

**产 品 规 格 书**  
**PRODUCT SPECIFICATION**

This specification is referred to the 3.00mm series wire to board connector

**索引【INDEX】**

1. 适用范围 【Scope】
2. 规格与料号 【Spec and Part number】
3. 材质与表面处理 【Disposal of Material and surface】
4. 额定等级 【Ratings and applicable wires】
5. 性能 【 Performance 】
  - 5-1. 电气的性能【Electrical Performance.】
  - 5-2. 机械的性能【Mechanical Performance】
  - 5-3. 环境性能及其它【Environmental Performance and Others】
6. 综合插入力及拔出力 【Insertion Force & Withdrawal Force】

# XFCN兴飞连接器有限公司

CONNECTORS XFCN CONNECTORS CO., LTD.

TEL:0769-82001899 FAX:0769-87929170

Product Specification [产品规格书]:	ISSUED BY: Engineering Dept	
Subject [主题]: 3.00mm Pitch 3025 / 20 Series Connector Specification	Date Issued	2012/09/08
	Date Revised	2013/07/28

## 【1.适用范围 Scope】

此种规格包括 3.00mm Pitch 3025/20 Series 连接器规格说明

This Specification Covers the 3.00mm Pitch 3025 / 20 Series Connector Specification.

## 【2.规格与料号 Spec and Part number】

规格内容 Specification	产品料号 Production No.	产品图示 Picture of Product
端子/Terminal	T3025PS-2 T3020PS-2	NONE
胶壳/Housing	P3025-XX-XXX P3020-XX-XXX P3025-2*XX-XXX P3020-2*XX-XXX	NONE
针座/Wafer	M3025V-XX-XXX M3025R-XX-XXX M3025V-2*XX-XXX M3025R-2*XX-XXX	NONE

## 【3.材质与表面处理 Disposal of Material and surface】

规格内容 Specification	材质 Materials	表面处理 Disposal of Surface
端子/Terminal	磷铜/Phosphor Bronze	Tin Plated: Over 70μ" .Nickel: Over 30μ" .
胶壳/Housing	PA66	UL 94V-2/UL94V-0
针座/Wafer	Base	PA66
	PIN	黄铜/Brass
		Over Tin 70μ" Plated ; Over 30μ" Nickel

(上述参数请以工程图为准/Please Refer to the Project drawing for the above Specification)

## 【4. 额定等级 Ratings and applicable wires】

项目【Item】	规格【Standard】
额定电压 Rated Voltage (Max.)	250V
额定电流 Rated Current (Max.)	AWG#20 5A
	AWG#22 5A
	AWG#24 4A
使用温度范围 Ambient temperature Range	-40℃ ~ +85℃
适用线径 Applicable wire insulation O.D	AWG 20#~24# Insulation O.D. 1.85mm(Max.)

【\*升温时含端子.Including terminal temperature rise.】

WRITTEN BY: Jova Lau

APPROVED BY: Succeed. Sun

Sheet: 2 of 7

# XFCN兴飞连接器有限公司

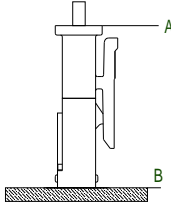
CONNECTORS XFCN CONNECTORS CO., LTD.

TEL:0769-82001899 FAX:0769-87929170

Product Specification [产品规格书]:	ISSUED BY: Engineering Dept	
Subject [主题]: 3.00mm Pitch 3025 / 20 Series Connector Specification	Date Issued	2012/09/08
	Date Revised	2013/07/28

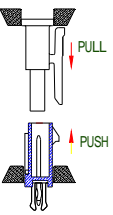
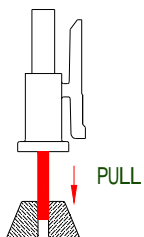
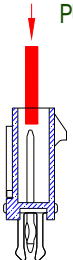
## 【5.性能 PERFORMANCE】

### 5-1. 电气的性能 Electrical Performance.

项目 【Item】	条 件 【Test Condition】	规 格 【Requirement】
5-1-1 接触阻抗 Contact Resistance	<p>公母配合,开放电压 20mV 以下,电流 10mA 检测连接器 A~B 区. Mate connectors, measure by dry circuit, 20mV MAX, 10mA. (Based upon EIA-364-06A).</p> 	<p>Initial: 10 milliohms Max. After Test: 20 milliohms Max.</p>
5-1-2 绝缘阻抗 Insulation Resistance	<p>公母配合,在相邻端子,端子与地片之间,使用 500V 的直流电,检测连接器. Mate connectors, apply 500V DC between adjacent terminal or ground. (Based upon EIA-364-21B / MIL-STD-202 Method 302 Cond.B)</p>	1000 Megohms Min.
5-1-3 耐电压 Dielectric Strength	<p>公母配合,在相邻端子,端子与地片之间,使用 1000V 的交流电 1 分钟,检测连接器. Mate connectors, apply 1000V AC for 1 minute between adjacent terminal or ground. (Based upon EIA-364-20A / MIL-STD-202 Method 301)</p>	不出现中断等情况 No Breakdown and Flashover
5-1-4 铆线后端子接触阻抗 Contact resistance on crimped portion	<p>铆线后之端子,开放电压 20mV 以下,电流 10mA 检测连接器. Crimp the applicable wire on to the terminal measure by dry circuit 20mV MAX, 10mA.</p>	10 milliohms Max.

Product Specification [产品规格书]:	ISSUED BY: Engineering Dept	
Subject [主题]: 3.00mm Pitch 3025 / 20 Series Connector Specification	Date Issued	2012/09/08
	Date Revised	2013/07/28

## 5-2. 机械的性能 Mechanical Performance.

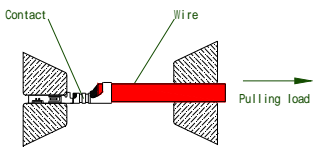
项目 【Item】	条件 【Test Condition】	规格 【Requirement】
5-2-1 插拔力 Insertion & Retention Force	以每分钟 25.4±3mm 的速率插入和拔出。 Insert and withdraw Connectors at the speed rate of 25.4±3mm/minute. <div style="text-align: center; margin-top: 10px;">  </div>	参照第 6 项 Refer to paragraph 6
5-2-2 端子保持力 Terminal/ Housing Retention Force	以每分 25.4±3mm 的速率,将端子从 Housing 内轴向拔出的力量。 Apply axial pull out force at the speed rate of 25.4±3mm/minute on the terminal assembled in the housing. <div style="text-align: center; margin-top: 10px;">  </div>	24.5N {2.5kgf} Min.
5-2-3 端子插入力 Terminal Insertion Force	铆线后之端子插入 Housing 所需最大力量。 Insert the crimped terminal into the housing.	14.7N {1.5kgf} Max.
5-2-4 Pin 针保持力 Pin Retention Force	以每分 25.4±3mm 的速率,将 PIN 针从 Wafer 内轴向拔出的力量。 Apply axial push force at the speed rate of 25.4±3mm/minute. <div style="text-align: center; margin-top: 10px;">  </div>	13.7N {1.4kgf} min.

# XFCN兴飞连接器有限公司

CONNECTORS XFCN CONNECTORS CO., LTD.

TEL:0769-82001899 FAX:0769-87929170

Product Specification [产品规格书]:	ISSUED BY: Engineering Dept	
Subject [主题]: 3.00mm Pitch 3025 / 20 Series Connector Specification	Date Issued	2012/09/08
	Date Revised	2013/07/28

项目 【Item】		条件 【Test Condition】	规格 【Requirement】			
5-2-5	端子压着强度 (Crimped connections)	固定铆线后的端子，使电线与端子分离时所需的最小力量。 Fix the crimped terminal, apply axial pull out force on the wire. (Do not crimp insulation part).	AWG#	#20	#22	#24
			Spec. .kgf. Min.	6.0	4.0	2.0
			Note> As for unspecified wire sizes in this specification define values with clients			

### 5-3. 环境性能及其它 Environmental Performance and Others.

项目 【Item】		条件 【Test Condition】	规格 【Requirement】	
5-3-1	重复插拔 Repeated Insertion/ Withdrawal	以每分钟不超过 10 次的速率,将公母插拔 30 次。 When mated up to 30 cycles repeatedly by the rate of 10 cycles per minute.	接触阻抗 Contact Resistance	20 milliohms Max.
5-3-2	温升测试 Temperature Rise	公母对插后,在通过额定电流下,所测定的温度。 Carrying rated current load. (UL 1977)	温升测试 Temperature rise	30℃ Max.
5-3-3	耐振动性 Vibration	振幅: 1.5mm P-P 时间: 10~55~10 HZ in 1 minute 持续时间: 每轴向 2 小时 Amplitude: 1.5mm P-P Sweep time: 10~55~10 HZ in 1 minute Duration: 2 hours in each X.Y.Z axials. (Based upon EIA-364-28B/MIL-STD-202 Method 213B Cond.A)	外观 Appearance	无异状 No Damage
			接触阻抗 Contact Resistance	20 milliohms Max.
			瞬断 Discontinuity	1 micro-second Max.
5-3-4	耐冲击性 Shock	在 X.Y.Z 上 6 个方向上,以 490m/s <sup>2</sup> (50g 的力量)冲击下各 3 回.490m/s <sup>2</sup> {50G}, 3 strokes in each X.Y.Z. axes. (Based upon EIA-364-27B/MIL-STD-202 Method 213B Cond.A)	外观 Appearance	无异状 No Damage
			接触阻抗 Contact Resistance	20 milliohms Max.
			瞬断 Discontinuity	1 micro-second Max.

# XFCN兴飞连接器有限公司

CONNECTORS XFCN CONNECTORS CO., LTD.

TEL:0769-82001899 FAX:0769-87929170

Product Specification [产品规格书]:	ISSUED BY: Engineering Dept	
Subject [主题]: 3.00mm Pitch 3025 / 20 Series Connector Specification	Date Issued	2012/09/08
	Date Revised	2013/07/28

项目 【Item】		条件 【Test Condition】	规格 【Requirement】	
5-3-5	耐热性 Heat Resistance	85±2℃, 96 hours. (Based upon MIL-STD-202 Method 108A Cond.A)	外观 Appearance	无异状 No Damage
			接触阻抗 Contact Resistance	20 milliohms Max.
5-3-6	耐寒性 Cold Resistance	-25±5℃, 96 hours. (Based upon EIA-364-105)	外观 Appearance	无异状 No Damage
			接触阻抗 Contact Resistance	20 milliohms Max.
5-3-7	耐湿性 Humidity	温度: 40±2℃ 湿度: 90~95%(RH) 持续时间: 96 hours Temperature: 40±2℃ Relative Humidity: 90~95% Duration: 96 hours (Based upon EIA-364-31A/MIL-STD-202 Method 103B Cond.B)	外观 Appearance	无异状 No Damage
			接触阻抗 Contact Resistance	20 milliohms Max.
			耐电压 Dielectric Strength	Must meet 5-1-3
			绝缘阻抗 Insulation Resistance	500 Megohms Min.
5-3-8	温度变化 Temperature Cycling	从-55℃持续 30 分钟升至+85℃持续 30 分钟, 循环 5 次. 5 cycles of: a) -55℃ 30 minutes. b) +85℃ 30 minutes. (Based upon EIA-364-32B)	外观 Appearance	无异状 No Damage
			接触阻抗 Contact Resistance	20 milliohms Max.
5-3-9	盐水喷雾 Salt Spray	在温度 35±2℃, 盐水浓度 5±1%下, 盐水喷雾 24±1 小时. 24±1 hours exposure to a salt spray from the 5±1% solution at 35±2℃. (Based upon EIA-364-26A/MIL-STD-202 Method 101D Cond.B). 注: 此项测试只针对先冲后镀端子	外观 Appearance	无异状 No Damage
			接触阻抗 Contact Resistance	20 milliohms Max.
5-3-10	焊锡附着性 Solder-ability	焊接时间: 3±0.5 秒. 焊接温度: 245±5℃. Soldering Time: 3±0.5second. Solder Temperature: 245±5℃. (Based upon EIA-364-52)	Solder Wetting	浸渍面积需 95%以上 95% of immersed area must show no voids, pin holes.

WRITTEN BY: Jova Lau

APPROVED BY: Succeed. Sun

Sheet: 6 of 7

# XFCN兴飞连接器有限公司

CONNECTORS XFCN CONNECTORS CO., LTD.

TEL:0769-82001899 FAX:0769-87929170

Product Specification [产品规格书]:	ISSUED BY: Engineering Dept	
Subject [主题]: 3.00mm Pitch 3025 / 20 Series Connector Specification	Date Issued	2012/09/08
	Date Revised	2013/07/28

项 目 【Item】		条 件 【Test Condition】	规 格 【Requirement】	
5-3-11	焊锡耐热性 Solder-Resistance	焊接时间: 3~5 秒. 焊接温度: 250+5/-5℃. Soldering time:3~5 sec solder. Temperature:250+5/-5℃. (Based upon EIA-364-56A)	外观 Appearance	无异状 No Damage

## 【6. 综合插入力及拔出力 INSERTION/WITHDRAWAL FORCE】 <Connector mating force>

PIN 数 No. of CKT	初次插入力(最大值) First Insertion (kgf Max.)	30 次拔出力(最小值) 30 <sup>th</sup> Withdrawal (kgf Min.)	PIN 数 No. of CKT	初次插入力(最大值) First Insertion (kgf Max.)	30 次拔出力(最小值) 30 <sup>th</sup> Withdrawal (kgf Min.)
Single	1.0	0.35	7	5.6	1.75
2	1.6	0.50	8	6.4	2.00
3	2.4	0.75	9	7.2	2.25
4	3.2	1.00	10	8.0	2.50
5	4.0	1.25	11	8.8	2.75
6	4.8	1.50	12	9.6	3.00
双排 ( DOUBLE ROW )					
2*02	3.2	1.00	2*08	12.8	4.00
2*03	4.8	1.50	2*09	14.4	4.50
2*04	6.4	2.00	2*10	16.0	5.00
2*05	8.0	2.50	2*11	17.6	5.50
2*06	9.6	3.00	2*12	19.2	6.00
2*07	11.2	3.50			

注：以上插拔次数为 30 次

Note : Insertion and Withdrawal for 30Cycles