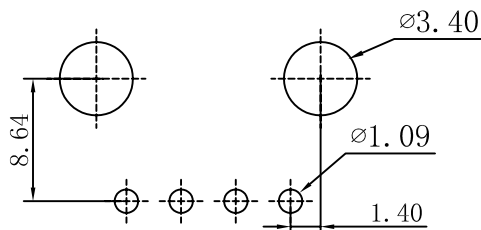
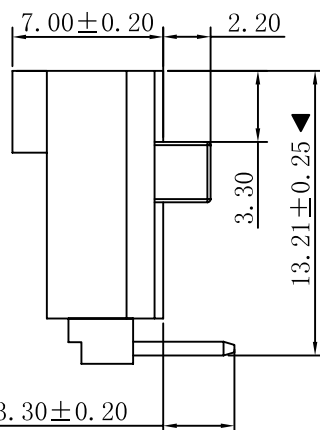
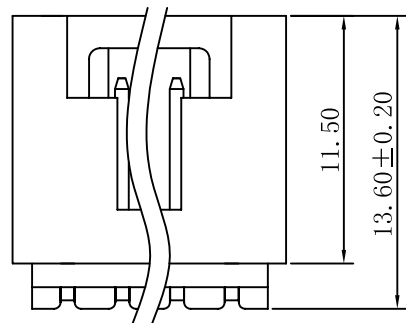
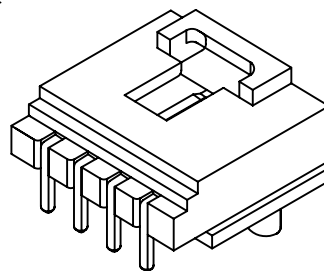


3 CIRCUIT

2 CIRCUIT



P. C. B LAYOUT



■ SPECIFICATIONS

- Voltage rating: 250V AC, DC
- Current rating: 5A, AC, DC
- Withstanding Voltage: 1500V AC/minute
- Insulation resistance: 1000MΩ min
- Temperature range: -25° C~+85° C
- Contact resistance: 20mΩ max

■ WAFER

- Poles : 02-12P
- Housing Material: PA9T UL94V-0 Black
- Pin Material: Brass
- Contact Area Plating: Gold-Flash
- The Dimension Marked "▼" Must Be Recorded

| PART NO. | Dimensions (mm) | | | |
|----------|-----------------|-------|-------|-------|
| | A | B | C | D |
| 02 | 2.54 | 5.58 | 8.89 | 5.33 |
| 03 | 5.08 | 8.13 | 11.43 | 7.87 |
| 04 | 7.62 | 10.67 | 13.97 | 10.41 |
| 05 | 10.16 | 13.21 | 16.51 | 12.95 |
| 06 | 12.70 | 15.75 | 19.05 | 15.49 |
| 07 | 15.24 | 18.29 | 21.59 | 18.03 |
| 08 | 17.78 | 20.83 | 24.13 | 20.57 |
| 09 | 20.32 | 23.37 | 26.67 | 23.11 |
| 10 | 22.86 | 25.91 | 29.21 | 25.65 |
| 11 | 25.40 | 28.45 | 31.75 | 28.19 |
| 12 | 27.94 | 30.99 | 34.29 | 30.73 |

| | | | | | | | | | | | |
|--|--|--|--|----------------------------|-------|-------|--------|--|--------------|-------------------------------|------|
| | | | | TOLERANCE UNLESS OTHERWISE | | DRAWN | CK tan | XFCN兴飞连接器有限公司 CONNECTORS XFCN CONNECTORS CO., LTD. | | SHEET | 1/1 |
| | | | | X. | ±0.30 | X° | ±5° | | | CHKD | DATE |
| | | | | .X | ±0.20 | .X° | ±2° | APPD | PRODUCT NAME | 2.54mm Crimp Style Connectors | |
| | | | | .XX | ±0.08 | .XX° | ±1° | VIEW | PART. NO. | M2553RF-XX | |
| | | | | .XXX | ±0.03 | .XXX° | ±0.5° | | | UNITS | mm |
| | | | | MODIFICATION | | DATE | | | SCALE | 1:1 | |
| | | | | | | | | | | DWG NO. | 009 |