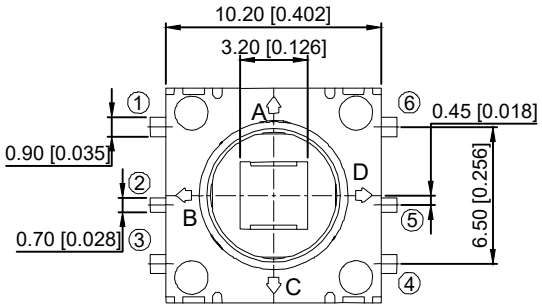

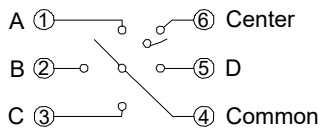

Circuit Diagram

NOTE:
Operating Force:
4-direction 160 ± 35 gf
center push 300 ± 35 gf
Travel 4-direction 5°±2°
center push 0.20±0.1mm

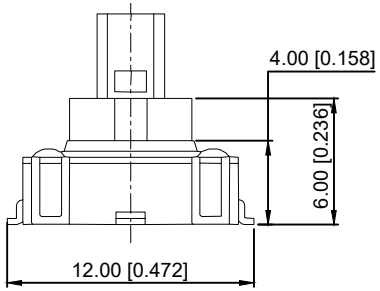

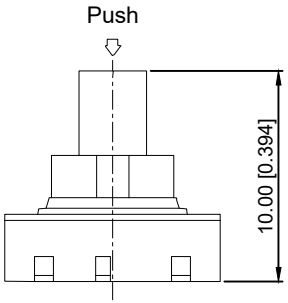

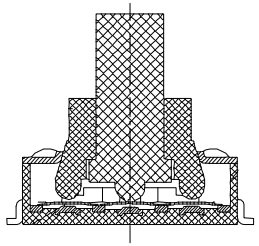

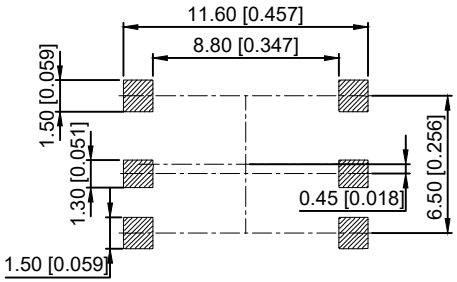

PCB Layout(Pattern side)

ITEM	PAPT NAMF	TER,NO	QTY	MATERIAL	FINISHING	REMARK
⑦	Dust cover	——	1	Kapton film		——
⑥	Contact	——	6	F.ag/Brass	Plating silver	——
⑤	Terminal	——	8	Brass(0.15t)	Plating silver	——
④	Base	——	1	Lcp		——
③	Cover	——	1	Sus	Plating sn	——
②	Axle sleeve	——	1	Lcp		——
①	Knob	——	1	Lcp		——

MARK	DESCRIPTION	DATE	REVISED	APPROVED
ΔX				
ΔX				
ΔX				

REVISIONS

UNSPECIFIED TOLERANCES	
ANGLAR	±5°
L≤4	±0.2
4<L≤16	±0.3
16<L≤63	±0.4
L>63	±0.5

www.xk-dg.cn www.helloxkb.com www.helloxkb.cn

DSND		DATE		SCALE: N/A
DWN		DATE		VIEW:
CHKD		DATE		UNIT: mm/in
APPD		DATE		SIZE: A4

MODEL TYPE: MULTI-FUNCTIONAL SWITCH

PART NO.:

DWG NO.: TM-2027

XKB INDUSTRIAL PRECISION CO.,LIMITED

WEIGHT	SHEET	REVISION
1.0g	1/1	A0