

DATA SHEET 数据表

BONSDA CODE : SDSR-16H
代码

DESCRIPTION : ROTARY DIP SWITCH
描述

CUSTOMER APPROVAL

客户确认

PART NO. : _____
料号

SIGNATURES : _____
签章

SHENZHEN ZIGENG TECHNOLOGY CO. , LTD

ADDRESS D BUILDING 3TH FLOOR,ZIGENG RODA NO.49,KENGZI STREETS,
PINGSHAN NEW DISTRICT, SHENZHEN, GUANGDONG PROVINCE, CHINA

TEL +86 755-8451 7080

FAX +86 755-2782 3630

E-MAIL LINSL@ZIGKJ.COM

WEBSITE WWW.ZIGKJ.COM

1. Style:

This specification describes "Rotary Switch" mainly used as signal switch of electric devices with the general requirements of mechanical and electrical characteristics.

1.1 Operating / Storage Temperature Range : -40°C ~ +85°C


2. Current Range:

2.1 None-Switching : 200mA, 42V

2.2 Switching : 150mA, 42V

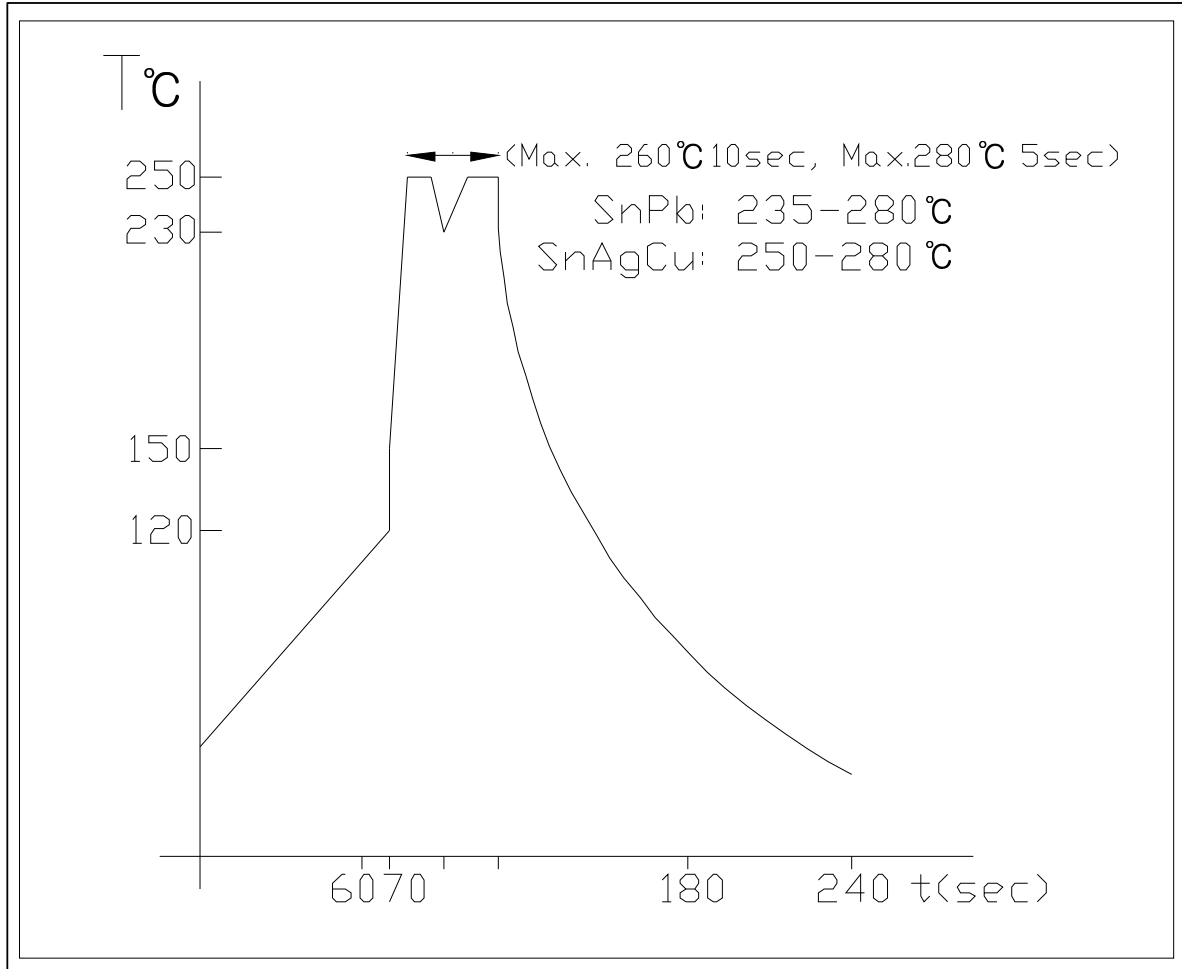
3. Type of Actuation : Rotating

4. Test Sequence :

		ITEM	DESCRIPTION	TEST CONDITIONS	REQUIREMENTS
ELECTRIC PERFORMANCE	1	Visual Examination	By visual examination check without any out pressure & testing.		There shall be no defects that affect the serviceability of the product
	2	Contact Resistance	① To be measured between the two terminals associated with each switch pole ② Measurements shall be made with a 1kHz shall current contact resistance meter		80mΩ max
	3	Insulation Resistance	250V DC, 1minute ±5seconds		100MΩ min
	4	Dielectric withstanding Voltage	250V AC(50Hz or 60Hz)shall be applied between all the adjacent terminal and between the terminal and the frame For 1 minute		There shall be no breakdown or flash over
MACHIN	5	Operation Force	Applied in the direction of operation 		700gf/cm. max

P E R F O R M A N C E	6	Operation Life	<p>Measurements shall be made following the test set forth below:</p> <p>1)150mA, 42V DC resistive load 2)Rate of operation: 15~20 cycles/ minute 3)Step of operation: 10,000 steps</p>	<p>1)As shown in item 3,4 2)Contact Resistance: 200mΩ max 3)Final-after test</p>	
	W E A T H E R P R O O F	7	Resistance Low Temperature	<p>Following the test set forth below the sample shall be left in normal temperature and humidity conditions for an hour before measurements are made:</p> <p>1)Temperature: -40℃ ±3℃ 2)Time: 96 hours</p>	As shown in item 2~5
		8	Resistance High Temperature	<p>Following the test set forth below the sample shall be left in normal temperature and humidity conditions for an hour before measurements are made:</p> <p>1)Temperature: 85℃ ±2℃ 2)Time: 96 hours</p>	<p>1)As shown in item 3~5 2)Contact Resistance: 200mΩ max</p>
9		Resistance Humidity	<p>Following the test set forth below the sample shall be left in normal temperature and humidity conditions for an hour before measurements are made:</p> <p>1)Temperature: 40℃ ±2℃ 2)Relative humidity: 90~95% 3)Time: 96 hours</p>	<p>1)As shown in item 4 2)Contact Resistance: 200mΩ max 3)Insulation Resistance: 10MΩ min</p>	

5. Wave Soldering Conditions:



6. manual Soldering

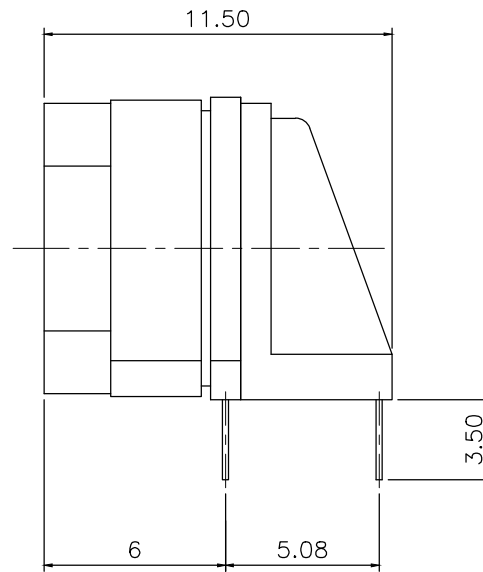
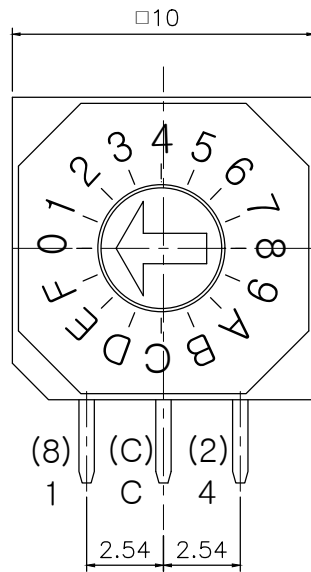
: Max. 350°C Max. 3sec

7. This item is "ROHS" Compliant

8. Part List

NO	PART NAME	Q'TY	MATERIALS	TREATMENT	REMARK
1	COVER	1	PA66		Print:Black
2	BASE	1			
3	ACTUATOR	1	POM		
4	CONTACT & TERMINAL	1	PHOSPHOR BRONZE	CONTACT AND TERMINAL PLATING: GOLD PLATING OVER NICKEL	Au0.07 μ m Min Ni0.1 μ m Min
5	PCB	1	EPOXY	PLATING: GOLD PLATING	Au0.05 μ m Min
6	O-Ring	1	SILICONE		

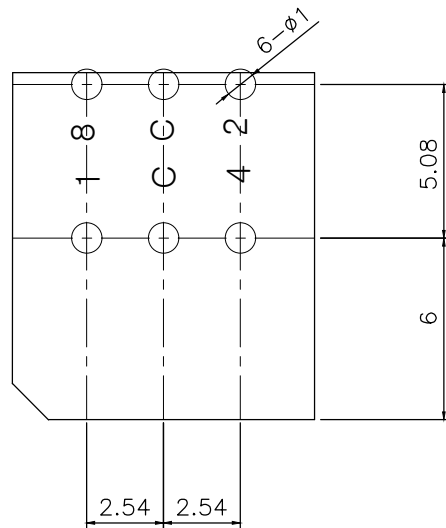
MRK.	DATE	REVISION	SIGN
△			



SPECIFICATION

- Rating : 150mA, 42V DC (Switching)
200mA, 42V DC (Non-Switching)
- Contact Resistance : 80mΩ Max.
- Insulation Resistance : 100MΩ Min.
- Operating Force : 700gf Max.
- Life Cycle : 10,000 steps

		Real Coded				
		C	1	2	4	8
10 P o s i t i o n	0	●				
	1	●	●			
	2	●		●		
	3	●	●	●		
	4	●			●	
	5	●	●		●	
	6	●		●	●	
	7	●	●	●	●	
	8	●				●
	9	●	●			
16 P o s i t i o n	A	●		●		●
	B	●	●	●		●
	C	●			●	●
	D	●	●		●	●
	E	●		●	●	●
	F	●	●	●	●	●



P.C.B DIMENSION

01	-	-	-	1	-
NO.	DESCRIPTION	MATERIAL	COLOR/FINISH	Q.TY	VENDOR
DRAW/DESIGNED	CHECKED	APPROVED	G.TOL ±0.1	TITLE ROTARY SWITCH	
W. J. LEE	J. P. ROH	K. I. LEE			
			UNIT mm	SCALE 4:1	MODEL SDSR-16H
			SIZE A4	DRAW	SHEET 1/1



深圳市子庚科技有限公司