



GBP4005 THRU GBP410

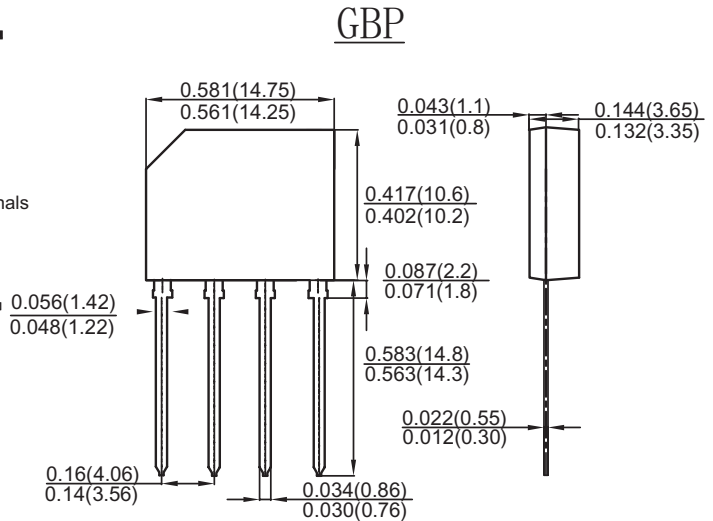
BRIDGE RECTIFIER
Reverse Voltage: 50 to 1000 Volts
Forward Current: 4.0 Amps

FEATURES

- Plastic package has Underwriters Laboratory Flammability Classification 94V-0
- Glass passivated chip junction
- High current capability
- Low forward voltage drop
- High temperature soldering guaranteed: 260°C/10 seconds at terminals
- Component in accordance to RoHS 2011/65/EU

MECHANICAL DATA

- Case: GBP molded plastic body
- Terminals: Plated leads solderable per MIL-STD-750, method 2026
- Mounting Position: Any



Dimensions in inches and (millimeters)

MAXIMUM RATINGS AND ELECTRICAL CHARACTERISTICS

(Rating at 25°C ambient temperature unless otherwise specified. Single phase, half wave, 60Hz, resistive or inductive load. For capacitive load, derate current by 20%.)

	Symbols	GBP4005	GBP401	GBP402	GBP404	GBP406	GBP408	GBP410	Units
Maximum Recurrent Peak Reverse Voltage	V _{RRM}	50	100	200	400	600	800	1000	Volts
Maximum RMS Voltage	V _{RMS}	35	70	140	280	420	560	700	Volts
Maximum DC Blocking Voltage	V _{DC}	50	100	200	400	600	800	1000	Volts
Maximum Average Forward Rectified Current	I _(AV)	4.0							Amp
Peak Forward Surge Current 8.3ms single half sine-wave superimposed on rated load (JEDEC method)	I _{FSM}	80							Amps
Rating for fusing (t<8.3ms)	I ² t	26.56							A ² s
Maximum Instantaneous Forward Voltage at 4.0A DC	V _F	1.1							Volts
Maximum DC Reverse Current at rated DC blocking voltage	T _A =25°C	5							µA
	T _A =125°C	500							µA
Typical thermal resistance	R _{θJA}	40							°C/W
	R _{θJL}	20							
Operating temperature range	T _J	-55 to +150							°C
Storage temperature range	T _{STG}	-55 to +150							°C

RATINGS AND CHARACTERISTIC CURVES GBP4005 THRU GBP410

FIG.1-MAXIMUM FORWARD SURNGE CURRENT

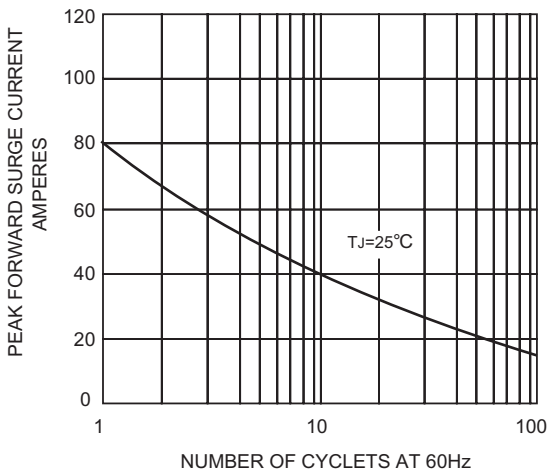


FIG.2-FORWARD CURRENT DERATING CURVE

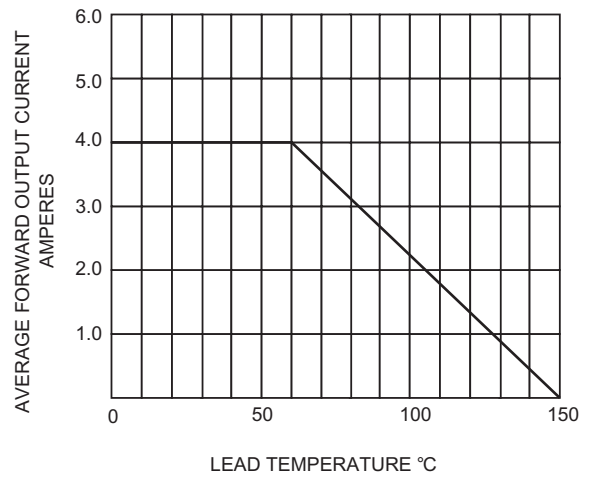


FIG.3-TYPICAL FORWARD CHARACTERISTICS

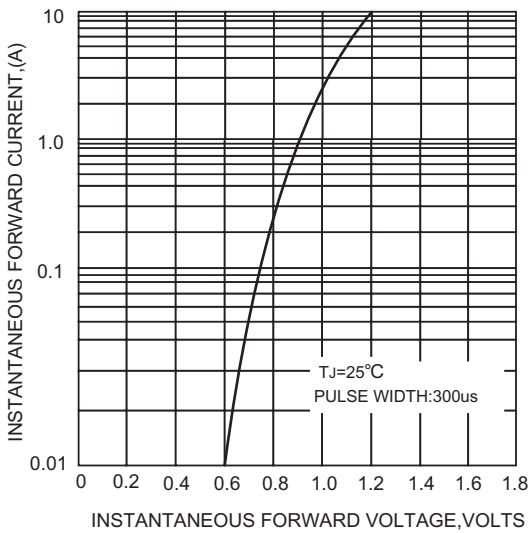


FIG.4 -TYPICAL REVERSE CHARACTERISTICS

