



SBR560

主要参数 MAIN CHARACTERISTICS

$I_{F(AV)}$	5A
V_{RRM}	60 V
T_j	125°C
$V_{F(max)}$	0.53V (@ $T_j=100^\circ\text{C}$)

用途

- 低压高频整流
- 低压续流电路和保护电路

APPLICATIONS

- Low voltage, high frequency rectifier
- Free wheeling diodes, polarity protection applications

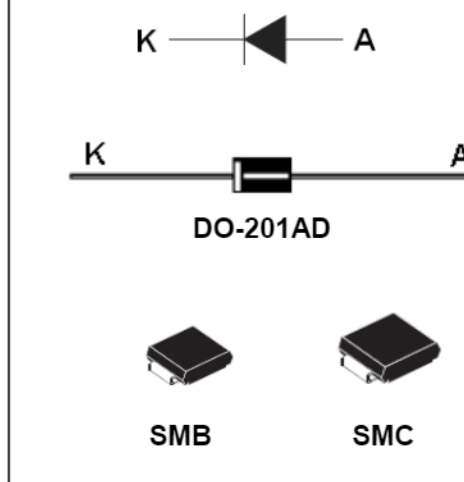
产品特性

- 低功耗, 高效率
- 良好的高温特性
- 有过压保护环, 高可靠性
- 环保 (RoHS) 产品

FEATURES

- Low power loss, high efficiency
- High Operating Junction Temperature
- Guard ring for overvoltage protection, High reliability
- RoHS product

封装 Package



订货信息 ORDER MESSAGE

订货型号 Order codes				印记 Marking	封装 Package
有卤-条管 Halogen-Tube	无卤-条管 Halogen Free-Tube	有卤-编带 Halogen-Reel	无卤-编带 Halogen Free-Reel		
N/A	N/A	SBR560-D-A	SBR560-D-AR	SBR560	DO-201AD
N/A	N/A	SBR560-XC-A	SBR560-XC-AR	SBR560	SMB
N/A	N/A	SBR560-XE-A	SBR560-XE-AR	SBR560	SMC



绝对最大额定值 ABSOLUTE RATINGS ($T_c=25^\circ\text{C}$)

项 目 Parameter			符 号 Symbol	数 值 Value	单 位 Unit
最大反向重复峰值电压 Repetitive peak reverse voltage			V_{RRM}	60	V
最大直流阻断电压 Maximum DC blocking voltage			V_{DC}	60	V
正向平均整流电流 Average forward current	$T_c=100^\circ\text{C}$	整个器件 per device	$I_{F(AV)}$	5	A
正向峰值浪涌电流 Surge non repetitive forward current (额定负载 8.3ms 半正弦波—按 JEDEC 方法) 8.3 ms single half-sine-wave (JEDEC Method)			I_{FSM}	120	A
最高结温 Maximum junction temperature			T_j	125	$^\circ\text{C}$
储存温度 Storage temperature range			T_{STG}	-40~+150	$^\circ\text{C}$

电特性 ELECTRICAL CHARACTERISTICS

项 目 Parameter	测试条件 Tests conditions		最小值 Value(min)	典型值 Value(typ)	最大值 Value(max)	单位 Unit
I_R	$T_j=25^\circ\text{C}$	$V_R=V_{RRM}$			250	μA
	$T_j=100^\circ\text{C}$				50	mA
V_F	$T_j=25^\circ\text{C}$	$I_F=5\text{A}$		0.52	0.55	V
	$T_j=100^\circ\text{C}$			0.50	0.53	V

热特性 THERMAL CHARACTERISTICS

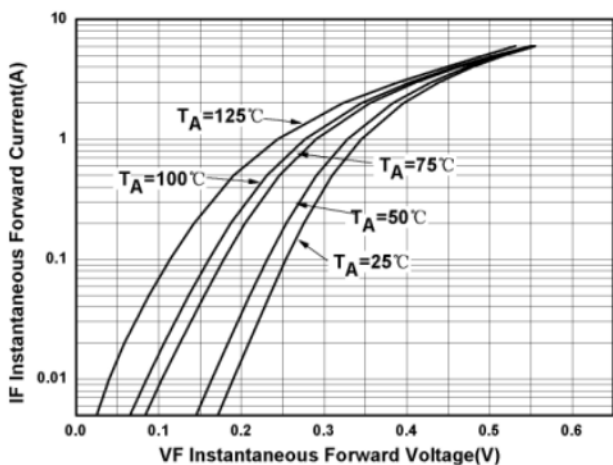
项 目 Parameter		符 号 Symbol	最小值 Value(min)	最大值 Value(max)	单 位 Unit
结到壳的热阻 Thermal resistance from junction to case	DO-201AD	$R_{th(j-c)}$		25	$^\circ\text{C/W}$
	SMB			40	
	SMC			37	
结到环境的热阻 Thermal resistance from junction to ambient	DO-201AD	$R_{th(j-a)}$		70	
	SMB			140	
	SMC			120	



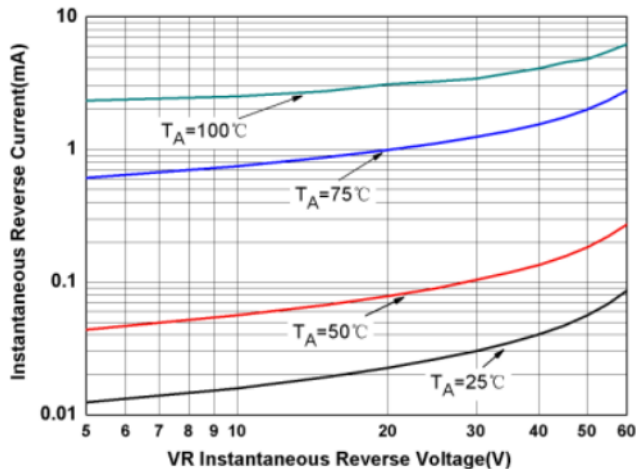


特征曲线 ELECTRICAL CHARACTERISTICS (curves)

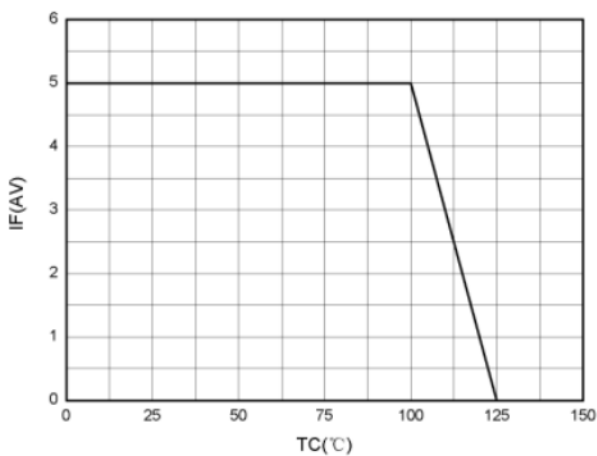
IF vs VF



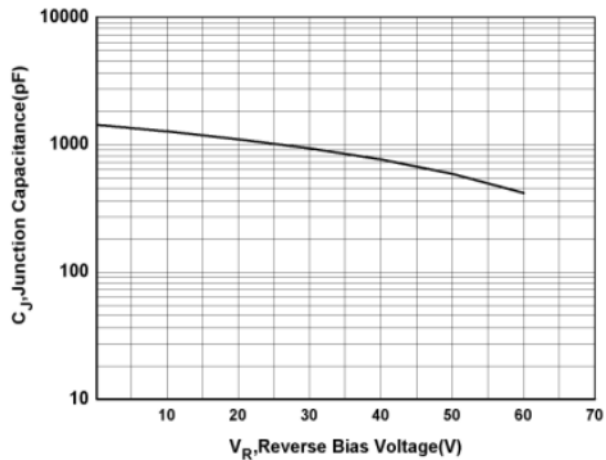
IR vs VR

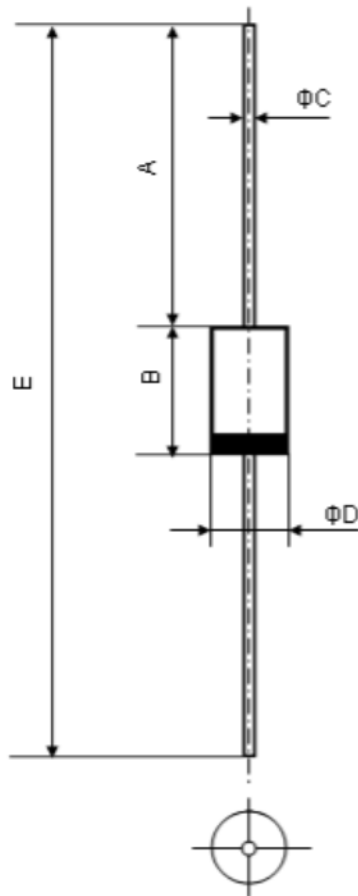


IF(AV) vs TC(°C)



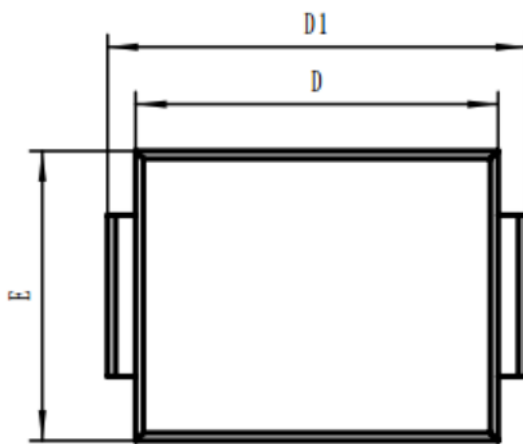
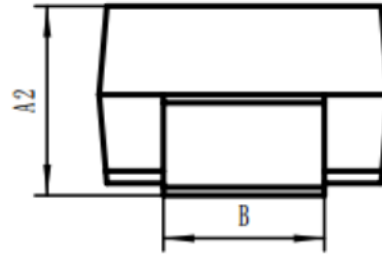
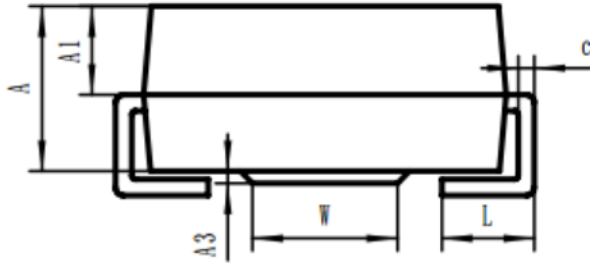
CJ vs VR





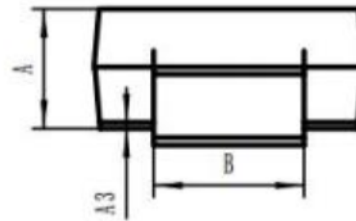
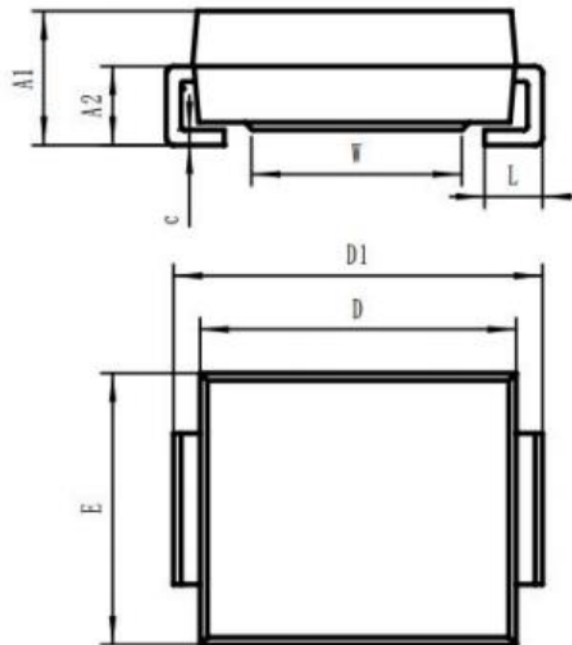
符号 Symbol	Min	Max
A	25.4	--
B	8.5	9.5
C	1.2	1.3
D	5.0	5.6
E	59.5	64





SYMBOL	MIN	MAX
A	1.85	2.25
A1	0.90	1.30
A2	2.10	2.60
A3	0.10	0.20
B	1.80	2.20
c	0.10	0.30
D	4.30	4.70
D1	4.95	5.45
E	3.40	3.80
L	0.80	1.50
W	1.60	2.00





SYMBOL	MIN	MAX
A	2.30	2.70
A1	2.40	3.00
A2	1.30	1.90
A3	0.10	0.20
B	2.80	3.10
c	0.15	0.25
D	6.70	7.10
D1	7.70	8.30
E	5.80	6.20
L	0.90	1.60
W	4.30	4.70

