

SF12 Series IP67

**SF
12**

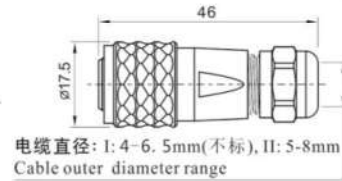


SF1210/P — SF1210/S
插针 Male contact

电缆插头
与SF1211, SF1212, SF1213相配

Cable connector
Mate with SF1211, SF1212, SF1213

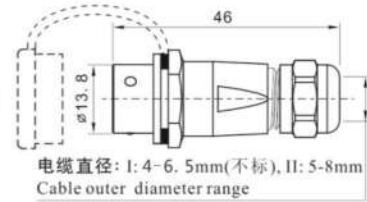
电缆外径 Cable outer diameter
I: 4-6.5mm(不标), II: 5-8mm
芯数 Number of contact
插孔 Fmale contact



SF1211/P — SF1211/S

电缆对接插座
与SF1210相配

In-line cable connector
Mate with SF1210

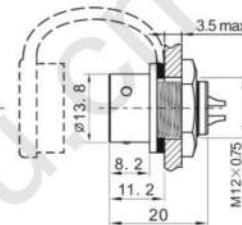


SF1212/P — SF1212/S

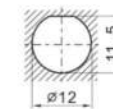
后螺母插座
与SF1210相配

Rear-nut mount
Mate with SF1210

芯数 Number of contact



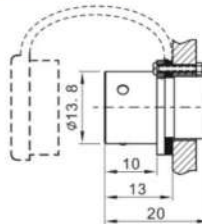
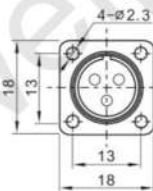
开孔尺寸
Panel cutout



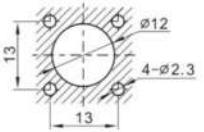
SF1213/P — SF1213/S

方方法兰插座
与SF1210相配

Square flange
Mate with SF1210



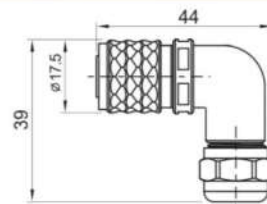
开孔尺寸
Panel cutout



SF1214/P — II SF1214/S — II

弯式电缆插头
与SF1211, SF1212, SF1213相配

Angled cable connector
Mate with SF1211, SF1212, SF1213



电缆直径: 5-8mm
Cable outer diameter range

焊接芯件参数 Solder contact spec

芯数 Number of contact	2	3	4	5	6	7	9
公端绝缘体正面图 Male contact face view							
额定电流(A) Rated current (A)	13	13	5	5	5	5	3
接触件直径(mm) Contact diameter(mm)	∅1.6X2	∅1.6X3	∅1X4	∅1X5	∅1X6	∅1X7	∅0.7X9
工作电压(AC.V) Rated voltage (AC.V)	250	250	200	180	125	125	125
耐压(AC.V) 1 min Test voltage(AC.V) 1 min	1500	1500	1500	1000	1000	1000	1000
接触电阻(mΩ) Contact resistance (mΩ)	2.5	2.5	5	5	5	5	10
线规(mm ² /AWG) Wire size(mm ² /AWG)	≤2/14	≤2/14	≤0.75/18	≤0.75/18	≤0.75/18	≤0.75/18	≤0.5/20