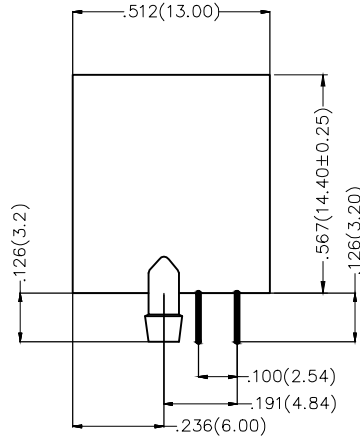
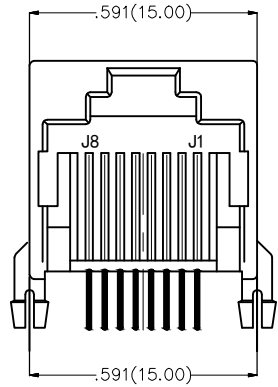


REV	LOCATIONS	DESCRIPTION	DATE	REVISER	APPD
1	△	Part No.: Change FRJ45143 into FRJ45017	31/MAY/18	KATE	ERIC

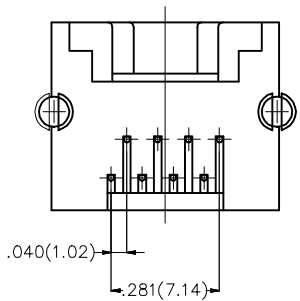


Electrical

Current Rating: 1.5A AC(rms)/DC  
Voltage Rating: 125V AC(rms)/DC  
Contact Resistance: 30 mΩ Max  
Insulation Resistance: 500 MΩ MIN  
Withstanding Voltage: 1000V AC r.m.s  
Operating Temperature: -45°C ~ +85°C

Material

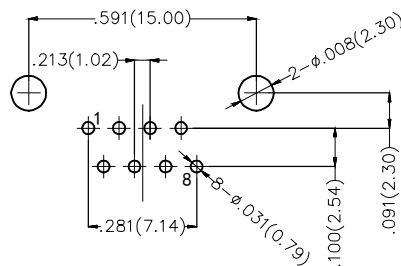
Housing: PBT (UL 94V-0)  
Contact: Phosphor Bronze/Gold Plated



Ordering Information

FRJ45 017 — 1 1 XX XX K 0 2 0 0  
1 2 3 4 5 6 7 8

1	Category FRJ45-RJ45 Connector	2	Distinction No. 017	3	Ports options 1-1 Port	4	Plating 1-Gold Plated	5	Thickness of plating 00-Gold flash 03-3μ" Custom plate available
6	Color-Resin G1-Gray K6-Black	7	Packaging K-Tray	8	Contact type 2-Round pin				



Recommended P.C.Board Layout

 THIRD ANGLE PROJECTION	GENERAL TOLERANCES (UNLESS SPECIFIED)		APPROVE BY FRANK	DATE 30/JUN/17	PART NO. △ FRJ45017-11XXXXK0200	ITEM NO. FRJ45017	 Leader Of Industry
	DESIGN UNITS Inch (metric)	X.±.012(0.30) X.X±.008(0.20)	X.±5' .X±2'	CHECKED BY CHERRY	DATE 30/JUN/17	TITLE RJ45 Connector 8P8C 90° Angle (DIP)	
SCALE 5:1	SIZE A4	X.XX±.006(0.15) X.XXX±.004(0.10)	.XX±1' .XXX±0.5'	DRAWN BY LXF	DATE 30/JUN/17	THIS DRAWING CONTAINS INFORMATION THAT IS PROPRIETARY TO TXGA INDUSTRIAL ELECTRONICS(S.Z)CO.,LTD AND SHOULD NOT BE USED WITHOUT WRITTEN PERMISSION	
						REV 1	SHEET NO. 1/1