

DATA SHEET

GAS DISCHARGE TUBE — B600-100KA (004)

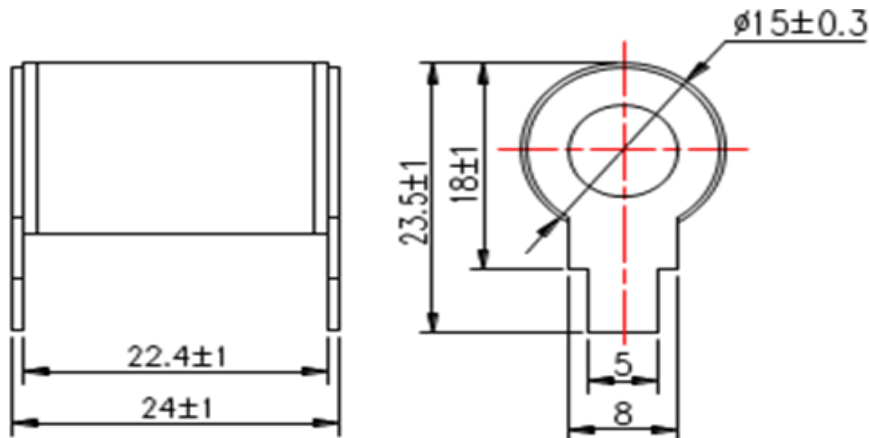
Features

- Provide ultra-fast response to surge voltage from slow-rising surge of 100V/s to rapid-rising surge of 1KV/μs
- Stable breakdown voltage
- High insulation resistance
- Large absorbing transient current capability
- Micro-Gap Design
- ROHS compliant
- Storage and operating temperature: -40°C ~ +85°C



Dimension (Unit: mm)

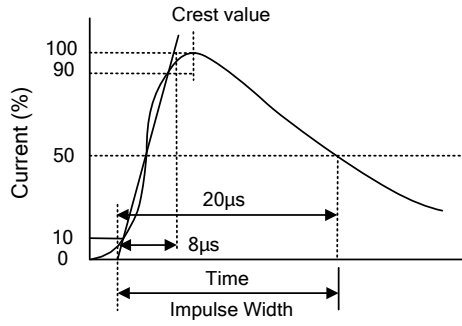
Unit: mm



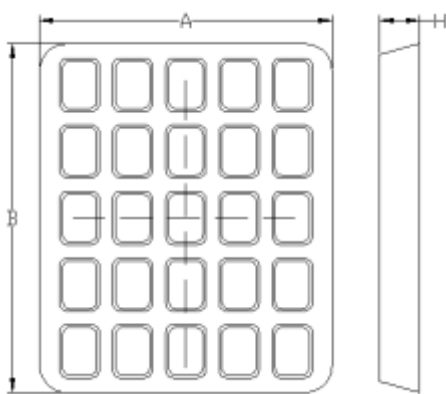
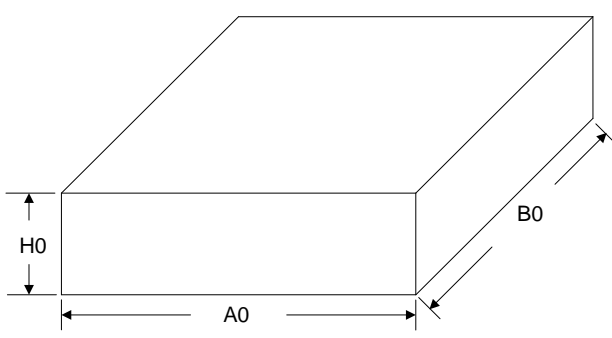
Electrical Characteristics

Part Number	DC Spark-over Voltage	Maximum Impulse Spark-over Voltage	Nominal Impulse Discharge Current	Maximum Impulse Discharge Current	Minimum Insulation Resistance		Maximum Capacitance	Device Marking Code
	100V/s	1000V/μs	8/20μs	10/350μs	Test Voltage	(GΩ)	1MHz	
	(V)	(V)	(KA)	(KA)	DC(V)		(pF)	
B600-100KA(004)	600±20%	1400	100	20	100	1.0	8	B600-100KA

Electrical Ratings

Items	Test Condition/Description	Requirement
DC Spark-over Voltage	The voltage is measured with voltage ramp $dv/dt=100V/s$.	To meet the specified value
Maximum Impulse Spark-over Voltage	The maximum impulse spark-over voltage is measured with voltage ramp $dv/dt=1000V/\mu s$.	
Impulse Discharge Current	Maximum 8/20 μs surge current that can be applied between two electrodes. 	
Insulation Resistance	The resistance of gas tube shall be measured between two electrodes.	
Capacitance	The capacitance of gas tube shall be measured between two electrodes. Test frequency: 1MHz	

Packaging

Skin packing 	Dimension (mm)	
	Symbol	Spec. Tolerance
	A	190.0 ±2.0
	B	230.0 ±2.0
	H	18.0 ±2.0
Quantity: 25pcs		
Inner box 	A0	200.0 ±2.0
	B0	240.0 ±2.0
	H0	100.0 ±2.0
	Quantity: 125pcs	