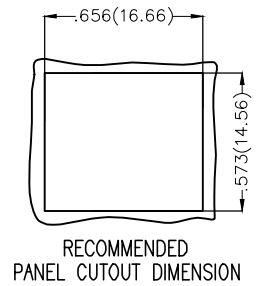
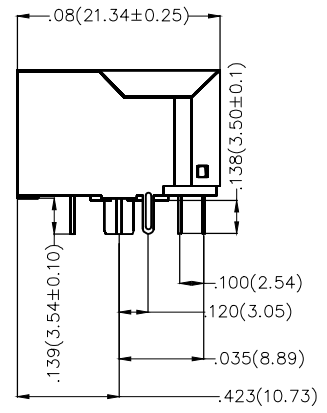
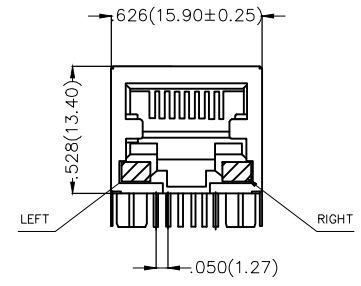


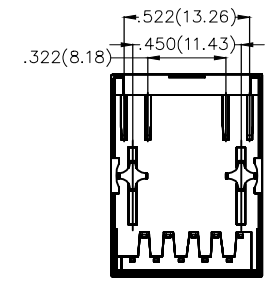
REV	LOCATIONS	DESCRIPTION	DATE	REVISER	APPD
1	△	Part No.: Change FRJ45105 into FRJ45046	25/MAY/18	KATE	ERIC



SPECIFICATIONS

Electrical Performances
 Current Rating: 1.5A AC(rms)/DC
 Voltage Rating: 125V AC(rms)/DC
 Contact Resistance: 30 mΩ Max
 Insulation Resistance: 500 MΩ MIN
 Withstanding Voltage: 1000V AC r.m.s
 Temperature Range-Operating: -40°C~+85°C

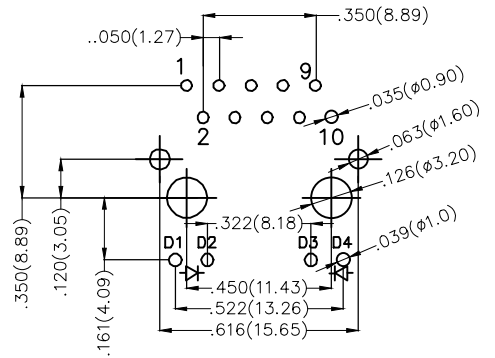
Material and Plating
 Housing: PBT UL 94V-0
 Contact: Phosphor Bronze/Gold Plated
 Shell: Copper Alloy/Nickel Plated



Ordering Information

FRJ45 046 — 1 3 XX K6 K X 1 0 2
 1 2 3 4 5 6 7 8 9 10

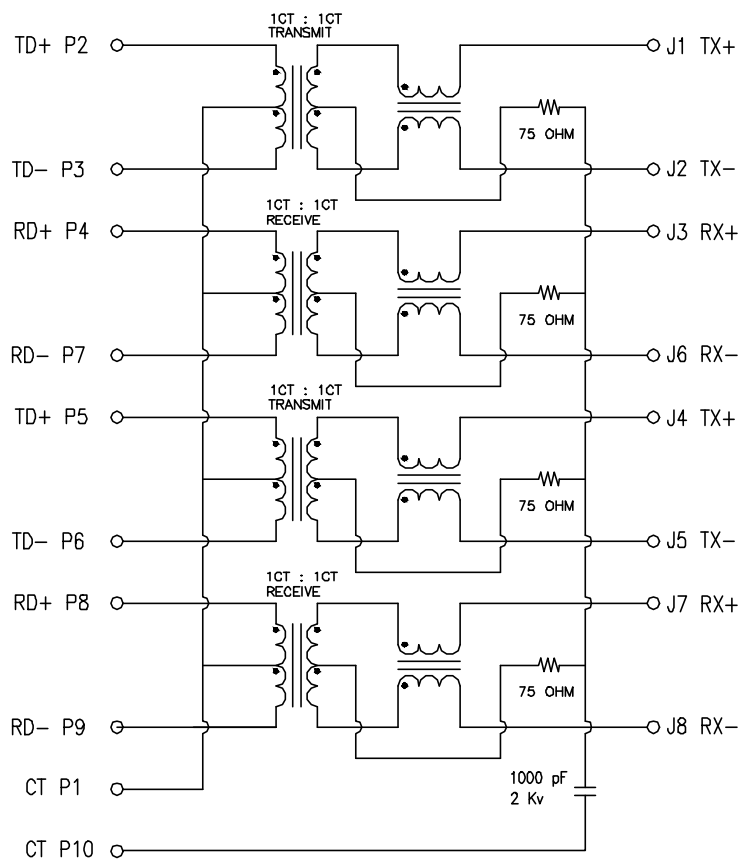
1 Category FRJ45-RJ45 Connector	2 Distinction No. 046	3 Ports options 1-1 Port	4 Plating 3-Selective gold in contact area, tin on tail	5 Thickness of plating 00-Gold flash 03-3μ" Custom plate available
6 Color-Resin K6-Black	7 Packaging K-Tray	8 LED style 1-L: Yellow R: Green 2-L: Green R: Yellow 3-L: Green R: Green+Orange 4-L: Orange R: Green+Orange	9 Contact type 1-Square pin	10 Pin circuits 2-1000Base-T



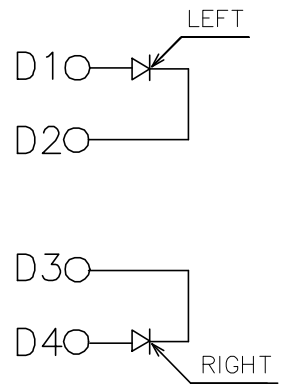
Recommended P.C.Board Layout

THIRD ANGLE PROJECTION	GENERAL TOLERANCES (UNLESS SPECIFIED)		APPROVE BY FRANK	DATE 18/JUN/13	PART NO. △ FRJ45046-13XXK6KX102	ITEM NO. FRJ45046	
	DESIGN UNITS Inch (metric)	X.±.012(0.30) X.±5' X.X±.008(0.20) X.±2' X.XX±.006(0.15) X.X±1'	CHECKED BY CHERRY	DATE 18/JUN/13			
SCALE 5:1	SIZE A4	X.XXX±.004(0.10) X.XX±0.5'	DRAWN BY KEVIN	DATE 18/JUN/13	THIS DRAWING CONTAINS INFORMATION THAT IS PROPRIETARY TO TXGA INDUSTRIAL ELECTRONICS(S.Z)CO.,LTD AND SHOULD NOT BE USED WITHOUT WRITTEN PERMISSION		

REV	LOCATIONS	DESCRIPTION	DATE	REVISER	APPD



PARAMETER	SPECIFICATIONS
ELECTRICAL SPECIFICATIONS	25°C±5°C
TURNS RATIO	1CT:1CT±3%
INDUCTANCE(OCL)	350uH Min@100KHz/100mV With 8mA DC Bias
INSERTION LOSS	-1.0dB Max@1MHz-100MHz;
RETURN LOSS (Z out=100 OHM)	-16dB Min@1MHz-30MHz; -14dB Min@30MHz-60MHz; -10dB Min@60MHz-80MHz;
CROSSTALK (ADJACENT CHANNELS)	-40dB Min@1MHz-30MHz; -35dB Min@30MHz-60MHz; -30dB Min@60MHz-80MHz
COMMON MODE REJECTION RATIO	-35dB Min@1MHz-100MHz;
HI-POT	1000 V AC 2S 1mA
OCL	1000 V AC 2S 1mA
OPERATING TEMPERATURE RANGE	-40°C to +85°C



<p>THIRD ANGLE PROJECTION</p>	GENERAL TOLERANCES (UNLESS SPECIFIED)		APPROVE BY FRANK	DATE 18/JUN/13	PART NO. FRJ45046-13XXK6KX102	ITEM NO. FRJ45046	<p>Leader Of Industry</p>		
	DESIGN UNITS Inch (metric)	X.±.012(0.30)	X.±5'	CHECKED BY CHERRY	DATE 18/JUN/13	TITLE RJ45 Connectors 10P8C 90°Angle(1000Base-T)		REV 1	SHEET NO. 2/2
	SCALE 5:1	X.X±.008(0.20)	.X'±2'	DRAWN BY KEVIN	DATE 18/JUN/13	THIS DRAWING CONTAINS INFORMATION THAT IS PROPRIETARY TO TXGA INDUSTRIAL ELECTRONICS(S,Z)CO.,LTD AND SHOULD NOT BE USED WITHOUT WRITTEN PERMISSION			
	SIZE A4	X.XX±.006(0.15)	.XX'±1'						