

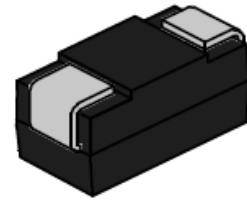


CPxxxxSC Series TSS

Rev.4.1

DESCRIPTION:

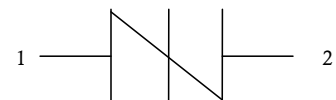
CPxxxxSC series thyristors are a type of semiconduct components. They are designed in applications, such as modems, telephones, line cards, answering machines, FAX machines, SLICs, T1/E1, xDSL, PBXs and more.



SMB

FEATURES:

- ✧ Lower capacitance.
- ✧ Low profile package.
- ✧ Low on-state voltage.
- ✧ Excellent capability of absorbing transient surge.
- ✧ Quick response to surge voltage (ns Level).
- ✧ Eliminates overvoltage caused by fast rising transients
- ✧ Moisture sensitivity level: Level 1.
- ✧ Non degenerative.



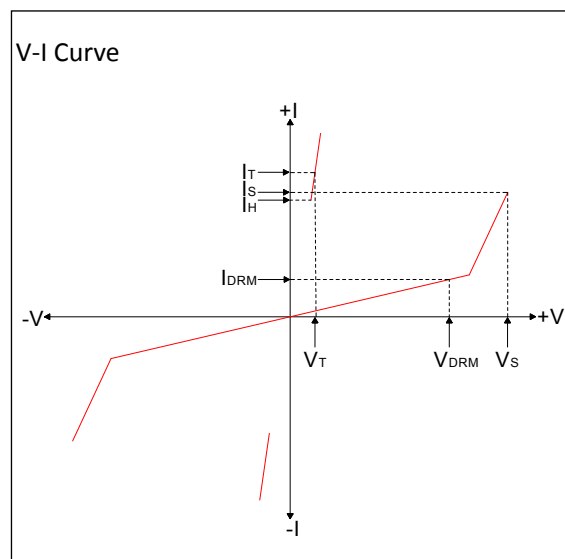
Symbol

ABSOLUTE MAXIMUM RATINGS ($T_A=25^\circ\text{C}$, RH=45%-75%, unless otherwise noted)

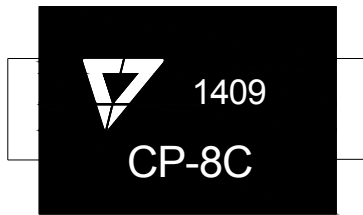
Parameter	Symbol	Value	Unit
Storage temperature range	T_{STG}	-60 to +150	$^\circ\text{C}$
Operating junction temperature range	T_J	-40 to +125	$^\circ\text{C}$
Repetitive peak pulse current	I_{PP}	100	A

ELECTRICAL CHARACTERISTICS ($T_A=25^\circ\text{C}$)

Symbol	Parameter
V_{DRM}	Peak off-state voltage
I_{DRM}	Off-state current
V_S	Switching voltage
I_S	Switching current
V_T	On-state voltage
I_T	On-state current
I_H	Holding current
C_O	Off-state capacitance



MARKING



CP-8C: Device Marking Code
1409: In ninth week, 2014

ELECTRICAL CHARACTERISTICS ($T_A=25^{\circ}\text{C}$, continued)

Part Number	$I_{\text{DRM}}@V_{\text{DRM}}$		$V_S^{\text{①}}@I_S$		$V_T@I_T$		I_H	$C_O^{\text{②}}$	Marking
	μA	V	V	mA	V	A	mA	pF	
	max		max	max	max	max	min	max	
CP0080SC	1	6	15	800	4	2.2	30	60	CP-8C
CP0220SC	1	18	30	800	4	2.2	30	60	CP22C
CP0300SC	1	25	40	800	4	2.2	30	60	CP03C
CP0640SC	1	58	77	800	4	2.2	120	60	CP06C
CP0720SC	1	65	87	800	4	2.2	120	50	CP07C
CP0900SC	1	75	98	800	4	2.2	120	50	CP09C
CP1100SC	1	90	130	800	4	2.2	120	50	CP11C
CP1300SC	1	120	160	800	4	2.2	120	50	CP13C
CP1500SC	1	140	180	800	4	2.2	120	45	CP15C
CP1800SC	1	170	220	800	4	2.2	120	45	CP18C
CP2300SC	1	190	260	800	4	2.2	120	40	CP23C
CP2600SC	1	220	300	800	4	2.2	120	40	CP26C
CP3100SC	1	275	350	800	4	2.2	120	35	CP31C
CP3500SC	1	320	400	800	4	2.2	120	35	CP35C
CP3800SC	1	340	450	800	4	2.2	120	35	CP38C

① V_S is measured at 100KV/s

② Off-state capacitance is measured in $V_{\text{DC}}=2\text{V}$, $V_{\text{RMS}}=1\text{V}$, $f=1\text{MHz}$

SURGE RATINGS

Series	I _{PP} (A) min			
	2×10μs	8×20μs	10×360μs	10×1000μs
C	500	400	175	100

ORDERING INFORMATION

<p>CP Low capacitance sidactor</p>	<p>008 Median voltage</p>	<p>0 0:Bi-direction,1:Uni</p>	<p>S Package type</p>	<p>C Surge Ratings :6KV(10/700μs)</p>
---	--------------------------------------	--	----------------------------------	--

SOLDERING PARAMETERS

Reflow Condition		Pb-Free assembly (see FIG.2)
Pre Heat	-Temperature Min (T _{s(min)})	+150°C
	-Temperature Max(T _{s(max)})	+200°C
	-Time (Min to Max) (ts)	60-180 secs.
Average ramp up rate (Liquidus Temp (T _L)to peak)		3°C/sec. Max
T _{s(max)} to T _L - Ramp-up Rate		3°C/sec. Max
Reflow	-Temperature(T _L) (Liquidus)	+217°C
	-Temperature(t _L)	60-150 secs.
Peak Temp (T _p)		+260(+0/-5)°C
Time within 5°C of actual Peak Temp (t _p)		30 secs. Max
Ramp-down Rate		6°C/sec. Max
Time 25°C to Peak Temp (T _P)		8 min. Max
Do not exceed		+260°C

FIG.1: $t_r \times t_d$ pulse waveform

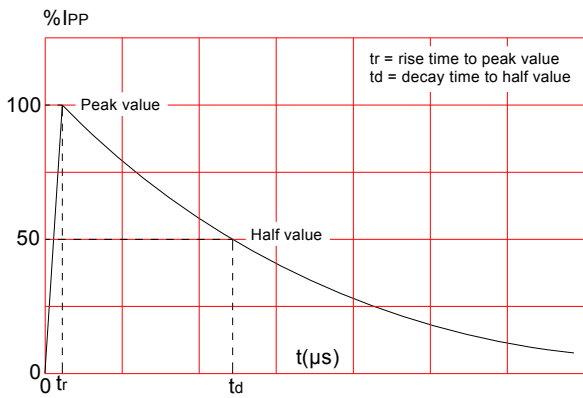


FIG.2: Reflow condition

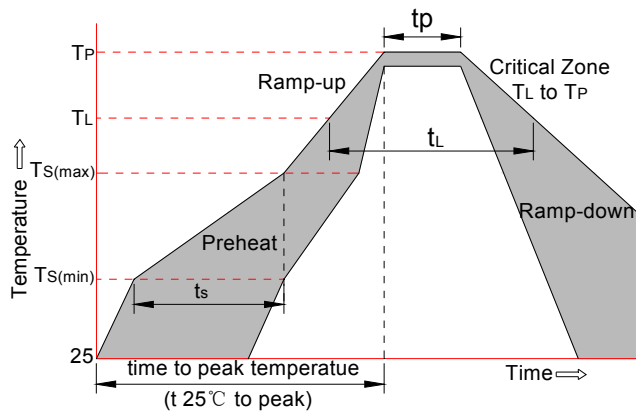


FIG.3: Normalized Vs change vs. junction temperature

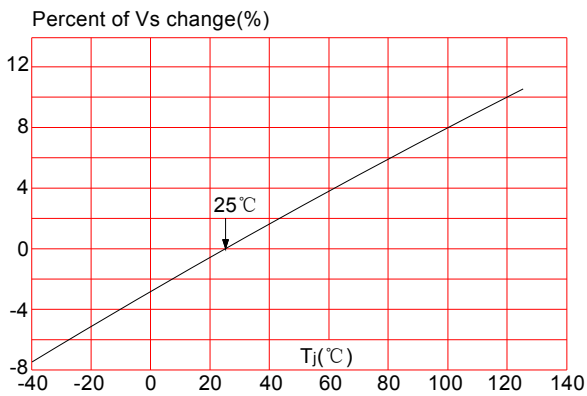
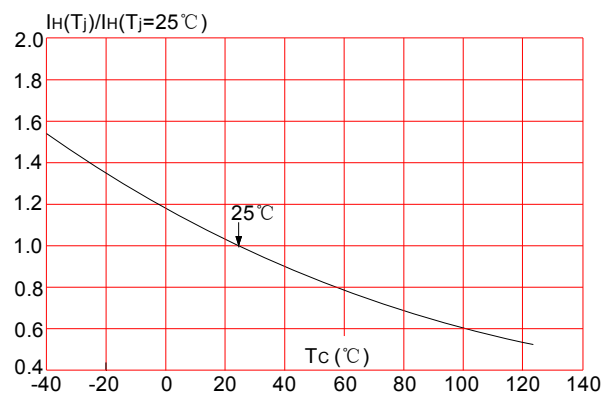
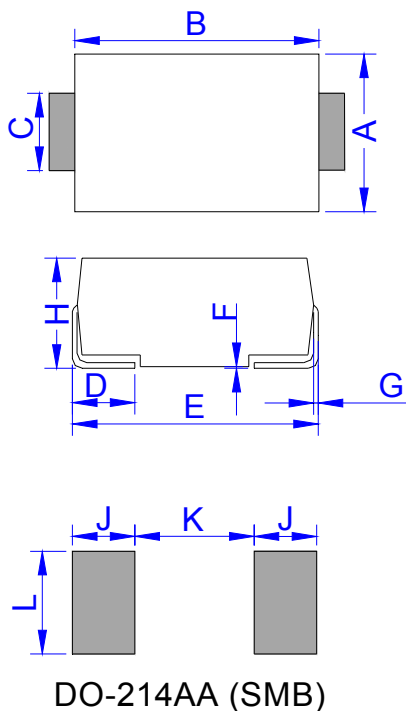


FIG.4: Normalized DC holding current vs. case temperature

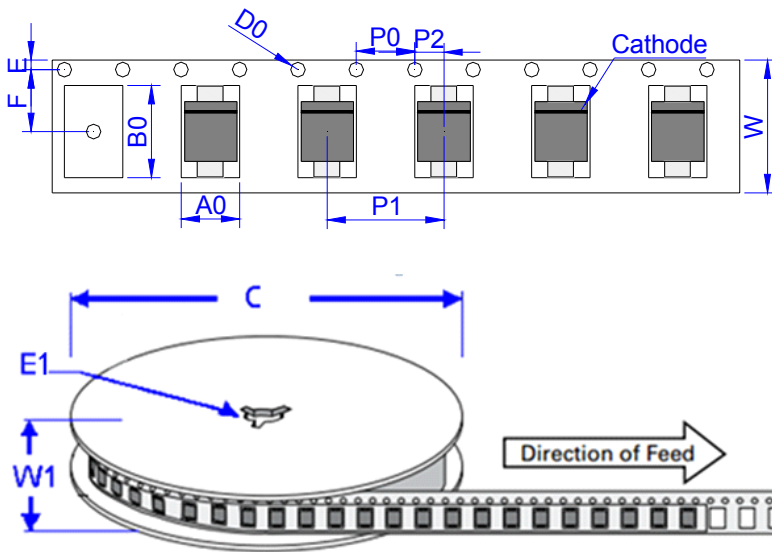


PACKAGE MECHANICAL DATA



Ref.	Dimensions			
	Millimeters		Inches	
	Min.	Max.	Min.	Max.
A	3.30	3.94	0.130	0.155
B	4.30	4.80	0.169	0.189
C	1.90	2.20	0.075	0.087
D	0.95	1.52	0.037	0.060
E	5.20	5.60	0.205	0.220
F	0.051	0.203	0.002	0.008
G	0.15	0.31	0.006	0.012
H	2.10	2.40	0.083	0.094
J	2.20		0.087	
K		2.60		0.102
L	2.30		0.091	

TAPE AND REEL SPECIFICATION-SMB



Ref.	Dimensions	
	Millimeters	Inches
A0	3.76 ± 0.3	0.148 ± 0.012
B0	5.69 ± 0.3	0.224 ± 0.012
C	330.0	13.0
D0	1.55 ± 0.1	0.061 ± 0.004
E	1.75 ± 0.2	0.069 ± 0.008
E1	13.3 ± 0.3	0.524 ± 0.012
F	5.5 ± 0.2	0.217 ± 0.008
P0	4.00 ± 0.2	0.157 ± 0.008
P1	8.00 ± 0.2	0.3145 ± 0.008
P2	2.00 ± 0.2	0.079 ± 0.008
W	12.0 ± 0.2	0.472 ± 0.008
W1	15.7 ± 2.0	0.618 ± 0.079


OUTLINE	UNIT WEIGHT (g/PCS) typ.	REEL (PCS)	PER CARTON (PCS)	REEL DIAMETERS (mm)
TAPING	0.098	3,000	48,000	330

Information furnished in this document is believed to be accurate and reliable. However, Jiangsu JieJie Microelectronics Co.,Ltd assumes no responsibility for the consequences of use without consideration for such information nor use beyond it.

Information mentioned in this document is subject to change without notice, apart from that when an agreement is signed, Jiangsu JieJie complies with the agreement.

Products and information provided in this document have no infringement of patents. Jiangsu JieJie assumes no responsibility for any infringement of other rights of third parties which may result from the use of such products and information.

This document is the 4.1st version which is made in 11-Aug.-2017. This document supersedes and replaces all information previously supplied.

 is a registered trademark of Jiangsu JieJie Microelectronics Co.,Ltd.

Copyright©2017Jiangsu JieJie Microelectronics Co.,Ltd. Printed All rights reserved.