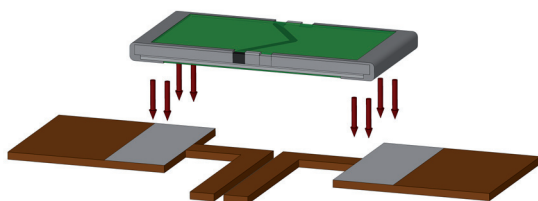




ISA-PLAN® // PRECISION RESISTORS



VMS // Size 2512



Features

- 3 W power rating at 95 °C
- Constant current up to 25 A (5 mOhm)
- Standard pad size (2512)
- High pulse power rating
- Excellent long-term stability
- Mounting: Reflow- and IR-soldering
- AEC-Q200 qualified
- RoHS 2011/65/EU compliant



Applications

- Current sensor for power hybrid applications
- Control systems for the automotive market
- Power modules
- Frequency converters
- Switch mode power supplies

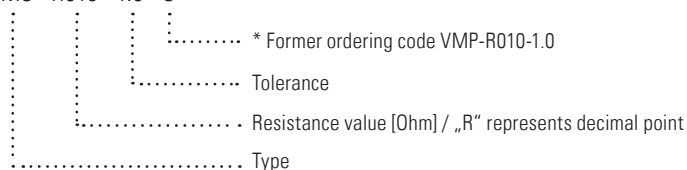
Technical data

Resistance values ¹	Ohm	0.005 to 1
Tolerance ¹	%	1 / 2 / 5
Temperature coefficient (20-60 °C)	ppm/K	<20
Applicable temperature range	°C	-65 to +170
Power rating P_{95°C}	W	3
Power rating P_{70°C}	W	4
Internal heat resistance (R _{thi})	K/W	<25
Dielectric withstanding voltage	V AC/DC	200
Inductance	nH	<3
Stability (at rated power) deviation after 2000h, T _K = Terminal temperature		<0.5 % (T _K =65 °C) <0.7 % (T _K =95 °C)

¹ See all standard values and tolerances on page 2

Ordering code

VMS - R010 - 1.0 - U*





VMS // Size 2512

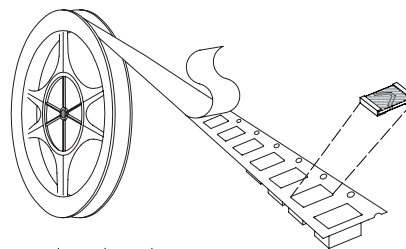
Recommended solder profile

Reflow- and IR-soldering

Temperature	°C	260	255	217
Time	sec	peak	40	90

Tape and reel information

Specification		DIN EN 60286-3
Tape width	mm	12
Reel size	inch	13
Parts per reel	pcs	9000
Packaging weight net	g	539



VMS / P / K / I

Available standard resistance values and tolerances*

Resistance values	Tolerance 1 %	Tolerance 2 %	Tolerance 5 %
R005	✓		
R0068			✓
R010	✓		✓
R012	✓		
R015	✓		
R020	✓		
R022	✓		
R025	✓		
R027	✓		
R030	✓		
R033	✓		
R039	✓		
R040	✓		
R047	✓		
R050	✓		
R056	✓		
R068	✓		
R082	✓		
R100	✓		
R120	✓		
R150	✓		
R200	✓		
R220	✓		
R240	✓		
R270		✓	
R330	✓		
R470	✓		
R500	✓		
R680	✓		
1R00	✓		

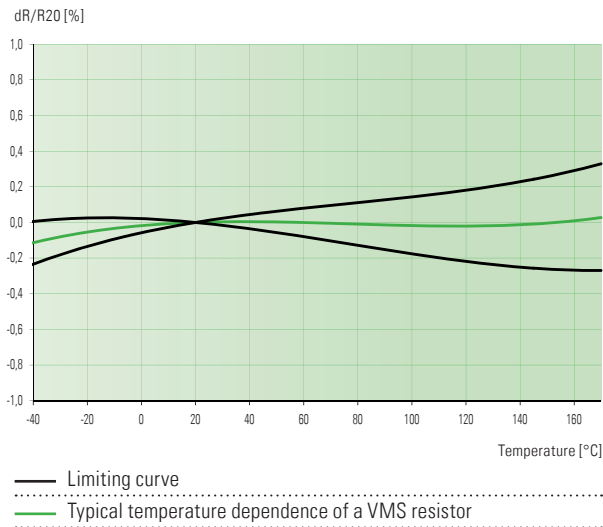
* Further values and tolerances on request

✓ = available

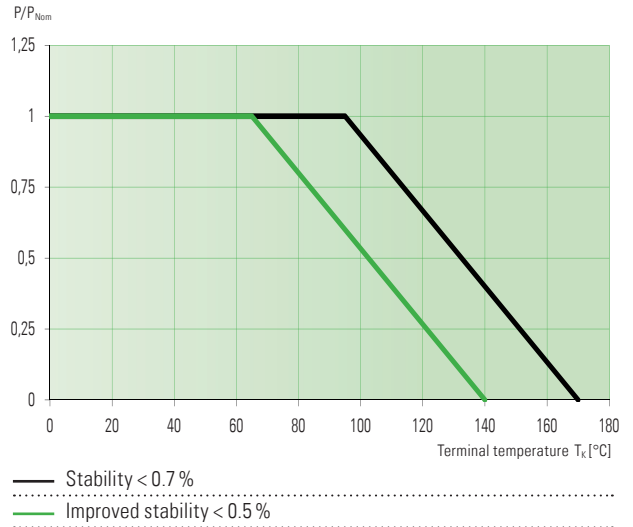


VMS // Size 2512

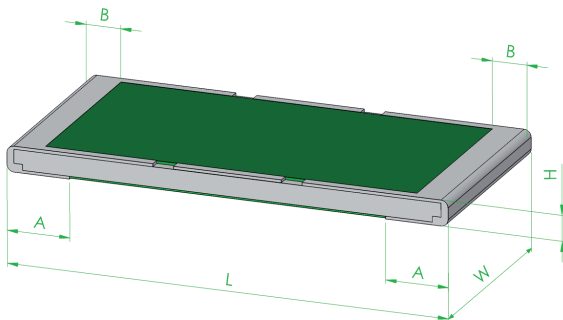
Temperature dependence of the electrical resistance



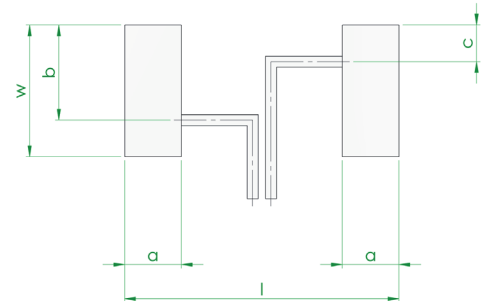
Power derating curve



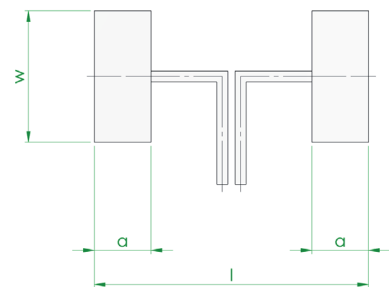
Mechanical dimensions and pcb-layout proposal (Reflow-soldering) [mm] / Drawing Z-YE-497



Layout if TC < 20 ppm/K is required for R in between 30 and 80 mOhm



Type	L	W	H	A	B
VMS	6.35 ±0.3	3.05 ±0.2	0.4 ±0.15	0.9 ±0.2	0.5 ±0.2

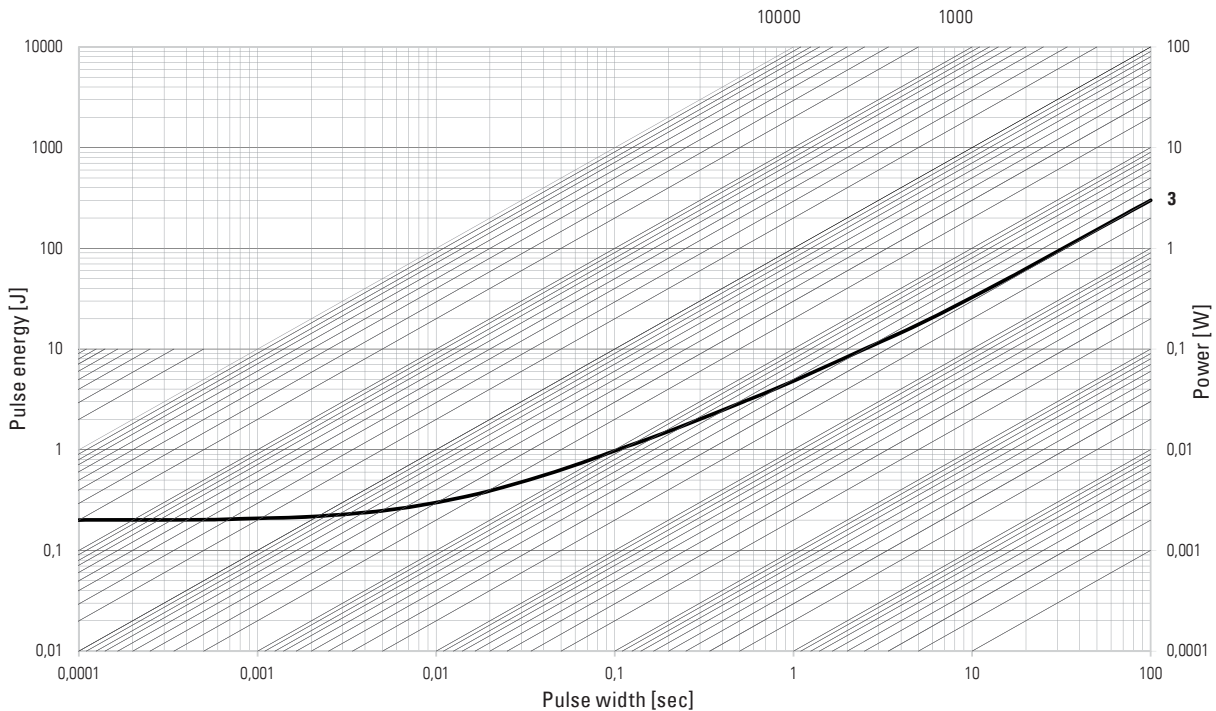


Solder pad type	l	w	a	b	c
VMS	7.5	3.6	1.55	2.6	1.0



VMS // Size 2512

Maximum pulse energy respectively pulse power for permanent operation



This curve is only valid for the resistance value R005. The shape of the curve in the range below 0.1 sec will be different for other resistance values. Therefore a separate qualification should be made for pulse power close to the above curve.

Specification

Parameters	Test conditions	Specified values
Temperature Cycling	2000 cycles (-55 °C to +150 °C)	±0.5 %
Low Temperature Storage	-65 °C for 24 h	±0.1 %
Resistance to Soldering Heat	260 °C for 10 sec / 8h steam aging	±0.3 %
Moisture Resistance	MIL-STD-202 method 106	±0.3 %
Mechanical Shock	100 g, 6 ms half sine	±0.2 %
Vibration, High Frequency	20 g, 10-2000 Hz	±0.2 %
Operational Life	2000 h, T_K max at rated power	±1.0 %, $T_K = 95 °C$
High Temperature Exposure	2000 h / 170 °C	±1.0 %
Bias Humidity	+85 °C, 85 r.F., 1000 h, powered	±0.5 %

Disclaimer // All products, product specifications and data are subject to change without notice.

The product specifications do not expand or otherwise modify Isabellenhütte's terms and conditions of sale, including but not limited to, the warranty expressed therein. Isabellenhütte makes no warranty, representation or guarantee other than as set forth in its terms and conditions of sale.

Information provided in datasheets and/or specifications may vary from actual results in different applications. Any statements made by Isabellenhütte regarding the suitability of products for certain types of applications are based on its knowledge of typical requirements that are often placed on its products. It is the customer's responsibility to validate that a particular product with the properties described in the product specification is suitable for use in the application intended.

No license, express or implied, or otherwise, to any intellectual property rights is granted by this document.

Any and all liability arising out of the application or use of any product shall be as set forth in Isabellenhütte's terms and conditions of sale.

