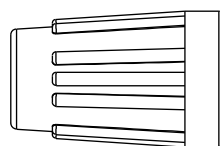



REV.	ECN NO.	DATE	SIGN	DESCRIPTION




7 Sealing Nut



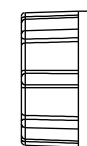
6 Clamp Ring



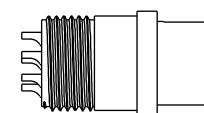
5 Seals B2



4 Seals B1





3 Lock Nut



2 Connector

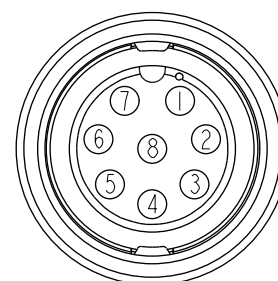
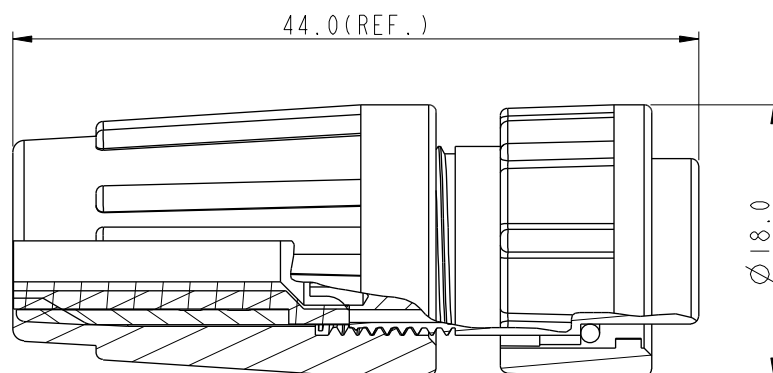


1 O-Ring



## Note:

- \* Seals B1 for Cable OD:  $\varnothing 4.5\text{mm} \sim \varnothing 6.5\text{mm}$   
(防水墊圈B1線徑:  $\varnothing 4.5\text{mm} \sim \varnothing 6.5\text{mm}$ )
- \* Seals B2 for Cable OD:  $\varnothing 3.5\text{mm} \sim \varnothing 5.3\text{mm}$   
(防水墊圈B2線徑:  $\varnothing 3.5\text{mm} \sim \varnothing 5.3\text{mm}$ )
- \* One Set Unassembled in One PE Bag  
(每一組未組裝, 放置於一個PE袋, 並封口)
- \* Important Dimension.
- \* Waterproof Rate : IP66
- \* Ring: Black, EPDM
- \* Housing: Black, Nylon+GF
- \* Female Pin: Copper Alloy, Gold Plated
- \* Lock Nut: Black, Nylon+GF
- \* Seals: Black, EPDM
- \* Clamping Ring: Black, Nylon
- \* Sealing Nut: Black, Nylon
- \* PE Bag: 90mm\*85mm

Pin Assignments  
Front View 前視圖

UNIT: mm		TOLERANCE		TITLE		ITEM NO.		DRAWN BY		DATE	
.X ±0.25		.XX ±0.1		Standard, Assy Lock 8Pin F Conn F Pin		BD-08BFFA-LL6001		SamChang		2012-03-27	
.XXX ±0.05		ANGLES ±1°		SCALE 1:1	SIZE A4	SHEET 1 OF 1	DWG NO. BD-08BFFA-LL6001	CHECKED BY Jeffrey	DATE 2012-04-06		
				REV. A	WC-REV. A.2	Inspection item	CUSTOMER ALTW	APPROVED BY Lion	DATE 2012-04-06		

**Amphenol LTW**  
安費諾亮泰企業股份有限公司