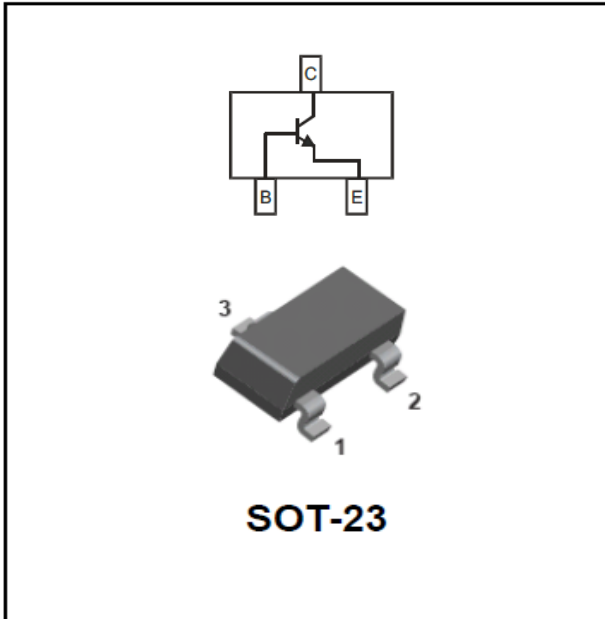


## NPN General Purpose Amplifier



### Features

- Epoxy meets UL-94 V-0 flammability rating
- Moisture Sensitivity Level 1
- High Conductance
- Surface Mount Package Ideally Suited for Automatic Insertion

### Mechanical Data

- **Package:** SOT-23  
Molding compound meets UL 94 V-0 flammability rating, RoHS-compliant, halogen-free
- **Terminals:** Tin plated leads, solderable per J-STD-002 and JESD22-B102
- **Marking:**  
SS8050-L : Y1·L  
SS8050-H: Y1

### ■ Maximum Ratings (Ta=25°C unless otherwise noted)

Item	Symbol	Unit	Conditions	Value
Minimum Collector-Emitter Voltage*	$BV_{CEO}$	V	$I_C=100\mu A$ , $I_B=0$	25
Minimum Collector-Base Voltage	$BV_{CBO}$	V	$I_C=100\mu A$ , $I_E=0$	40
Minimum Emitter-Base Voltage	$BV_{EBO}$	V	$I_E=100\mu A$ , $I_C=0$	5.0
Maximum Collector Current	$I_C$	A		1.5
Maximum Collector cut-off current	$I_{CEO}$	nA	$V_{CE}=20V$	100
Maximum Collector cut-off current	$I_{CBO}$	nA	$V_{CB}=40V$	100
Maximum Emitter cut-off current	$I_{EBO}$	nA	$V_{EB}=5.0V$	100
Maximum Power Dissipation	$P_D$	mW		300
Operation Junction Temperature	$T_J$	°C		-55 to +150
Storage Temperature	$T_{STG}$	°C		-55 to +150



# SS8050-L THRU SS8050-H

## ■Electrical Characteristics (Ta=25°C unless otherwise noted)

Item	Symbol	Unit	Conditions	Min	Max
Collector-Emitter Voltage*	$BV_{CEO}$	V	$I_C=100\mu A_{dc}, I_B=0$	25	
Collector-Base Voltage	$BV_{CBO}$	V	$I_C=100\mu A_{dc}, I_E=0$	40	
Emitter-Base Voltage	$BV_{EBO}$	V	$I_E=100\mu A_{dc}, I_C=0$	5	
Collector cut-off current	$I_{CEO}$	nAdc	$V_{CE}=20V_{dc}$		100
Collector cut-off current	$I_{CBO}$	nAdc	$V_{CB}=40V_{dc}$		100
Emitter cut-off current	$I_{EBO}$	nAdc	$V_{EB}=5.0V_{dc}$		100
DC Current Gain	$h_{FE(1)}$		$I_C=100mA, V_{CE}=1.0V_{dc}$	120	350
	$h_{FE(2)}$		$I_C=800mA, V_{CE}=1.0V_{dc}$	40	
Collector-Emitter Saturation Voltage	$V_{CE(sat)}$	Vdc	$I_C=800mA, I_B=80mA$		0.5
Base-Emitter Saturation Voltage	$V_{BE(sat)}$	Vdc	$I_C=800mA, I_B=80mA$		1.2

## ■Small-signal Characteristics

Item	Symbol	Unit	Conditions	Min	Max
Current Gain-Bandwidth Product	$f_T$	MHz	$I_C=50mA_{dc}, V_{CE}=10V_{dc}, f=30MHz$	100	

## ■CLASSIFICATION OF HFE (1)

Rank	L	H
Range	120-200	200-350

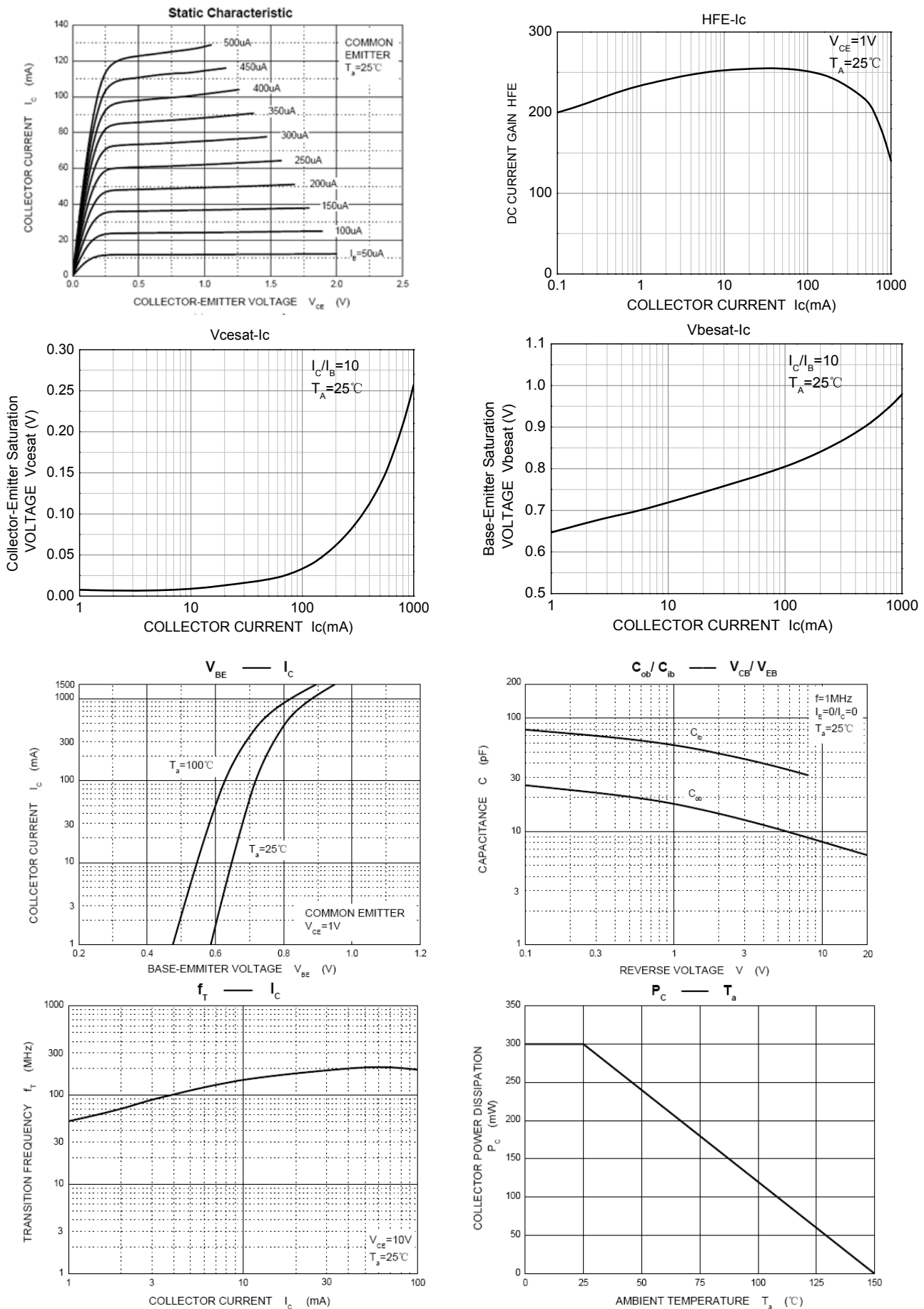
## ■Ordering Information (Example)

PREFERRED P/N	PACKING CODE	UNIT WEIGHT(g)	MINIMUM PACKAGE(pcs)	INNER BOX QUANTITY(pcs)	OUTER CARTON QUANTITY(pcs)	DELIVERY MODE
SS8050	F2	Approximate 0.008	3000	30000	120000	7" reel



# SS8050-L THRU SS8050-H

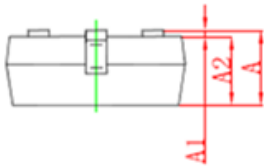
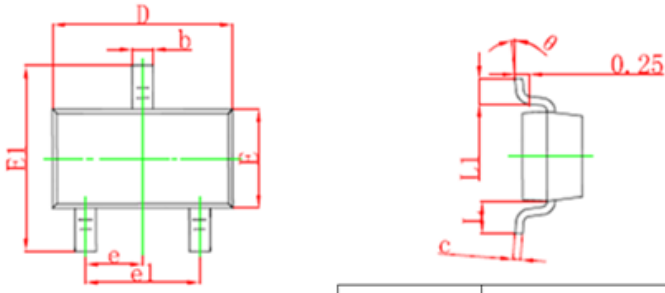
## Characteristics (Typical)





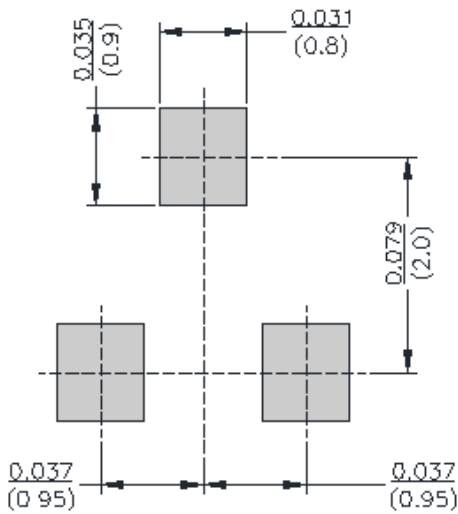
# SS8050-L THRU SS8050-H

## ■SOT-23 Package Outline Dimensions



Symbol	Dimensions In Millimeters		Dimensions In Inches	
	Min	Max	Min	Max
A	0.900	1.150	0.035	0.045
A1	0.000	0.100	0.000	0.004
A2	0.900	1.050	0.035	0.041
b	0.300	0.500	0.012	0.020
c	0.100	0.200	0.004	0.008
D	2.800	3.000	0.110	0.118
E	1.200	1.400	0.047	0.055
E1	2.250	2.550	0.089	0.100
e	0.950TYP		0.037TYP	
e1	1.800	2.000	0.071	0.079
L	0.550REF		0.022REF	
L1	0.300	0.500	0.012	0.020
θ	0°	8°	0°	8°

## ■SOT-23 Suggested Pad Layout





## SS8050-L THRU SS8050-H

---

### Disclaimer

The information presented in this document is for reference only. Yangzhou Yangjie Electronic Technology Co., Ltd. reserves the right to make changes without notice for the specification of the products displayed herein to improve reliability, function or design or otherwise.

The product listed herein is designed to be used with ordinary electronic equipment or devices, and not designed to be used with equipment or devices which require high level of reliability and the malfunction of which would directly endanger human life (such as medical instruments, transportation equipment, aerospace machinery, nuclear-reactor controllers, fuel controllers and other safety devices), Yangjie or anyone on its behalf, assumes no responsibility or liability for any damages resulting from such improper use of sale.

This publication supersedes & replaces all information previously supplied. For additional information, please visit our website [http:// www.21yangjie.com](http://www.21yangjie.com) , or consult your nearest Yangjie's sales office for further assistance.