

DATA SHEET

WIRELESS COMPONENTS

Band Pass Filter

BPF1608LM02R2400A

2.4-2.5 GHz

1608 Series



FEATURES

- Compact size design
- RoHS compliant

APPLICATIONS

- WLAN, 802.11a/b/g/n
- Bluetooth
- ISM Band

ORDERING INFORMATION

All part numbers are identified by the series, packing type, material, size, antenna type, working frequency and packing quantity.

PART NUMBER

BPF 1608 LM 02 R 2400A
 (1) (2) (3) (4) (5) (6)

(1) PRODUCT

BPF = Band Pass Filter

(2) SIZE

1608 = 1.6 × 0.8

(3) MATERIALS

Material Code LM

(4) TYPE

02 = Type 02

(5) PACKING STYLE

R = Tape and Reel

(6) WORKING FREQUENCY

2400 = 2.4GHz

PHYCOMP CTC

CFL4111515022454K

I2NC

411151502245

SPECIFICATION

Table I

DESCRIPTION	VALUE
Pass Band	2400-2500 MHz
Impedance	50 Ohm
Insertion Loss	1.7 dB (Max) at 25°C
	2.0 dB (Max) at -40~85 °C
VSWR	2.0 (Max)
Ripple	0.50dB
Attenuation	30dB Min@ 880~915 MHz
	25dB Min@ 1710~1785 MHz
	25dB Min@ 1850~1910 MHz
	25dB Min@ 4800~5000 MHz
	25dB Min@ 7200~7500 MHz
Operating Temperature	-40 ~ +85 °C

DIMENSIONS

Table 2 Machinical Dimension

	DIMENSION
L (mm)	1.60 ±0.15
W (mm)	0.80 ±0.15
T (mm)	0.60 ±0.15
P (mm)	0.40 ±0.15
C (mm)	0.55 ±0.15
G (mm)	0.60 ±0.15
E (mm)	0.15 ±0.10
F (mm)	0.15 ±0.10

OUTLINES

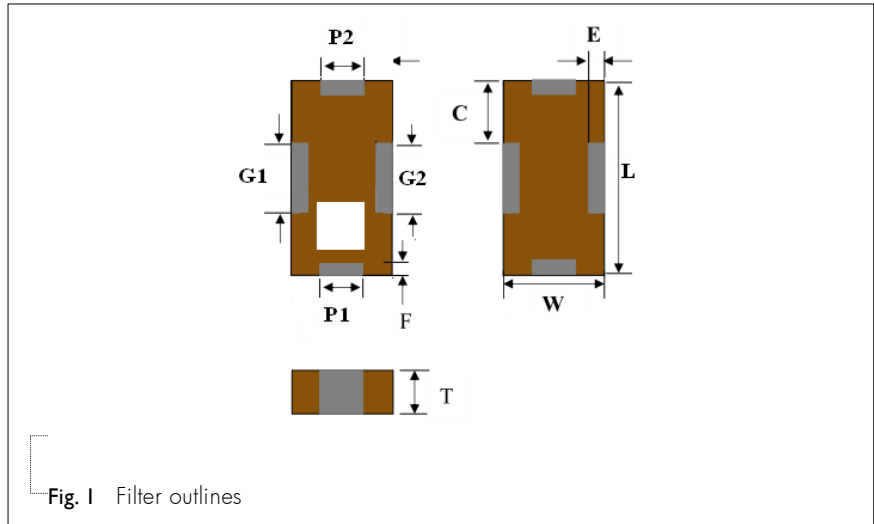
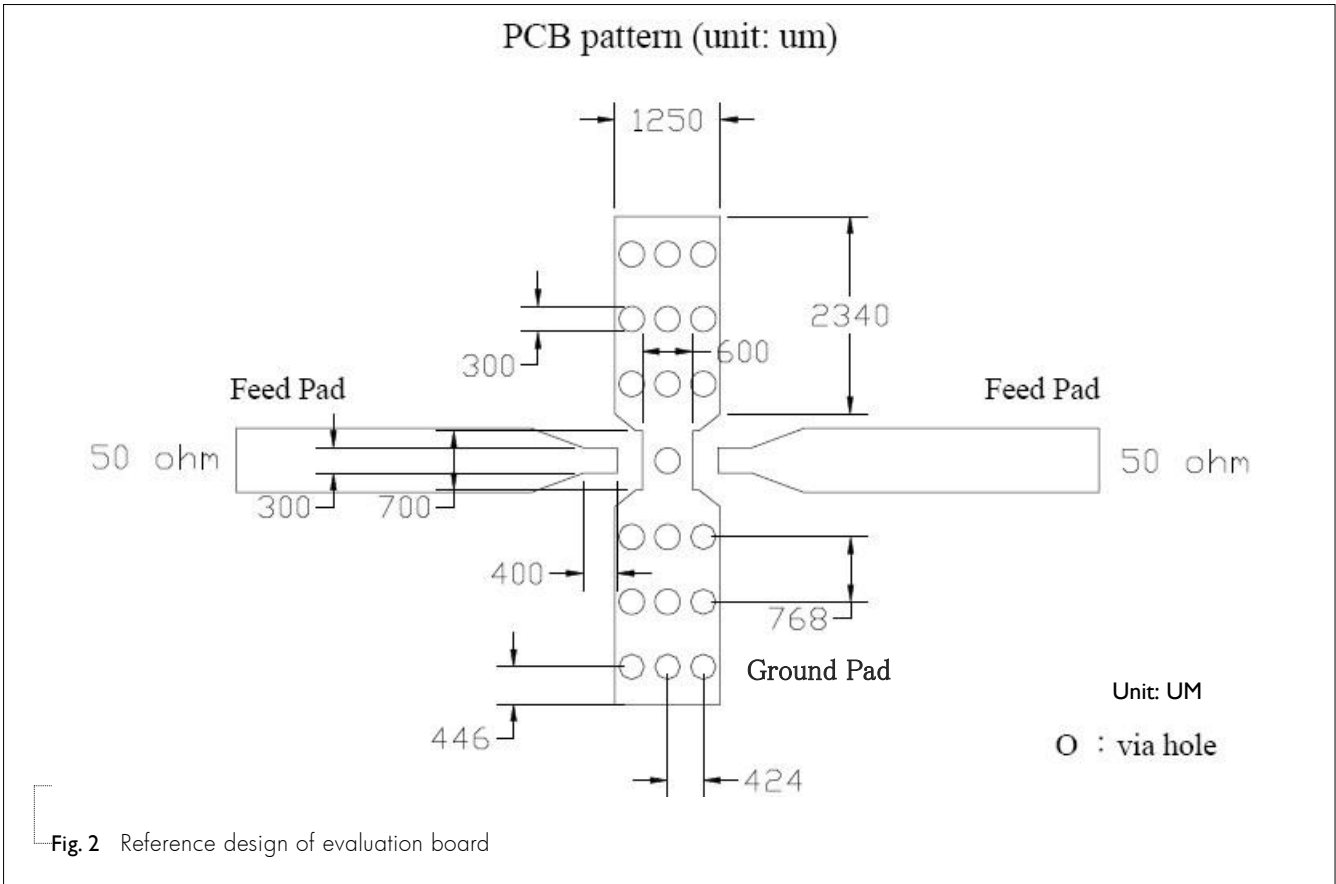


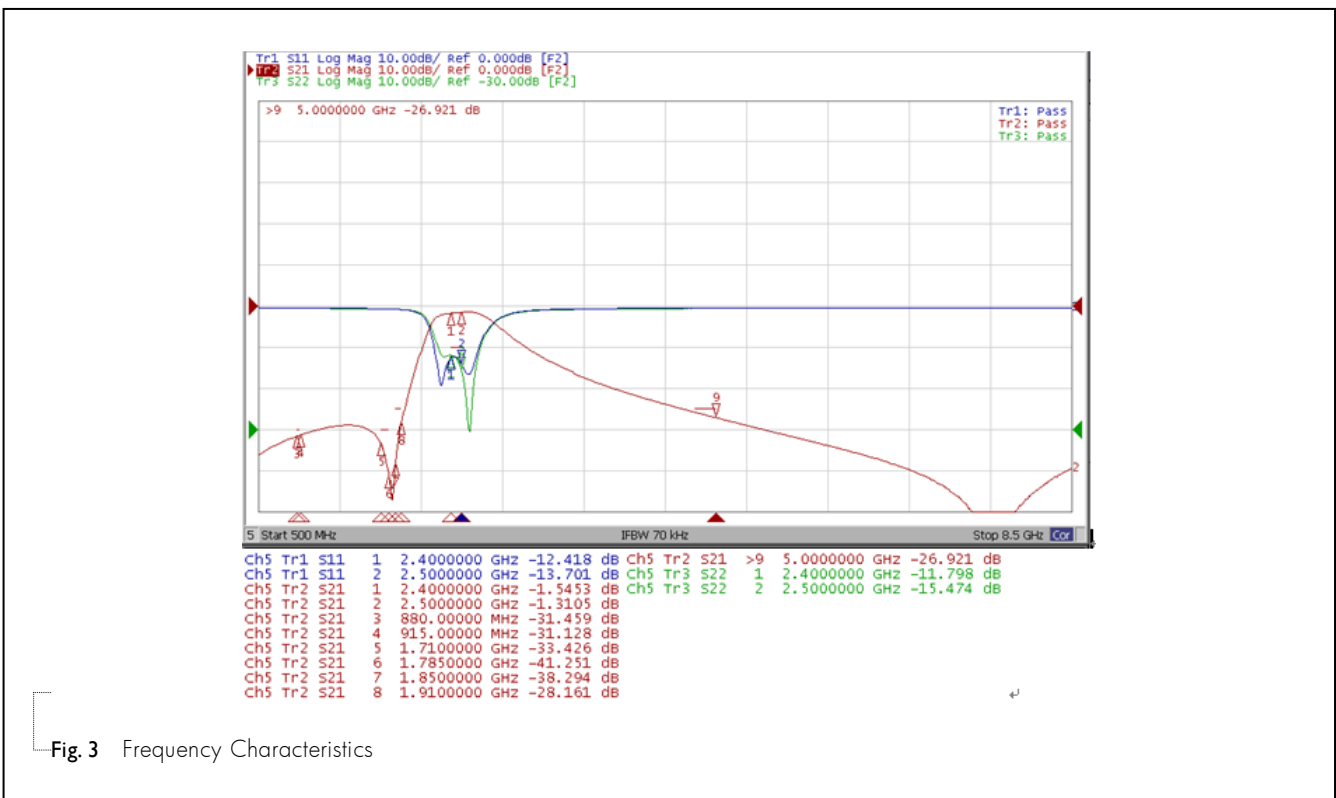
Fig. I Filter outlines

Table 3 Termination configuration

TERMINAL NAME	FUNCTION
P1	Input
P2	Output
G1	Ground
G2	Ground



ELECTRICAL PERFORMANCES



REVISION HISTORY

REVISION	DATE	CHANGE NOTIFICATION	DESCRIPTION
Version 2	Feb. 15, 2017		- Define I/O Termination.
Version 1	Jun. 08, 2015		- Update specification
Version 0	Jan. 30, 2013-		- New data sheet for Band Pass Filter, 2.45 GHz application, 1608 series