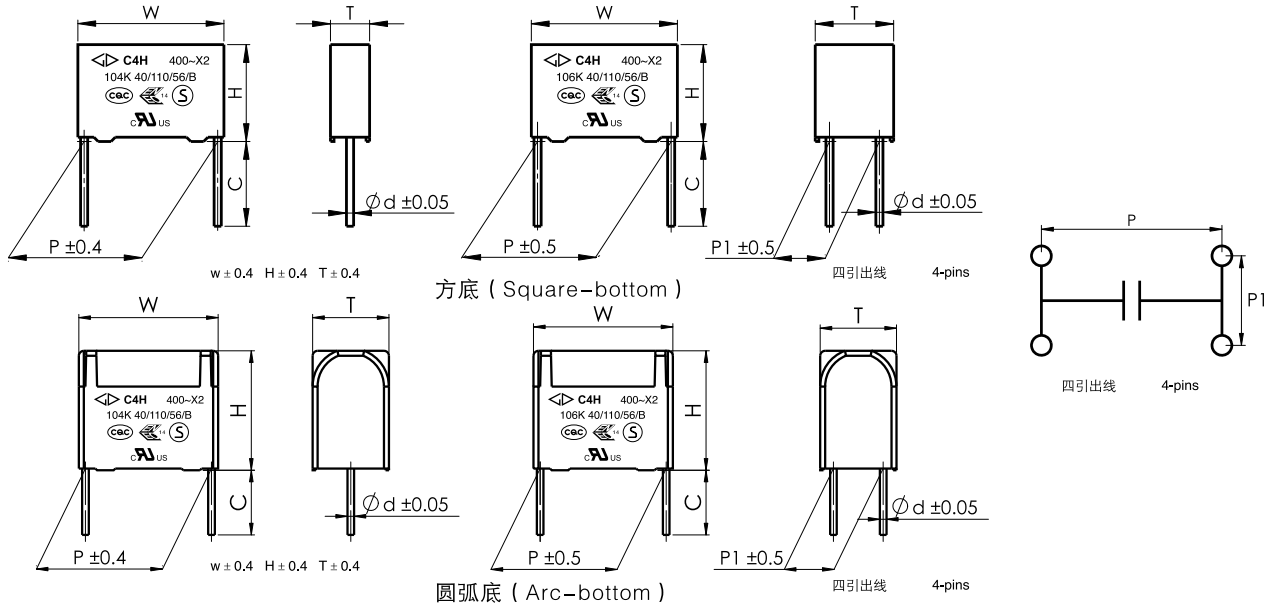


金属化聚丙烯膜抗干扰电容器 (X2类, 400Vac) Metallized polypropylene film Interference Suppression capacitor (Class X2, 400Vac)

■ 外形图 Outline Drawing






■ 特点

- 金属化聚丙烯膜
- 能承受过压冲击
- 优异的阻燃性能
- 广泛用于电源跨线路等抗干扰场合

■ Features

- Metallized polypropylene film
- Withstanding overvoltage stressing
- Excellent active and passive flame resistant abilities
- Used in across-the-line, interference suppression circuit

■ 安全认证 Safety Approvals

●		CQC (中国)	IEC 60384-14:2013, X2, 400Vac, 0.010 μF ~ 15.0 μF, 40/110/56/B 证书号 (Certificate No.) : CQC15001129411
●		ENEC-SEMKO (欧盟)	EN 60384-14:2013, X2, 400Vac, 0.010 μF ~ 15.0 μF, 40/110/56/B 证书号 (Certificate No.) : SE/0366-7
●		UL/CUL (美国/加拿大)	UL60384-14:2014, CSA E60384-14:09, X2, 400Vac, 0.010 μF ~ 10.0 μF, 40/110/56/B 证书号 (File No.) : E186600, CCN: FOWX2/8

■ 技术要求 Specifications

电容器类别 Class	X2 类		
气候类别 / 阻燃等级 Climatic Category/Passive Flammability Category	40/110/56/B		
工作温度范围 Operating Temperature Range	-40°C ~ +110°C		
额定电压 Rated Voltage(U _R)	400Vac, 50/60Hz		
最大连续直流电压 Maximum continuous DC voltage	760Vdc		
电容量范围 Capacitance Range	0.010μF ~ 10.0μF		
电容量偏差 Capacitance Tolerance	±10%(K), ±20%(M)		
耐电压 Voltage Proof	引线之间 Between Terminals:	4.3U _R (dc), 2s	
	极壳之间 Between Terminals To Case:	2 300Vac, 1min	
绝缘电阻 Insulation Resistance	R ≥ 15 000MΩ, C _N ≤ 0.33μF RC _N ≥ 5 000s, C _N > 0.33μF (20°C, 100V, 1min)		
损耗角正切 Dissipation Factor (tan δ)	0.010μF < C _N ≤ 0.47μF	≤ 15 × 10 ⁻⁴ (1kHz,20°C)	≤ 30 × 10 ⁻⁴ (10kHz,20°C)
	0.47μF < C _N ≤ 1.0μF	≤ 20 × 10 ⁻⁴ (1kHz,20°C)	≤ 40 × 10 ⁻⁴ (10kHz,20°C)
	1.0μF < C _N ≤ 10.0μF	≤ 30 × 10 ⁻⁴ (1kHz,20°C)	-----



C4H

产品编码说明 Part number system

■ 18位产品代码如下：

The 18 digits part number is formed as follow:

1	2	3	4	5	6	7	8	9	10	11	12	13	14	15	16	17	18
C	4	H															

第1~3位	型号代码 C4H	Digit 1 to 3	Series code C4H
第4~5位	交流额定电压 G2=400V	Digit 4 to 5	AC rated voltage G2=400V
第6~8位	标称容量 举例：103=10 × 10 ³ pF=0.01 μF	Digit 6 to 8	Rated capacitance value For example : 103=10 × 10 ³ pF=0.01 μF
第9位	容量偏差 K= ± 10%, M= ± 20%	Digit 9	Capacitance tolerance K= ± 10%, M= ± 20%
第10位	引线脚距P 4=10.0mm 6=15.0mm 9=22.5mm B=27.5mm F=37.5mm M=52.5mm	Digit 10	Pitch 4=10.0mm 6=15.0mm 9=22.5mm B=27.5mm F=37.5mm M=52.5mm
第11位	内部特征码	Digit 11	Internal use
第12~15位	引线加工和包装代码	Digit 12 to 15	Lead form and packaging code
第16~18位	内部特征码	Digit 16 to 18	Internal use

■ Table 1 引线加工和包装代码 lead form and packaging code

第 12 位 Digit 12		第 13 位 Digit 13		第 14 位 Digit 14		第 15 位 Digit 15	
代码 Code	说明 explanation	代码 Code	说明 explanation	代码 Code	说明 explanation	代码 Code	说明 explanation
A	弹带包装 ammo-pack	3 4 6	F=7.5mm F=10.0mm F=15.0mm	0	表示直脚 straight	1 5	产品在连续的两个载带孔之间 each cap. among two consecutive holes P3=12.7mm,H=18.5mm (For pitch=7.5mm) P3=25.4mm;H=18.5mm (For pitch=10.0/15.0mm) (Detail parameter refer to catalogue pag 17)
C	直脚 straight lead “C” in the figure above	代码 Code 00 45	说明 explanation 标准的引线长度 (18mm~26mm) standard lead length 引线长度 4.5mm lead length 4.5mm			0	引线长度偏差 ±0.5mm 或标准长度 Length tolerance ± 0.5mm Or standard length
D E M	软绝缘线 (多股) Insulated stranded leads 硬绝缘线 (单股) Insulated solid leads 软绝缘线 (多股), 外壳带正底安装耳 Insulated stranded leads Box with mounting foot	C5 K0 K2 L0	35mm 100mm 120mm 200mm 注 1: 这里的长度包含剥线长度 Note 1: This length includes the stripping parts. 注 2: 一般 P ≥ 27.5 产品才可选用绝缘线方式 Note 2: Normally, for P ≥ 27.5 Caps can choice Insulated leads.			1 2 3 4	引线长度偏差 -5mm ~ 0mm Length tolerance -5 mm ~ 0 mm 引线长度偏差 0 mm ~ +5 mm Length tolerance 0 mm ~ +5 mm 引线长度偏差 0 mm ~ +10mm Length tolerance 0 mm ~ +10mm 引线长度偏差 ± 5 mm Length tolerance ± 5 mm
T 3	P1=20.3mm ± 0.5mm P1=20mm ± 0.5mm	45 55	引线长度 4.5mm lead length 4.5mm 引线长度 5.5mm lead length 5.5mm			0	引线长度偏差 ±0.5mm 或标准长度 Length tolerance ± 0.5mm Or standard length

■ 外形尺寸 Dimensions (mm)

400Vac						
C _N (μF)	W	H	T	P	d	Part number
0.010	13.0	9.0	4.0	10.0	0.6	C4HG2103-40****+++
0.012	13.0	9.0	4.0	10.0	0.6	C4HG2123-40****+++
0.015	13.0	9.0	4.0	10.0	0.6	C4HG2153-40****+++
0.018	13.0	11.0	5.0	10.0	0.6	C4HG2183-40****+++
0.022	13.0	11.0	5.0	10.0	0.6	C4HG2223-40****+++
0.027	13.0	11.0	5.0	10.0	0.6	C4HG2273-40****+++
0.033	13.0	12.0	6.0	10.0	0.6	C4HG2333-40****+++
0.039	13.0	12.0	6.0	10.0	0.6	C4HG2393-40****+++
0.047	13.0	12.0	6.0	10.0	0.6	C4HG2473-40****+++
0.056	13.0	13.0	7.0	10.0	0.6	C4HG2563-40****+++
0.068	13.0	14.0	8.0	10.0	0.6	C4HG2683-40****+++
0.022	17.5	9.5	5.0	15.0	0.6	C4HG2223-60****+++
0.027	17.5	9.5	5.0	15.0	0.6	C4HG2273-60****+++
0.033	17.5	9.5	5.0	15.0	0.6	C4HG2333-60****+++
0.039	17.5	9.5	5.0	15.0	0.6	C4HG2393-60****+++
0.047	17.5	11.0	5.0	15.0	0.6	C4HG2473-60****+++
0.056	17.5	11.0	5.0	15.0	0.6	C4HG2563-60****+++
0.068	17.5	12.0	6.0	15.0	0.6	C4HG2683-60****+++
0.082	17.5	12.0	6.0	15.0	0.6	C4HG2823-60****+++
0.10	17.5	13.5	7.5	15.0	0.6	C4HG2104-60****+++
0.12	17.5	13.5	7.5	15.0	0.6	C4HG2124-60****+++
0.15	17.5	14.5	8.5	15.0	0.6	C4HG2154-60****+++
0.18	17.5	14.5	8.5	15.0	0.6	C4HG2184-60****+++
0.22	17.5	16.0	10.0	15.0	0.8	C4HG2224-60****+++
0.27	17.5	19.0	11.0	15.0	0.8	C4HG2274-60****+++
0.33	17.5	19.0	11.0	15.0	0.8	C4HG2334-60****+++
0.10	26.5	15.0	6.0	22.5	0.8	C4HG2104-90****+++
0.12	26.5	15.0	6.0	22.5	0.8	C4HG2124-90****+++
0.15	26.5	15.0	6.0	22.5	0.8	C4HG2154-90****+++
0.18	26.5	16.0	7.0	22.5	0.8	C4HG2184-90****+++
0.22	26.5	16.0	7.0	22.5	0.8	C4HG2224-90****+++
0.27	26.5	17.0	8.5	22.5	0.8	C4HG2274-90****+++
0.33	26.5	17.0	8.5	22.5	0.8	C4HG2334-90****+++
0.39	26.5	18.5	10.0	22.5	0.8	C4HG2394-90****+++
0.47	26.5	18.5	10.0	22.5	0.8	C4HG2474-90****+++
0.56	26.5	20.0	11.0	22.5	0.8	C4HG2564-90****+++
0.68	26.5	22.0	12.0	22.5	0.8	C4HG2684-90****+++
0.82	26.5	23.0	13.5	22.5	0.8	C4HG2824-90****+++
1.0	26.5	24.5	15.5	22.5	0.8	C4HG2105-90****+++

400Vac						
C _N (μF)	W	H	T	P	d	Part number
0.39	32.0	18.0	9.0	27.5	0.8	C4HG2394-B0****+++
0.47	32.0	18.0	9.0	27.5	0.8	C4HG2474-B0****+++
0.56	32.0	20.0	11.0	27.5	0.8	C4HG2564-B0****+++
0.68	32.0	20.0	11.0	27.5	0.8	C4HG2684-B0****+++
0.82	32.0	22.0	13.0	27.5	0.8	C4HG2824-B0****+++
1.0	32.0	22.0	13.0	27.5	0.8	C4HG2105-B0****+++
1.2	32.0	25.0	13.0	27.5	0.8	C4HG2125-B0****+++
1.5	32.0	28.0	14.0	27.5	0.8	C4HG2155-B0****+++
1.8	32.0	30.0	16.0	27.5	0.8	C4HG2185-B0****+++
2.2	32.0	33.0	18.0	27.5	0.8	C4HG2225-B0****+++
2.7	32.0	34.0	20.0	27.5	0.8	C4HG2275-B0****+++
3.3	32.0	37.0	22.0	27.5	0.8	C4HG2335-B0****+++
3.9M	32.0	37.0	22.0	27.5	0.8	C4HG2395MB0****+++
1.0	41.0	22.0	11.0	37.5	1.0	C4HG2105-F0****+++
1.2	41.0	24.0	13.0	37.5	1.0	C4HG2125-F0****+++
1.5	41.0	24.0	13.0	37.5	1.0	C4HG2155-F0****+++
1.8	41.0	26.0	15.0	37.5	1.0	C4HG2185-F0****+++
2.2	41.0	30.0	16.0	37.5	1.0	C4HG2225-F0****+++
2.7	41.0	32.0	17.0	37.5	1.0	C4HG2275-F0****+++
3.3	41.0	33.5	18.5	37.5	1.0	C4HG2335-F0****+++
★ 3.9	41.0	34.0	20.0	37.5	1.0	C4HG2395-F0****+++
4.7	41.0	37.0	22.0	37.5	1.0	C4HG2475-F0****+++
★ 5.6	41.0	37.0	26.0	37.5	1.0	C4HG2565-F0****+++
6.8	41.0	43.0	28.0	37.5	1.0	C4HG2685-F0****+++
8.2	42.0	45.0	30.0	37.5	1.0	C4HG2825-F0****+++
10.0	42.0	50.0	35.0	37.5	1.0	C4HG2106-F0****+++
8.2	57.0	45.0	30.0	52.5	1.2	C4HG2825-M0T****+++
10.0	57.0	45.0	30.0	52.5	1.2	C4HG2106-M0T****+++

备注: 1. “-”表示容量偏差。 “-”=capacitance tolerance code, M=±20%,K=±10%
 2. “****”表示引线加工和包装代码(见table 1)。“****”=lead form and packing code (refer to table 1)
 3. “★”表示外壳为圆弧底。“★”=Arc bottom of the outer shell