

RoHS  
Compliant



# 规格承认书

File No.: Q/FRK 0.GS.C.C16-C07

产品名称	IGBT 吸收电容器 (轴向)
产品型号代码	C16
产品编码	
客户名称	
客户编码	
日期	2016-7



厦门法拉电子股份有限公司  
地址：中国厦门市海沧区新园路 99 号

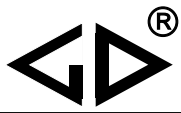
内销

TEL: 0592-6208620 6208618 6208602  
FAX: 0592-6208777  
Mail: [fsc@faratronic.com.cn](mailto:fsc@faratronic.com.cn)  
[michael\\_lai@faratronic.com.cn](mailto:michael_lai@faratronic.com.cn)  
[hhj@faratronic.com.cn](mailto:hhj@faratronic.com.cn)  
Http: [www.faratronic.com.cn](http://www.faratronic.com.cn)

外销

0086-592-6208586 6208609 6208608  
0086-592-6208556 6208557  
[james@faratronic.com.cn](mailto:james@faratronic.com.cn)  
[charlie@faratronic.com.cn](mailto:charlie@faratronic.com.cn)  
[Jennifer@faratronic.com.cn](mailto:Jennifer@faratronic.com.cn)

\* 此规格书归厦门法拉电子股份有限公司所有，未经许可，不得复制及用于其它商业用途。



修订记录

序号	修订内容	修订人	更新日期	版本号

## IGBT 吸收电容器（轴向）

### ■ 外形图




图 1




图 2

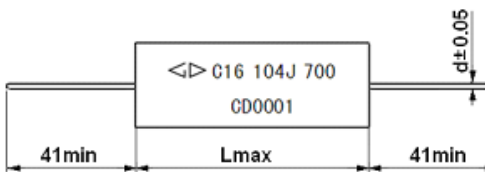
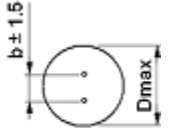


图 3

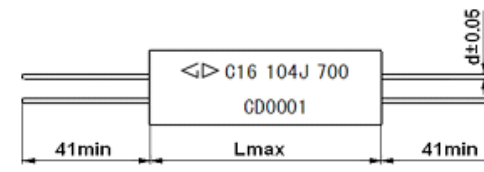
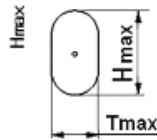
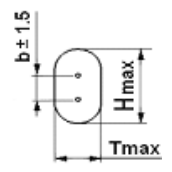


图 4




### ■ 特点

- 金属化聚丙烯膜，轴向
- 自愈性能优异
- 高压、高频脉冲能力
- 损耗小，内部温升小
- 外包聚酯胶带纸，两端灌注阻燃性环氧树脂（UL94 V-0）
- 广泛应用于各种高压、高频、高电流场合

### ■ 技术要求

引用标准	GB/T17702, IEC 61071
气候类别	40/105/56
工作温度范围(外壳最高温度点)	-40°C ~105°C (+85°C to +105°C: decreasing factor 2.5% per °C for U <sub>N</sub> )
额定电压	630Vdc~3 000Vdc
电容量范围	0.0068μF~10.0μF
电容量偏差	J(±5%), K(±10%)
耐电压	1.5U <sub>N</sub> (10s)
损耗角正切	≤0.0005 (1kHz, 20°C)
绝缘电阻	≥100 000MΩ, C <sub>N</sub> ≤0.33 μF (20°C, 100Vdc, 1min) ≥30 000s C <sub>N</sub> >0.33 μF
预期寿命	≥100 000hrs @ U <sub>N</sub> , Θ <sub>hs</sub> =70°C



## ■ 产品编码说明

15 位产品代码如下:

1	2	3	4	5	6	7	8	9	10	11	12	13	14	15
C	1	6												

第 1~3 位 型号代码

C16

第 4~5 位 直流额定电压

2J=630V, 1V=700V, 1W=850V, 3A=1000V, 3L=1200V, 4M=1500V,

3C=1600V, 7M=1700V, 3D=2000V, 3E=2500V, 4Q=3000V

第 6~8 位 标称容量

举例:  $105=10 \times 10^5 \text{ pF} = 1.0 \mu\text{F}$

第 9 位 容量等级

J=±5%, K=±10%, M=±20%

第 10 位 引线间距 b

0=两引线 1=10.0mm 2=12.7mm

第 11 位 内部特征码 0=圆形 A=压扁形


第 12 位 外形尺寸 L

1=29mm, 2=34mm, 3=39mm, 4=44mm, 5=54mm, 6=58mm

第 13~15 位 引线长度


000 表示标准的引线长度 (41mm min)

第 16~18 位 内部特征码



## ■ 技术参数 (mm)


630Vdc/700Vdc (420Vac) #															
C <sub>N</sub> (μF)	Axial		Axial flat			b	d	dV/dt (V/μs)	Î (A)	2 Pins		4 Pins		L <sub>s</sub> (nH)	Part number
	D max	L max	T max	H max	L max					ESR @100kHz (mΩ)	I <sub>max</sub> (A)	ESR @100kHz (mΩ)	I <sub>max</sub> (A)		
0.15	10.5	29.0	7.9	14.2	29.0	0.8	950	143	11.0	3.7	—	—	14	C161V154+0-1000***	
0.22	12.0	29.0	9.6	15.9	29.0	0.8	950	209	9.0	4.6	—	—	15	C161V224+0-1000***	
0.33	14.0	29.0	11.8	18.1	29.0	0.8	950	314	7.0	6.0	—	—	15	C161V334+0-1000***	
0.47	16.1	29.0	14.2	20.5	29.0	1.0	950	447	5.5	8.0	—	—	15	C161V474+0-1000***	
0.33	12.3	34.0	10.0	16.2	34.0	0.8	700	231	7.5	5.8	—	—	17	C161V334+0-2000***	
0.47	14.4	34.0	12.4	18.6	34.0	0.8	700	329	6.0	7.5	—	—	17	C161V474+0-2000***	
0.68	16.8	34.0	15.0	21.3	34.0	1.0	700	476	5.0	9.0	—	—	17	C161V684+0-2000***	
1.0	19.8	34.0	17.6	25.4	34.0	1.0	700	700	4.3	10.5	—	—	18	C161V105+0-2000***	
1.5	23.8	34.0	21.9	29.7	34.0	1.2	700	1 050	4.0	12.5	—	—	19	C161V155+0-2000***	
0.82	16.5	39.0	14.6	20.9	39.0	1.0	600	492	5.5	8.0	—	—	19	C161V824+0-3000***	
1.0	17.9	39.0	15.5	23.3	39.0	1.0	600	600	4.5	9.5	—	—	20	C161V105+0-3000***	
1.5	21.4	39.0	19.3	27.1	39.0	1.2	600	900	4.3	12.0	—	—	20	C161V155+0-3000***	
2.0	24.4	39.0	22.5	30.4	39.0	1.2	600	1 200	4.0	14.0	—	—	21	C161V205+0-3000***	
2.2	25.4	39.0	23.7	31.6	39.0	1.2	600	1 320	4.0	14.0	—	—	22	C161V225+0-3000***	
2.5	27.0	39.0	25.4	33.2	39.0	1.2	600	1 500	4.0	14.0	3.5	16.7	22	C161V255+*-3000***	
3.0	29.3	39.0	27.2	36.6	39.0	1.2	600	1 800	4.0	14.0	3.5	19.1	24	C161V305+*-3000***	
3.3	30.7	39.0	28.6	38.0	39.0	1.2	600	1 980	4.0	14.0	3.5	20.5	24	C161V335+*-3000***	
1.0	17.0	44.0	15.2	21.5	44.0	1.0	475	475	5.0	10.0	—	—	21	C161V105+0-4000***	
1.5	20.3	44.0	18.0	25.9	44.0	1.2	475	713	4.5	12.0	—	—	21	C161V155+0-4000***	
2.0	23.0	44.0	21.1	28.9	44.0	1.2	475	950	4.3	14.0	—	—	22	C161V205+0-4000***	
2.2	24.0	44.0	22.2	30.0	44.0	1.2	475	1 045	4.0	14.0	—	—	23	C161V225+0-4000***	
2.5	25.5	44.0	23.7	31.6	44.0	1.2	475	1 188	4.0	14.0	3.5	15.4	23	C161V255+*-4000***	
3.0	27.7	44.0	25.4	34.8	44.0	1.2	475	1 425	4.0	14.0	3.5	17.5	24	C161V305+*-4000***	
3.3	29.0	44.0	26.7	36.2	44.0	1.2	475	1 568	4.0	14.0	3.5	18.7	25	C161V335+*-4000***	
4.0	31.7	44.0	29.7	39.1	44.0	1.2	475	1 900	4.0	14.0	3.5	21.5	26	C161V405+*-4000***	
3.3	25.7	54.0	23.9	31.8	54.0	1.2	350	1 155	4.0	14.0	3.5	15.6	26	C161V335+*-5000***	
4.0	28.0	54.0	25.7	35.2	54.0	1.2	350	1 400	3.6	14.0	3.3	17.7	27	C161V405+*-5000***	
4.7	30.2	54.0	28.1	37.5	54.0	1.2	350	1 645	3.5	14.0	3.2	19.7	28	C161V475+*-5000***	
5.0	31.1	54.0	29.1	38.5	54.0	1.2	350	1 750	3.5	14.0	3.1	20.5	28	C161V505+*-5000***	
6.8	35.9	54.0	33.5	44.5	54.0	1.2	350	2 380	3.5	14.0	3.1	25.3	31	C161V685+*-5000***	
8.2	39.2	54.0	37.1	48.1	54.0	1.2	350	2 870	3.5	14.0	3.1	28.9	33	C161V825+*-5000***	
3.3	24.3	58.0	22.4	30.3	58.0	1.2	300	990	4.5	14.0	4.0	15.5	27	C161V335+*-6000***	
4.0	26.5	58.0	24.9	32.7	58.0	1.2	300	1 200	4.0	14.0	3.5	16.4	28	C161V405+*-6000***	
4.7	28.6	58.0	26.3	35.7	58.0	1.2	300	1 410	3.8	14.0	3.4	18.1	29	C161V475+*-6000***	
5.0	29.4	58.0	27.2	36.6	58.0	1.2	300	1 500	3.6	14.0	3.3	18.9	29	C161V505+*-6000***	
6.8	33.9	58.0	31.4	42.3	58.0	1.2	300	2 040	3.5	14.0	3.1	23.2	31	C161V685+*-6000***	
8.2	37.1	58.0	34.8	45.8	58.0	1.2	300	2 460	3.5	14.0	3.1	26.3	33	C161V825+*-6000***	



10.0	40.7	58.0	38.8	49.7	58.0	—	1.2	300	3 000	3.5	14.0	3.1	28.0	34	C161V106+*-6000***
------	------	------	------	------	------	---	-----	-----	-------	-----	------	-----	------	----	--------------------


■ 技术参数 (mm)

850Vdc(450Vac)															
C <sub>N</sub> (μF)	Axial		Axial flat			b	d	dV/dt (V/μs)	Ī (A)	2 Pins		4 Pins		L <sub>s</sub> (nH)	Part number
	D <sub>max</sub>	L <sub>max</sub>	T <sub>max</sub>	H <sub>max</sub>	L <sub>max</sub>					ESR @100kHz (mΩ)	I <sub>max</sub> (A)	ESR @100kHz (mΩ)	I <sub>max</sub> (A)		
0.10	10.4	29.0	6.4	12.5	29.0	—	0.8	1 200	120	13.0	3.6	—	—	14	C161W104+0-1000***
0.15	12.0	29.0	8.0	14.1	29.0	—	0.8	1 200	180	10.0	4.5	—	—	14	C161W154+0-1000***
0.22	13.9	29.0	9.9	15.9	29.0	—	0.8	1 200	264	7.5	5.8	—	—	15	C161W224+0-1000***
0.33	16.1	29.0	12.1	18.2	29.0	—	1.0	1 200	396	6.0	7.5	—	—	15	C161W334+0-1000***
0.15	10.9	34.0	6.9	13.0	34.0	—	0.8	900	135	10.5	4.5	—	—	16	C161W154+0-2000***
0.22	12.5	34.0	8.5	14.6	34.0	—	0.8	900	198	8.0	5.0	—	—	16	C161W224+0-2000***
0.33	14.6	34.0	10.6	16.7	34.0	—	0.8	900	297	6.5	6.3	—	—	17	C161W334+0-2000***
0.47	16.9	34.0	12.2	19.8	34.0	—	1.0	900	423	5.5	7.8	—	—	17	C161W474+0-2000***
0.68	19.8	34.0	15.0	22.7	34.0	—	1.0	900	612	4.5	9.9	—	—	18	C161W684+0-2000***
0.75	20.6	34.0	15.9	23.5	34.0	—	1.2	900	675	4.3	11.0	—	—	19	C161W754+0-2000***
1.0	23.4	34.0	18.7	26.3	34.0	—	1.2	900	900	4.0	12.9	—	—	19	C161W105+0-2000***
0.47	15.5	39.0	11.5	17.5	39.0	—	1.0	750	353	6.0	7.5	—	—	19	C161W474+0-3000***
0.68	18.0	39.0	13.3	21.0	39.0	—	1.0	750	510	5.0	8.9	—	—	19	C161W684+0-3000***
1.0	21.3	39.0	16.6	24.2	39.0	—	1.2	750	750	4.5	11.5	—	—	20	C161W105+0-3000***
1.5	25.6	39.0	20.8	28.4	39.0	—	1.2	750	1 125	4.0	14.0	—	—	22	C161W155+0-3000***
2.0	29.2	39.0	23.5	32.8	39.0	—	1.2	750	1 500	4.0	14.0	3.5	18.6	23	C161W205+*-3000***
2.2	30.5	39.0	24.8	34.1	39.0	—	1.2	750	1 650	4.0	14.0	3.5	20.0	24	C161W225+*-3000***
2.5	32.3	39.0	25.9	36.7	39.0	—	1.2	750	1 875	4.0	14.0	3.5	22.0	25	C161W255+*-3000***
0.68	17.0	44.0	12.3	19.9	44.0	—	1.0	600	408	5.5	9.5	—	—	21	C161W684+0-4000***
1.0	20.0	44.0	15.3	22.9	44.0	—	1.0	600	600	4.5	11.5	—	—	22	C161W105+0-4000***
1.5	24.0	44.0	19.2	26.8	44.0	—	1.2	600	900	4.0	14.0	—	—	22	C161W155+0-4000***
2.0	27.3	44.0	21.7	30.9	44.0	—	1.2	600	1 200	4.0	14.0	3.5	18.0	24	C161W205+*-4000****
2.2	28.5	44.0	22.9	32.1	44.0	—	1.2	600	1 320	4.0	14.0	3.5	18.5	24	C161W225+*-4000***
2.5	30.3	44.0	24.6	33.8	44.0	—	1.2	600	1 500	4.0	14.0	3.5	19.5	25	C161W255+*-4000***
3.0	32.9	44.0	26.5	37.3	44.0	—	1.2	600	1 800	4.0	14.0	3.5	21.5	26	C161W305+*-4000***
2.2	25.3	54.0	20.5	28.1	54.0	—	1.2	460	1 012	4.5	14.0	—	—	26	C161W225+0-5000***
2.5	26.8	54.0	21.2	30.4	54.0	—	1.2	460	1 150	4.0	14.0	3.5	16.1	27	C161W255+*-5000***
3.0	29.2	54.0	23.5	32.8	54.0	—	1.2	460	1 380	4.0	14.0	3.5	18.2	27	C161W305+*-5000***
3.3	30.5	54.0	24.8	34.1	54.0	—	1.2	460	1 518	4.0	14.0	3.5	19.4	28	C161W335+*-5000***
4.0	33.3	54.0	26.9	37.7	54.0	—	1.2	460	1 840	4.0	14.0	3.5	22.1	29	C161W405+*-5000***
4.7	35.9	54.0	29.4	40.2	54.0	—	1.2	460	2 162	4.0	14.0	3.5	24.8	31	C161W475+*-5000***
5.0	37.0	54.0	30.5	41.3	54.0	—	1.2	460	2 300	4.0	14.0	3.5	25.9	31	C161W505+*-5000***
2.2	24.0	58.0	19.2	26.8	58.0	—	1.2	375	825	4.3	14.0	—	—	27	C161W225+0-6000***
2.5	25.4	58.0	20.6	28.2	58.0	—	1.2	375	938	4.0	14.0	3.5	16.0	27	C161W255+*-6000***
3.0	27.6	58.0	22.0	31.2	58.0	—	1.2	375	1 125	4.0	14.0	3.5	16.8	28	C161W305+*-6000***
3.3	28.8	58.0	23.2	32.4	58.0	—	1.2	375	1 238	4.0	14.0	3.5	17.8	29	C161W335+*-6000***
4.0	31.5	58.0	25.1	35.9	58.0	—	1.2	375	1 500	4.0	14.0	3.5	20.2	30	C161W405+*-6000***
4.7	34.0	58.0	27.5	38.3	58.0	—	1.2	375	1 763	4.0	14.0	3.5	21.0	31	C161W475+*-6000***
5.0	35.0	58.0	28.5	39.3	58.0	—	1.2	375	1 875	4.0	14.0	3.5	23.5	31	C161W505+*-6000***
6.8	40.4	58.0	33.9	44.7	58.0	—	1.2	375	2 550	4.0	14.0	3.5	26.0	34	C161W685+*-6000***



## ■ 技术参数 (mm)


1 000Vdc(500Vac)															
C <sub>N</sub> (μF)	Axial		Axial flat			b	d	dV/dt (V/μs)	Ĥ (A)	2 Pins		4 Pins		L <sub>s</sub> (nH)	Part number
	D <sub>max</sub>	L <sub>max</sub>	T <sub>max</sub>	H <sub>max</sub>	L <sub>max</sub>					ESR @100kHz (mΩ)	I <sub>max</sub> (A)	ESR @100kHz (mΩ)	I <sub>max</sub> (A)		
0.068	9.8	29.0	5.8	11.9	29.0	—	0.8	1 400	95	16.5	3.5	—	—	14	C163A683+0-1000***
0.1	11.1	29.0	7.1	13.2	29.0	—	0.8	1 400	140	12.0	4.3	—	—	14	C163A104+0-1000***
0.15	12.8	29.0	8.8	14.9	29.0	—	0.8	1 400	210	9.5	5.6	—	—	15	C163A154+0-1000***
0.22	14.8	29.0	10.8	16.9	29.0	—	0.8	1 400	308	7.0	6.8	—	—	16	C163A224+0-1000***
0.15	11.3	34.0	7.3	13.4	34.0	—	0.8	1 050	158	10.0	5.0	—	—	16	C163A154+0-2000***
0.22	13.3	34.0	9.3	15.4	34.0	—	0.8	1 050	231	7.5	7.0	—	—	17	C163A224+0-2000***
0.33	15.6	34.0	11.0	18.6	34.0	—	1.0	1 050	347	6.0	8.5	—	—	17	C163A334+0-2000***
0.47	18.1	34.0	13.4	21.1	34.0	—	1.0	1 050	494	5.0	10.0	—	—	18	C163A474+0-2000***
0.68	21.3	34.0	16.5	24.1	34.0	—	1.2	1 050	714	4.0	12.1	—	—	18	C163A684+0-2000***
0.33	14.6	39.0	10.6	16.7	39.0	—	0.8	850	281	8.0	7.2	—	—	19	C163A334+0-3000***
0.47	16.8	39.0	12.2	19.8	39.0	—	1.0	850	400	5.5	8.8	—	—	19	C163A474+0-3000***
0.68	19.7	39.0	15.0	22.6	39.0	—	1.0	850	578	4.5	11.1	—	—	20	C163A684+0-3000***
1.0	23.3	39.0	18.6	26.2	39.0	—	1.2	850	850	4.0	14.0	—	—	21	C163A105+0-3000***
1.5	28.0	39.0	22.4	31.7	39.0	—	1.2	850	1275	4.0	14.0	3.5	18.1	23	C163A155+*-3000***
0.47	15.6	44.0	11.0	18.6	44.0	—	1.0	780	367	6.0	9.2	—	—	21	C163A474+0-4000***
0.68	18.2	44.0	13.5	21.2	44.0	—	1.0	780	530	5.0	10.1	—	—	21	C163A684+0-4000***
1.0	21.5	44.0	16.8	24.4	44.0	—	1.2	780	780	4.0	12.8	—	—	22	C163A105+0-4000***
1.5	25.8	44.0	20.2	29.5	44.0	—	1.2	780	1	4.0	14.0	3.5	16.8	23	C163A155+*-4000***
2.0	29.4	44.0	23.1	33.8	44.0	—	1.2	780	1	4.0	14.0	3.5	20.5	25	C163A205+*-4000***
1.5	22.9	54.0	18.2	25.8	54.0	—	1.2	500	750	4.5	14.0	—	—	25	C163A155+0-5000***
2.0	26.1	54.0	20.5	29.8	54.0	—	1.2	500	1	4.3	14.0	3.8	16.0	26	C163A205+*-5000***
2.2	27.3	54.0	21.7	30.9	54.0	—	1.2	500	1	4.0	14.0	3.5	16.7	27	C163A225+*-5000***
2.5	28.9	54.0	23.3	32.5	54.0	—	1.2	500	1	4.0	14.0	3.5	18.1	27	C163A255+*-5000***
3.0	31.5	54.0	25.0	35.8	54.0	—	1.2	500	1	4.0	14.0	3.5	20.5	28	C163A305+*-5000***
3.3	32.9	54.0	26.4	37.2	54.0	—	1.2	500	1	4.0	14.0	3.5	21.0	29	C163A335+*-5000***
4.0	36.0	54.0	29.5	40.3	54.0	—	1.2	500	2	4.0	14.0	3.5	23.0	31	C163A405+*-5000***
1.5	22.0	58.0	17.2	24.9	58.0	—	1.2	425	638	5.0	14.0	—	—	26	C163A155+0-6000***
2.0	25.0	58.0	19.4	28.6	58.0	—	1.2	425	850	4.5	14.0	4.0	15.0	27	C163A205+*-6000***
2.2	26.1	58.0	20.5	29.7	58.0	—	1.2	425	935	4.0	14.0	3.5	15.7	28	C163A225+*-6000***
2.5	27.6	58.0	22.0	31.3	58.0	—	1.2	425	1	4.0	14.0	3.5	17.0	28	C163A255+*-6000***
3.0	30.1	58.0	23.7	34.5	58.0	—	1.2	425	1	4.0	14.0	3.5	19.2	29	C163A305+*-6000***
3.3	31.4	58.0	25.0	35.8	58.0	—	1.2	425	1	4.0	14.0	3.5	20.4	30	C163A335+*-6000***
4.0	34.4	58.0	27.9	38.7	58.0	—	1.2	425	1	4.0	14.0	3.5	21.0	31	C163A405+*-6000***
4.7	37.1	58.0	30.5	41.3	58.0	—	1.2	425	1	4.0	14.0	3.5	22.0	32	C163A475+*-6000***



## ■ 技术参数 (mm)


1 200Vdc (600Vac)															
C <sub>N</sub> (μF)	Axial		Axial flat			b	d	dV/dt (V/μs)	Î (A)	2 Pins		4 Pins		L <sub>s</sub> (nH)	Part number
	D max	L max	T max	H max	L max					ESR @100kHz (mΩ)	I <sub>max</sub> (A)	ESR @100kHz (mΩ)	I <sub>max</sub> (A)		
0.047	9.7	29.0	7.1	13.4	29.0	—	0.8	1 600	75	20.0	3.4	—	—	15	C163L473+0-1000***
0.068	11.0	29.0	8.5	14.8	29.0	—	0.8	1 600	109	15.5	4.2	—	—	15	C163L683+0-1000***
0.1	12.7	29.0	10.4	16.7	29.0	—	0.8	1 600	160	12.0	5.2	—	—	15	C163L104+0-1000***
0.15	14.8	29.0	12.8	19.1	29.0	—	0.8	1 600	240	9.2	6.6	—	—	16	C163L154+0-1000***
0.22	17.4	29.0	14.9	22.8	29.0	—	1.0	1 600	352	7.0	8.5	—	—	16	C163L224+0-1000***
0.1	11.4	34.0	9.0	15.3	34.0	—	0.8	1 350	135	13.5	5.5	—	—	17	C163L104+0-2000***
0.15	13.3	34.0	11.1	17.4	34.0	—	0.8	1 350	203	10.0	6.5	—	—	17	C163L154+0-2000***
0.22	15.2	34.0	13.5	19.8	34.0	—	0.8	1 350	297	6.8	9.0	—	—	18	C163L224+0-2000***
0.33	18.4	34.0	16.0	23.8	34.0	—	1.0	1 350	446	5.5	9.4	—	—	18	C163L334+0-2000***
0.47	21.5	34.0	19.3	27.2	34.0	—	1.2	1 350	635	4.0	11.9	—	—	18	C163L474+0-2000***
0.22	13.4	39.0	11.5	17.8	39.0	—	0.8	1 050	231	8.5	6.5	—	—	19	C163L224+0-3000***
0.33	16.1	39.0	13.5	21.4	39.0	—	1.0	1 050	347	6.5	7.7	—	—	19	C163L334+0-3000***
0.47	18.7	39.0	16.4	24.2	39.0	—	1.0	1 050	494	5.0	10.5	—	—	19	C163L474+0-3000***
0.68	22.0	39.0	20.0	27.8	39.0	—	1.2	1 050	714	4.5	12.1	—	—	20	C163L684+0-3000***
1.0	26.2	39.0	23.8	33.2	39.0	—	1.2	1 050	1	4.0	14.0	3.5	15.5	22	C163L105+*-3000***
1.2	28.5	39.0	25.5	36.5	39.0	—	1.2	1 050	1	4.0	14.0	3.2	16.5	23	C163L125+*-3000***
0.33	15.0	44.0	13.0	19.2	44.0	—	0.8	1 000	330	6.7	9.0	—	—	21	C163L334+0-4000***
0.47	17.3	44.0	14.9	22.7	44.0	—	1.0	1 000	470	5.5	9.8	—	—	21	C163L474+0-4000***
0.68	20.4	44.0	18.1	26.0	44.0	—	1.2	1 000	680	5.0	11.7	—	—	21	C163L684+0-4000***
1.0	24.2	44.0	21.5	31.0	44.0	—	1.2	1 000	1	4.5	14.0	—	—	22	C163L105+0-4000***
1.2	26.3	44.0	23.8	33.2	44.0	—	1.2	1 000	1	4.0	14.0	3.5	15.9	23	C163L125+*-4000***
1.5	29.1	44.0	26.1	37.1	44.0	—	1.2	1 000	1	4.0	14.0	3.5	18.6	25	C163L155+*-4000***
1.5	26.1	54.0	23.6	33.0	54.0	—	1.2	700	1	4.5	14.0	4.0	15.8	27	C163L155+*-5000***
2.0	29.8	54.0	26.8	37.8	54.0	—	1.2	700	1	4.0	14.0	3.5	18.0	28	C163L205+*-5000***
2.2	31.1	54.0	28.3	39.3	54.0	—	1.2	700	1	4.0	14.0	3.5	19.0	29	C163L225+*-5000***
2.5	33.0	54.0	29.6	42.2	54.0	—	1.2	700	1	4.0	14.0	3.5	20.0	30	C163L255+*-5000***
3.0	36.0	54.0	32.0	46.2	54.0	—	1.2	700	2	4.0	14.0	3.5	21.0	31	C163L305+*-5000***
3.3	37.6	54.0	33.8	47.9	54.0	—	1.2	700	2	4.0	14.0	3.5	22.0	32	C163L335+*-5000***
1.5	24.2	58.0	21.6	31.0	58.0	—	1.2	600	900	5.0	14.0	4.5	—	28	C163L155+0-6000***
2.0	27.6	58.0	25.3	34.7	58.0	—	1.2	600	1	4.5	14.0	4.0	17.5	29	C163L205+*-6000***
2.2	28.9	58.0	25.9	36.9	58.0	—	1.2	600	1	4.0	14.0	3.5	18.0	29	C163L225+*-6000***
2.5	30.6	58.0	27.8	38.8	58.0	—	1.2	600	1	4.0	14.0	3.5	19.0	30	C163L255+*-6000***
3.0	33.4	58.0	29.9	42.5	58.0	—	1.2	600	1	4.0	14.0	3.5	20.0	31	C163L305+*-6000***
3.3	34.9	58.0	31.6	44.2	58.0	—	1.2	600	1	4.0	14.0	3.5	21.0	32	C163L335+*-6000***
4.0	38.2	58.0	34.4	48.5	58.0	—	1.2	600	2	4.0	14.0	3.5	22.0	33	C163L405+*-6000***






## ■ 技术参数 (mm)

1 500Vdc (650Vac)															
C <sub>N</sub> (μF)	Axial		Axial flat			b	d	dV/dt (V/μs)	Î (A)	2 Pins		4 Pins		L <sub>s</sub> (nH)	Part number
	D <sub>max</sub>	L <sub>max</sub>	T <sub>max</sub>	H <sub>max</sub>	L <sub>max</sub>					ESR @100kHz (mΩ)	I <sub>max</sub> (A)	ESR @100kHz (mΩ)	I <sub>max</sub> (A)		
0.033	10.5	29.0	6.5	12.5	29.0	—	0.8	2 300	76	28.0	3.3	—	—	15	C164M333+0-1000***
0.047	11.8	29.0	7.8	13.9	29.0	—	0.8	2 300	108	21.1	4.2	—	—	15	C164M473+0-1000***
0.068	13.5	29.0	9.5	15.6	29.0	—	0.8	2 300	156	15.0	5.5	—	—	16	C164M683+0-1000***
0.1	15.7	29.0	11.7	17.8	29.0	—	1.0	2 300	230	10.4	7.2	—	—	16	C164M104+0-1000***
0.068	12.2	34.0	8.2	14.3	34.0	—	0.8	1 750	119	16.0	4.1	—	—	17	C164M683+0-2000***
0.1	14.1	34.0	10.1	16.2	34.0	—	0.8	1 750	175	12.0	5.8	—	—	17	C164M104+0-2000***
0.15	16.6	34.0	11.9	19.6	34.0	—	1.0	1 750	263	8.5	6.5	—	—	17	C164M154+0-2000***
0.22	19.5	34.0	14.8	22.4	34.0	—	1.0	1 750	385	6.7	8.4	—	—	19	C164M224+0-2000***
0.33	23.3	34.0	18.5	26.2	34.0	—	1.2	1 750	578	4.5	11.1	—	—	19	C164M334+0-2000***
0.1	13.0	39.0	9.0	15.1	39.0	—	0.8	1 450	145	10.0	6.0	—	—	19	C164M104+0-3000***
0.22	17.8	39.0	13.1	20.7	39.0	—	1.0	1 450	319	7.5	8.0	—	—	19	C164M224+0-3000***
0.33	21.2	39.0	16.4	24.1	39.0	—	1.2	1 450	479	6.3	10.4	—	—	20	C164M334+0-3000***
0.47	24.8	39.0	20.0	27.7	39.0	—	1.2	1 450	682	5.0	12.5	—	—	21	C164M474+0-3000***
0.68	29.3	39.0	23.7	33.0	39.0	—	1.2	1 450	986	4.3	13.0	—	—	23	C164M684+0-3000***
0.22	16.4	44.0	11.8	19.4	44.0	—	1.0	1 200	264	8.5	8.0	—	—	21	C164M224+0-4000***
0.33	19.5	44.0	14.8	22.4	44.0	—	1.0	1 200	396	6.5	10.2	—	—	22	C164M334+0-4000***
0.47	22.8	44.0	18.0	25.7	44.0	—	1.2	1 200	564	5.2	12.7	—	—	22	C164M474+0-4000***
0.68	26.9	44.0	21.3	30.6	44.0	—	1.2	1 200	816	4.5	14.0	4.0	16.3	24	C164M684+*-4000***
1.0	32.1	44.0	25.7	36.5	44.0	—	1.2	1 200	1	4.0	14.0	3.5	17.0	26	C164M105+*-4000***
1.0	27.7	54.0	22.1	31.3	54.0	—	1.2	850	850	4.5	14.0	4.0	16.5	28	C164M105+*-5000***
1.2	30.1	54.0	24.5	33.7	54.0	—	1.2	850	1	4.3	14.0	3.8	17.5	29	C164M125+*-5000***
1.5	33.4	54.0	26.9	37.7	54.0	—	1.2	850	1	4.0	14.0	3.5	19.0	30	C164M155+*-5000***
2.0	38.2	54.0	30.9	43.3	54.0	—	1.2	850	1	4.0	14.0	3.5	20.5	33	C164M205+*-5000***
2.2	40.0	54.0	31.9	45.8	54.0	—	1.2	850	1	4.0	14.0	3.5	21.5	34	C164M225+*-5000***
1.0	26.4	58.0	20.8	30.0	58.0	—	1.2	750	750	5.0	14.0	4.5	16.0	28	C164M105+*-6000***
1.2	28.7	58.0	23.1	32.3	58.0	—	1.2	750	900	4.5	14.0	4.0	17.0	29	C164M125+*-6000***
1.5	31.8	58.0	25.3	36.1	58.0	—	1.2	750	1	4.3	14.0	3.8	18.0	30	C164M155+*-6000***
2.0	36.4	58.0	29.8	40.6	58.0	—	1.2	750	1	4.0	14.0	3.5	19.0	32	C164M205+*-6000***
2.2	38.0	58.0	30.7	43.1	58.0	—	1.2	750	1	4.0	14.0	3.5	20.0	33	C164M225+*-6000***
2.5	40.4	58.0	32.3	46.2	58.0	—	1.2	750	1	4.0	14.0	3.5	21.0	34	C164M255+*-6000***




## ■ 技术参数 (mm)

1 600Vdc / 1 700Vdc (675Vac) #															
C <sub>N</sub> (μF)	Axial		Axial flat			b	d	dV/dt (V/μs)	Î (A)	2 Pins		4 Pins		L <sub>s</sub> (nH)	Part number
	D max	L max	T max	H max	L max					ESR @100kHz (mΩ)	I <sub>max</sub> (A)	ESR @100kHz (mΩ)	I <sub>max</sub> (A)		
0.033	11.0	29.0	7.0	13.1	29.0	—	0.8	2 500	83	25.6	4.1	—	—	15	C163C333+0-1000***
0.047	12.5	29.0	8.5	14.6	29.0	—	0.8	2 500	118	18.5	5.8	—	—	15	C163C473+0-1000***
0.068	14.4	29.0	10.4	16.5	29.0	—	0.8	2 500	170	13.2	6.1	—	—	16	C163C683+0-1000***
0.1	16.8	29.0	12.1	19.8	29.0	—	1.0	2 500	250	9.2	7.8	—	—	16	C163C104+0-1000***
0.068	12.9	34.0	8.9	15.0	34.0	—	0.8	1 900	129	17.9	5.3	—	—	17	C163C683+0-2000***
0.1	15.0	34.0	10.4	18.0	34.0	—	1.0	1 900	190	12.5	7.5	—	—	17	C163C104+0-2000***
0.15	17.7	34.0	13.0	20.7	34.0	—	1.0	1 900	285	8.5	8.6	—	—	18	C163C154+0-2000***
0.22	20.9	34.0	16.1	23.8	34.0	—	1.2	1 900	418	6.0	10.0	—	—	18	C163C224+0-2000***
0.33	25.0	34.0	18.7	29.5	34.0	—	1.2	1 900	627	5.5	12.5	—	—	20	C163C334+0-2000***
0.1	13.8	39.0	9.8	15.9	39.0	—	0.8	1 650	165	16.1	6.2	—	—	19	C163C104+0-3000***
0.22	19.0	39.0	14.3	21.9	39.0	—	1.0	1 650	363	7.6	9.5	—	—	20	C163C224+0-3000***
0.33	22.7	39.0	17.9	25.6	39.0	—	1.2	1 650	545	5.2	12.4	—	—	20	C163C334+0-3000***
0.47	26.6	39.0	21.0	30.2	39.0	—	1.2	1 650	776	4.5	14.0	—	—	22	C163C474+0-3000***
0.68	31.5	39.0	25.1	35.9	39.0	—	1.2	1 650	1 122	4.0	14.0	—	17.3	24	C163C684+0-3000***
0.22	17.5	44.0	12.8	20.5	44.0	—	1.0	1 400	308	9.5	8.6	—	—	21	C163C224+0-4000***
0.33	20.9	44.0	16.1	23.8	44.0	—	1.2	1 400	462	6.5	11.0	—	—	21	C163C334+0-4000***
0.47	24.4	44.0	19.6	27.3	44.0	—	1.2	1 400	658	5.0	13.2	—	—	22	C163C474+0-4000***
0.68	28.9	44.0	23.2	32.5	44.0	—	1.2	1 400	952	4.5	14.0	4.0	16.0	24	C163C684+*-4000***
1.0	34.5	44.0	24.5	43.1	44.0	—	1.2	1 400	1 400	4.0	14.0	3.5	18.0	27	C163C105+*-4000***
1.5	41.8	44.0	31.4	49.2	44.0	—	1.2	1 400	2 100	4.0	14.0	3.5	21.0	31	C163C155+*-4000***
1.0	29.7	54.0	24.1	33.3	54.0	—	1.2	1 000	1 000	4.5	14.0	4.0	16.5	28	C163C105+*-5000***
1.2	32.3	54.0	25.9	36.7	54.0	—	1.2	1 000	1 200	4.3	14.0	3.8	18.0	30	C163C125+*-5000***
1.5	35.9	54.0	28.6	40.9	54.0	—	1.2	1 000	1 500	4.0	14.0	3.5	20.0	31	C163C155+*-5000***
2.0	41.1	54.0	32.9	46.9	54.0	—	1.2	1 000	2 000	4.0	14.0	3.5	21.5	34	C163C205+*-5000***
2.2	43.0	54.0	34.8	48.7	54.0	—	1.2	1 000	2 200	4.0	14.0	3.5	22.5	35	C163C225+*-5000***
1.0	28.3	58.0	22.7	31.9	58.0	—	1.2	780	780	5.0	14.0	4.5	16.5	29	C163C105+*-6000***
1.2	30.7	58.0	22.9	36.8	58.0	—	1.2	780	936	4.5	14.0	4.0	17.0	30	C163C125+*-6000***
1.5	34.1	58.0	25.4	40.9	58.0	—	1.2	780	1 170	4.2	14.0	3.7	19.0	31	C163C155+*-6000***
2.0	39.0	58.0	29.5	46.5	58.0	—	1.2	780	1 560	4.0	14.0	3.6	21.0	34	C163C205+*-6000***
2.2	40.8	58.0	30.5	49.1	58.0	—	1.2	780	1 716	4.0	14.0	3.5	22.0	35	C163C225+*-6000***
2.5	43.4	58.0	33.0	51.6	58.0	—	1.2	780	1 950	4.0	14.0	3.5	22.5	36	C163C255+*-6000***



## ■ 技术参数 (mm)

2 000Vdc (700Vac)															
C <sub>N</sub> (μF)	Axial		Axial flat			b	d	dV/dt (V/μs)	Ĥ (A)	2 Pins		4 Pins		L <sub>s</sub> (nH)	Part number
	D <sub>max</sub>	L <sub>max</sub>	T <sub>max</sub>	H <sub>max</sub>	L <sub>max</sub>					ESR @100kHz (mΩ)	I <sub>max</sub> (A)	ESR @100kHz (mΩ)	I <sub>max</sub> (A)		
0.022	10.2	29.0	6.7	12.8	29.0	—	0.8	2 750	61	32.8	3.2	—	—	15	C163D223+0-1000***
0.033	11.6	29.0	8.2	14.3	29.0	—	0.8	2 750	91	22.8	4.0	—	—	15	C163D333+0-1000***
0.047	13.2	29.0	9.9	16.0	29.0	—	0.8	2 750	129	16.5	6.0	—	—	16	C163D473+0-1000***
0.068	15.2	29.0	12.1	18.2	29.0	—	1.0	2 750	187	11.7	7.0	—	—	15	C163D683+0-1000***
0.047	12.0	34.0	8.6	14.7	34.0	—	0.8	2 100	99	22.5	5.1	—	—	17	C163D473+0-2000***
0.068	13.7	34.0	10.4	16.5	34.0	—	0.8	2 100	143	16.0	6.7	—	—	17	C163D683+0-2000***
0.1	15.9	34.0	12.1	19.8	34.0	—	1.0	2 100	210	11.1	8.4	—	—	17	C163D104+0-2000***
0.15	18.8	34.0	15.2	22.9	34.0	—	1.0	2 100	315	7.6	10.1	—	—	18	C163D154+0-2000***
0.22	22.2	34.0	18.8	26.5	34.0	—	1.2	2 100	462	5.5	11.0	—	—	19	C163D224+0-2000***
0.068	12.6	39.0	9.3	15.4	39.0	—	0.8	1 850	126	20.6	5.8	—	—	19	C163D683+0-3000***
0.1	14.6	39.0	11.4	17.5	39.0	—	0.8	1 850	185	14.3	6.8	—	—	19	C163D104+0-3000***
0.15	17.2	39.0	13.5	21.1	39.0	—	1.0	1 850	278	9.8	8.5	—	—	19	C163D154+0-3000***
0.22	20.2	39.0	16.7	24.3	39.0	—	1.2	1 850	407	6.8	10.7	—	—	19	C163D224+0-3000***
0.33	24.2	39.0	20.9	28.5	39.0	—	1.2	1 850	611	4.6	14.0	—	—	21	C163D334+0-3000***
0.39	26.0	39.0	22.9	30.5	39.0	—	1.2	1 850	721	4.3	14.0	—	—	22	C163D394+0-3000***
0.47	28.4	39.0	24.5	33.7	39.0	—	1.2	1 850	870	4.0	14.0	3.5	16.3	23	C163D474+*-3000***
0.1	13.6	44.0	10.3	16.4	44.0	—	1.0	1 650	165	18.0	6.4	—	—	21	C163D104+0-4000***
0.15	15.9	44.0	12.1	19.8	44.0	—	1.0	1 650	248	12.3	8.9	—	—	20	C163D154+0-4000***
0.22	18.7	44.0	15.0	22.7	44.0	—	1.0	1 650	363	8.5	10.1	—	—	21	C163D224+0-4000***
0.33	22.2	44.0	18.8	26.5	44.0	—	1.2	1 650	545	5.8	13.0	—	—	22	C163D334+0-4000***
0.47	26.0	44.0	22.1	31.3	44.0	—	1.2	1 650	776	4.1	14.0	3.6	15.1	23	C163D474+*-4000***
0.68	31.4	44.0	25.6	37.9	44.0	—	1.2	1 650	1 122	4.0	14.0	3.5	18.0	26	C163D684+*-4000***
0.68	26.6	54.0	22.6	31.9	54.0	—	1.2	1 200	816	4.5	14.0	4.0	16.5	27	C163D684+*-5000***
1.0	31.7	54.0	27.3	38.1	54.0	—	1.2	1 200	1 200	4.3	14.0	3.8	18.0	29	C163D105+*-5000***
1.3	35.8	54.0	30.8	43.2	54.0	—	1.2	1 200	1 560	4.0	14.0	3.5	18.5	31	C163D135+*-5000***
0.68	26.9	58.0	21.3	30.5	58.0	—	1.2	850	578	5.0	14.0	4.5	15.8	28	C163D684+*-6000***
1.0	32.1	58.0	24.2	38.1	58.0	—	1.2	850	850	4.5	14.0	4.0	17.5	30	C163D105+*-6000***
1.2	34.9	58.0	26.9	40.9	58.0	—	1.2	850	1 020	4.0	14.0	3.5	18.0	32	C163D125+*-6000***
1.3	36.2	58.0	28.2	42.2	58.0	—	1.2	850	1 105	4.0	14.0	3.5	18.5	32	C163D135+*-6000***
1.5	38.8	58.0	29.9	45.4	58.0	—	1.2	850	1 275	4.0	14.0	3.5	20.0	34	C163D155+*-6000***



■ 技术参数 (mm)


2 500Vdc (725Vac)															
C <sub>N</sub> (μF)	Axial		Axial flat			b	d	dV/dt (V/μs)	Î (A)	2 Pins		4 Pins		L <sub>s</sub> (nH)	Part number
	D max	L max	T max	H max	L max					ESR @100kHz (mΩ)	I <sub>max</sub> (A)	ESR @100kHz (mΩ)	I <sub>max</sub> (A)		
0.01	9.9	29.0	5.9	12.0	29.0	—	0.8	3 900	117	53.5	2.3	—	—	15	C163E103+0-1000***
0.015	11.1	29.0	7.1	13.2	29.0	—	0.8	3 900	176	37.6	2.9	—	—	15	C163E153+0-1000***
0.022	12.6	29.0	8.6	14.7	29.0	—	0.8	3 900	257	26.7	3.5	—	—	15	C163E223+0-1000***
0.033	14.7	29.0	10.7	16.7	29.0	—	0.8	3 900	386	18.4	4.8	—	—	16	C163E333+0-1000***
0.033	13.2	34.0	9.2	15.3	34.0	—	0.8	2 600	257	25.4	3.9	—	—	17	C163E333+0-2000***
0.047	15.1	34.0	11.1	17.2	34.0	—	1.0	2 600	367	18.3	5.3	—	—	17	C163E473+0-2000***
0.068	17.5	34.0	12.8	20.4	34.0	—	1.0	2 600	530	13.0	7.0	—	—	18	C163E683+0-2000***
0.1	20.5	34.0	15.8	23.4	34.0	—	1.2	2 600	780	9.0	8.6	—	—	18	C163E104+0-2000***
0.15	24.5	34.0	19.7	27.3	34.0	—	1.2	2 600	1 170	6.1	10.5	—	—	20	C163E154+0-2000***
0.082	17.3	39.0	12.6	20.2	39.0	—	1.0	2 100	517	14.2	5.1	—	—	19	C163E823+0-3000***
0.1	18.7	39.0	14.0	21.7	39.0	—	1.0	2 100	630	11.7	7.1	—	—	20	C163E104+0-3000***
0.15	22.3	39.0	17.5	25.2	39.0	—	1.2	2 100	945	8.0	7.5	—	—	20	C163E154+0-3000***
0.22	26.4	39.0	20.8	30.0	39.0	—	1.2	2 100	1 386	5.6	11.0	—	—	22	C163E224+0-3000***
0.33	31.7	39.0	25.3	36.0	39.0	—	1.2	2 100	2 079	4.0	14.0	—	—	25	C163E334+0-3000***
0.47	37.3	39.0	30.0	42.4	39.0	—	1.2	2 100	2 961	4.0	14.0	3.5	16.0	28	C163E474+*-3000***
0.1	17.3	44.0	12.7	20.3	44.0	—	1.0	1 950	585	14.9	6.8	—	—	21	C163E104+0-4000***
0.15	20.5	44.0	15.8	23.4	44.0	—	1.2	1 950	878	10.1	9.2	—	—	21	C163E154+0-4000***
0.22	24.2	44.0	19.5	27.1	44.0	—	1.2	1 950	1 287	7.0	10.4	—	—	22	C163E224+0-4000***
0.33	29.1	44.0	23.4	32.7	44.0	—	1.2	1 950	1 931	4.8	14.0	—	—	25	C163E334+0-4000***
0.47	34.2	44.0	27.7	38.5	44.0	—	1.2	1 950	2 750	4.0	14.0	3.5	17.0	27	C163E474+*-4000***
0.68	40.6	44.0	32.4	46.4	44.0	—	1.2	1 950	3 978	4.0	14.0	3.5	17.5	31	C163E684+*-4000***
0.33	25.1	54.0	20.3	28.0	54.0	—	1.2	1 450	1 436	6.9	11.7	—	—	27	C163E334+0-5000***
0.47	29.5	54.0	23.8	33.1	54.0	—	1.2	1 450	2 045	4.9	14.0	4.4	16.5	28	C163E474+*-5000***
0.68	34.9	54.0	28.4	39.2	54.0	—	1.2	1 450	2 958	4.0	14.0	3.5	17.0	31	C163E684+*-5000***
0.82	38.1	54.0	30.8	43.1	54.0	—	1.2	1 450	3 567	4.0	14.0	3.5	17.5	33	C163E824+*-5000***
0.33	24.0	58.0	19.2	26.8	58.0	—	1.2	925	916	8.5	10.6	—	—	27	C163E334+0-6000***
0.47	28.1	58.0	22.5	31.7	58.0	—	1.2	925	1 304	6.0	13.2	—	—	29	C163E474+0-6000***
0.68	33.2	58.0	26.8	37.6	58.0	—	1.2	925	1 887	4.2	14.0	3.7	16.5	31	C163E684+*-6000***
0.82	36.2	58.0	29.7	40.5	58.0	—	1.2	925	2 276	4.0	14.0	3.5	17.0	32	C163E824+*-6000***
1.0	39.7	58.0	31.6	45.6	58.0	—	1.2	925	2 775	4.0	14.0	3.5	18.0	34	C163E105+*-6000***



## ■ 技术参数 (mm)

3 000Vdc(750Vac)															
C <sub>N</sub> (μF)	Axial		Axial flat			b	d	dV/dt (V/μs)	Î (A)	2 Pins		4 Pins		L <sub>s</sub> (nH)	Part number
	D max	L max	T max	H max	L max					ESR @100kHz (mΩ)	I <sub>max</sub> (A)	ESR @100kHz (mΩ)	I <sub>max</sub> (A)		
0.0068	10.1	29.0	6.1	12.2	29.0	—	0.8	4 800	33	65.1	2.0	—	—	15	C164Q682+0-1000***
0.010	11.2	29.0	7.2	13.3	29.0	—	0.8	4 800	48	46.7	2.5	—	—	15	C164Q103+0-1000***
0.015	12.8	29.0	8.8	14.9	29.0	—	0.8	4 800	72	32.6	3.1	—	—	15	C164Q153+0-1000***
0.010	10.4	34.0	6.4	12.5	34.0	—	0.8	3 500	35	64.7	2.2	—	—	17	C164Q103+0-2000***
0.015	11.7	34.0	7.7	13.8	34.0	—	0.8	3 500	53	45.3	2.7	—	—	17	C164Q153+0-2000***
0.022	13.3	34.0	9.3	15.4	34.0	—	0.8	3 500	77	32.0	3.3	—	—	17	C164Q223+0-2000***
0.033	15.4	34.0	11.4	17.5	34.0	—	1.0	3 500	116	22.1	4.1	—	—	17	C164Q333+0-2000***
0.047	17.7	34.0	13.0	20.6	34.0	—	1.0	3 500	165	15.8	5.5	—	—	18	C164Q473+0-2000***
0.068	20.6	34.0	15.8	23.5	34.0	—	1.2	3 500	238	11.2	7.3	—	—	18	C164Q683+0-2000***
0.047	16.2	39.0	11.6	19.2	39.0	—	1.0	2 500	118	20.8	4.5	—	—	19	C164Q473+0-3000***
0.068	18.8	39.0	14.1	21.7	39.0	—	1.0	2 500	170	14.7	6.0	—	—	20	C164Q683+0-3000***
0.100	22.1	39.0	17.3	25.0	39.0	—	1.2	2 500	250	10.2	7.5	—	—	20	C164Q104+0-3000***
0.15	26.4	39.0	20.8	30.0	39.0	—	1.2	2 500	375	7.0	9.3	—	—	22	C164Q154+0-3000***
0.22	31.3	39.0	24.9	35.7	39.0	—	1.2	2 500	550	4.9	12.3	—	—	24	C164Q224+0-3000***
0.047	15.1	44.0	10.5	18.1	44.0	—	1.0	2 100	99	26.7	5.1	—	—	20	C164Q473+0-4000***
0.068	17.4	44.0	12.7	20.4	44.0	—	1.0	2 100	143	18.8	6.3	—	—	21	C164Q683+0-4000***
0.10	20.4	44.0	15.7	23.3	44.0	—	1.2	2 100	210	13.1	7.9	—	—	21	C164Q104+0-4000***
0.15	24.3	44.0	19.5	27.1	44.0	—	1.2	2 100	315	8.9	10.2	—	—	22	C164Q154+0-4000***
0.22	28.7	44.0	23.1	32.4	44.0	—	1.2	2 100	462	6.1	13.2	—	—	24	C164Q224+0-4000***
0.22	24.9	54.0	20.1	27.8	54.0	—	1.2	1 650	363	9.0	11.0	—	—	26	C164Q224+0-5000***
0.33	29.8	54.0	24.2	33.4	54.0	—	1.2	1 650	545	6.1	14.0	5.6	16.5	28	C164Q334+*-5000***
0.47	35.0	54.0	27.8	40.2	54.0	—	1.2	1 650	776	4.4	14.0	4.0	17.5	31	C164Q474+*-5000***
0.22	23.8	58.0	19.0	26.6	58.0	—	1.2	1 275	281	11.1	11.0	—	—	27	C164Q224+0-6000***
0.33	28.4	58.0	22.8	32.1	58.0	—	1.2	1 275	421	7.5	14.0	—	—	29	C164Q334+0-6000***
0.47	33.3	58.0	26.9	37.7	58.0	—	1.2	1 275	599	5.4	14.0	5.0	16.0	31	C164Q474+*-6000***
0.56	36.1	58.0	28.9	41.3	58.0	—	1.2	1 275	714	4.5	14.0	4.0	17.0	32	C164Q564+*-6000***
0.60	37.3	58.0	30.0	42.4	58.0	—	1.2	1 275	765	4.3	14.0	3.8	18.0	33	C164Q604+*-6000***

- 备注：1. “+”表示容量偏差，M=±20%,K=±10%,J=±5%；  
 2. “-”表示产品的形状：“0”表示圆形，“A”表示扁形；  
 3. “\*”表示产品引出方式：“0”表示两引线，“1”表示四引线，b=10.0，“2”表示四引线，b=12.7。  
 4. “\*\*\*”表示内部特征码。  
 5. “#”当额定电压为 630Vd.c.时，第 4~5 位为 2J；当额定电压为 1700Vd.c.时，第 4~5 位为 7M。  
 6. “I<sub>max</sub>”测试条件：环境温度 70℃，频率 100kHz，外壳温度达到 85℃下的有效值。  
 7. “ESR”、“L<sub>s</sub>”均为典型值；“ESR”的测试频率为：100kHz；  
 8. “L<sub>s</sub>”的测试要求：引线长度取产品直径“D/2”或厚度“T/2”的长度位置测试。



## ■ 印章

GD C16 104J 700

CD0001

印章说明:

符号	说明	符号	说明	符号	说明
	商标	<b>C16</b>	产品型号	<b>104J</b>	标称电容量及偏差
<b>700</b>	额定电压	<b>CD0001</b>	生产批号		