

25A, 600V - 1000V Glass Passivated Bridge Rectifier

FEATURES

- Glass passivated junction
- Ideal for printed circuit board
- High surge current capability
- UL Recognized File # E-326243
- Compliant to RoHS Directive 2011/65/EU and in accordance to WEEE 2002/96/EC


APPLICATIONS

- Switching mode power supply (SMPS)
- Adapters
- TV
- Monitor

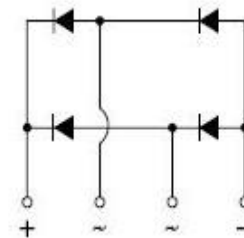
MECHANICAL DATA

- Case: TS-6P
- Molding compound meets UL 94V-0 flammability rating
- Terminal: Matte tin plated leads, solderable per J-STD-002
- Polarity: As marked
- Mounting torque: 0.92 N·m maximum
- Weight: 6.5 g (approximately)

KEY PARAMETERS		
PARAMETER	VALUE	UNIT
I_F	25	A
V_{RRM}	600 - 1000	V
I_{FSM}	350	A
T_{JMAX}	150	°C
Package	TS-6P	
Configuration	Quad	



TS-6P



ABSOLUTE MAXIMUM RATINGS ($T_A = 25^\circ\text{C}$ unless otherwise noted)

PARAMETER	SYMBOL	TS25P 05G-K	TS25P 06G-K	TS25P 07G-K	UNIT
Marking code on the device		TS25P 05G	TS25P 06G	TS25P 07G	
Repetitive peak reverse voltage	V_{RRM}	600	800	1000	V
Reverse voltage, total rms value	$V_{R(RMS)}$	420	560	700	V
Forward current	I_F	25			A
Surge peak forward current, 8.3 ms single half sine-wave superimposed on rated load per diode	I_{FSM}	350			A
Rating of fusing ($t < 8.3\text{ms}$)	I^2t	508			A^2s
Junction temperature	T_J	- 55 to +150			°C
Storage temperature	T_{STG}	- 55 to +150			°C

THERMAL PERFORMANCE

PARAMETER	SYMBOL	TYP.	UNIT
Junction-to-case thermal resistance	$R_{\theta JC}$	1.3	°C/W

Thermal Performance Note: Ideal heat sink

ELECTRICAL SPECIFICATIONS ($T_A = 25^\circ\text{C}$ unless otherwise noted)

PARAMETER	CONDITIONS	SYMBOL	TYP.	MAX.	UNIT
Forward voltage per diode ⁽¹⁾	$I_F = 12.5\text{A}, T_J = 25^\circ\text{C}$	V_F	-	1.1	V
	$I_F = 12.5\text{A}, T_J = 125^\circ\text{C}$		-	1.0	V
Reverse current @ rated V_R per diode ⁽²⁾	$T_A = 25^\circ\text{C}$	I_R	-	10	μA
	$T_A = 125^\circ\text{C}$		-	500	μA
Junction capacitance	1 MHz, $V_R = 4.0\text{V}$	C_J	119	-	pF

Notes:

1. Pulse test with $PW = 0.3\text{ ms}$
2. Pulse test with $PW = 30\text{ ms}$

ORDERING INFORMATION

ORDERING CODE	PACKAGE	PACKING
TS25P05G-K C7	TS-6P	15 / TUBE
TS25P06G-K C7	TS-6P	15 / TUBE
TS25P07G-K C7	TS-6P	15 / TUBE

CHARACTERISTICS CURVES

($T_A = 25^\circ\text{C}$ unless otherwise noted)

Fig.1 Forward Current Derating Curve

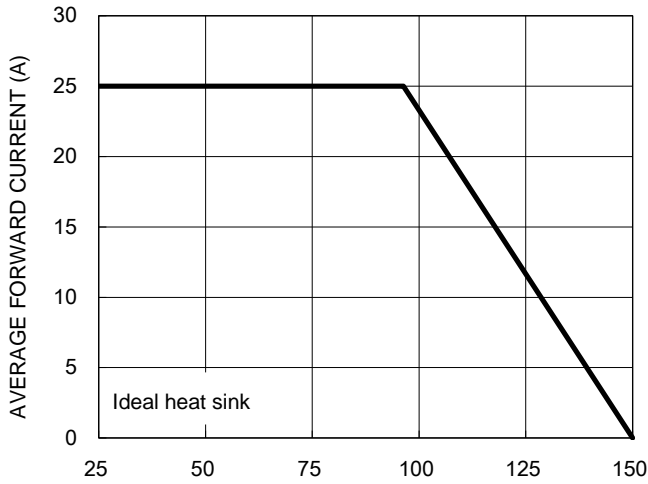


Fig.2 Typical Junction Capacitance

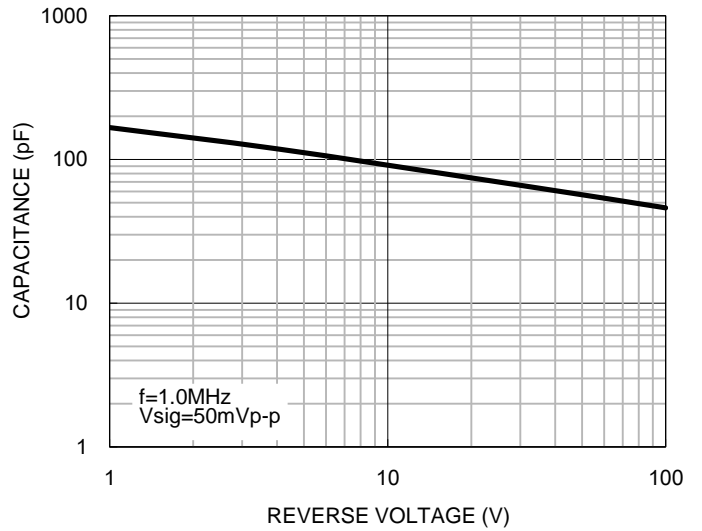


Fig.3 Typical Reverse Characteristics

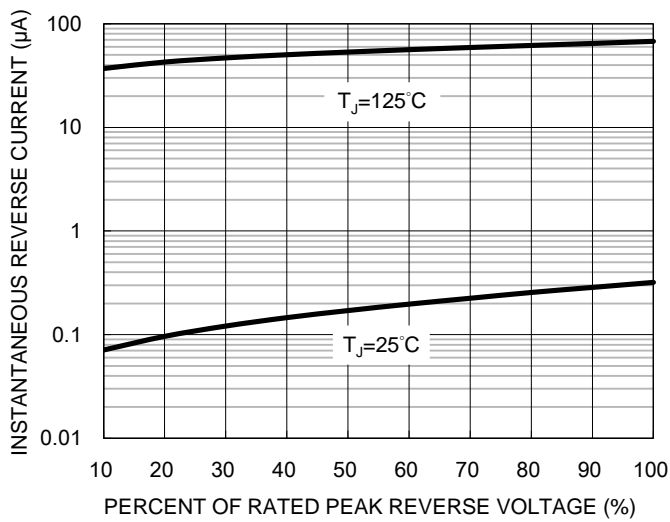
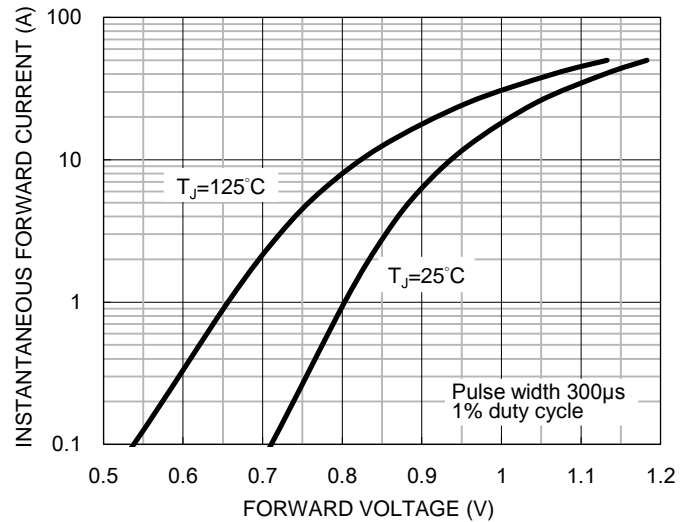
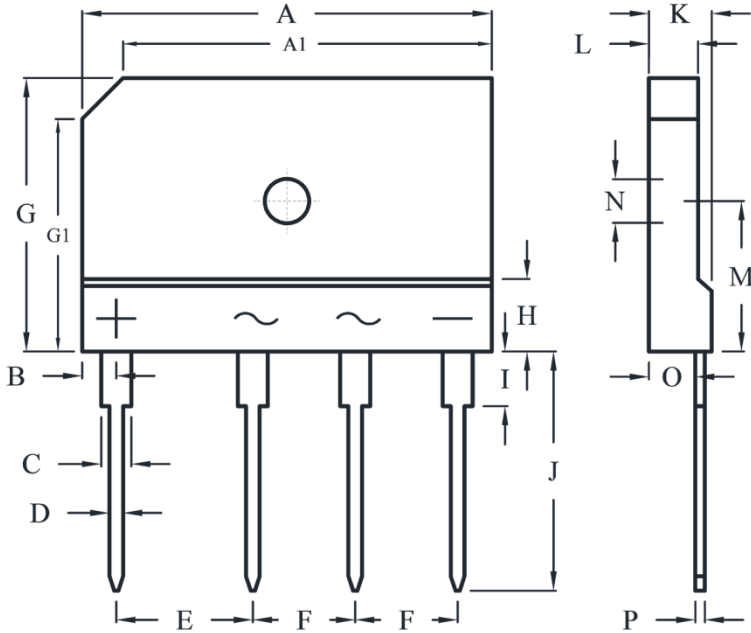


Fig.4 Typical Forward Characteristics



PACKAGE OUTLINE DIMENSIONS

TS-6P



DIM	Unit (mm)		Unit (inch)	
	Min	Max	Min	Max
A	29.70	30.30	1.169	1.193
A1	26.50	27.50	1.043	1.083
B	2.30	2.70	0.091	0.106
C	2.00	2.40	0.079	0.094
D	0.90	1.10	0.035	0.043
E	9.80	10.20	0.386	0.402
F	7.30	7.70	0.287	0.303
G	19.70	20.30	0.776	0.799
G1	16.50	17.50	0.650	0.689
H	4.80	5.80	0.189	0.228
I	3.80	4.20	0.150	0.165
J	17.00	18.00	0.669	0.709
K	4.40	4.80	0.173	0.189
L	3.40	3.80	0.134	0.150
M	10.80	11.20	0.425	0.441
N	3.10	3.40	0.122	0.134
O	3.10	3.70	0.122	0.146
P	0.60	0.80	0.024	0.031

MARKING DIAGRAM



P/N = Marking Code
YWW = Date Code
F = Factory Code

Notice

Specifications of the products displayed herein are subject to change without notice. TSC or anyone on its behalf, assumes no responsibility or liability for any errors or inaccuracies.

Information contained herein is intended to provide a product description only. No license, express or implied, to any intellectual property rights is granted by this document. Except as provided in TSC's terms and conditions of sale for such products, TSC assumes no liability whatsoever, and disclaims any express or implied warranty, relating to sale and/or use of TSC products including liability or warranties relating to fitness for a particular purpose, merchantability, or infringement of any patent, copyright, or other intellectual property right.

The products shown herein are not designed for use in medical, life-saving, or life-sustaining applications. Customers using or selling these products for use in such applications do so at their own risk and agree to fully indemnify TSC for any damages resulting from such improper use or sale.