

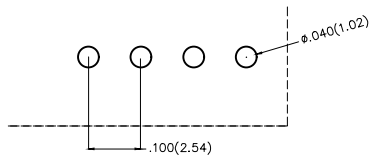
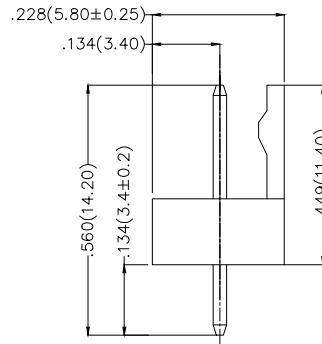
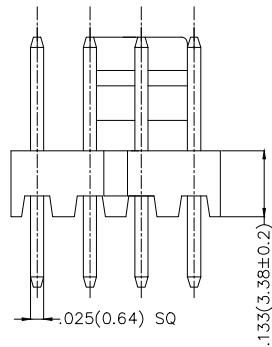
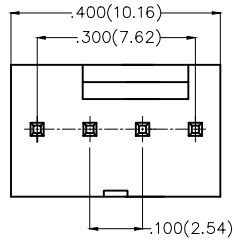
REV	LOCATIONS	DESCRIPTION	DATE	REVISER	APPD

**Electrical**

Current Rating: 3.0A AC(rms)/DC  
Voltage Rating: 250V AC(rms)/DC  
Contact Resistance: 20 mΩ Max  
Insulation Resistance: 1000 MΩ MIN  
Withstanding Voltage: 1000V AC r.m.s  
Temperature Range—Operating: -25°C~+85°C

**Material and Plating**

Housing: PA66( UL 94V-2) White  
Contact Pin: Brass  
Plating: Tin Plated



Recommended P.C.Board Layout

 THIRD ANGLE PROJECTION	GENERAL TOLERANCES (UNLESS SPECIFIED)		APPROVE BY FRANK	DATE 8/JUL/13	PART NO. FWF25410-S04S22W1B	ITEM NO. FWF25410	 Leader Of Industry	
	DESIGN UNITS Inch (metric)	X.±.012(0.30) X.XX±.008(0.20)	X.'±5' .X'±2'	CHECKED BY JACOB	DATE 8/JUL/13	TITLE Wire to Board (Wafer) Pitch 2.54mm 180° Vertical (DIP)		REV 0
SCALE 5:1	SIZE A4	X.XX±.006(0.15) X.XXX±.004(0.10)	.XX'±1' .XXX'±0.5'	DRAWN BY CHERRY	DATE 8/JUL/13	THIS DRAWING CONTAINS INFORMATION THAT IS PROPRIETARY TO TXGA INDUSTRIAL ELECTRONICS(S.Z)CO.,LTD AND SHOULD NOT BE USED WITHOUT WRITTEN PERMISSION		