

REV	LOCATIONS	DESCRIPTION	DATE	REVISER	APPD
1	△	1. Dimensions change 2. Structure optimization	17/MAY/19	KATE	FRANK

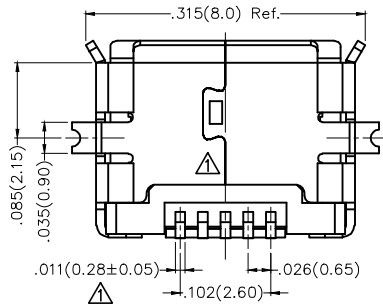
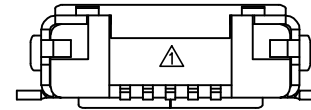
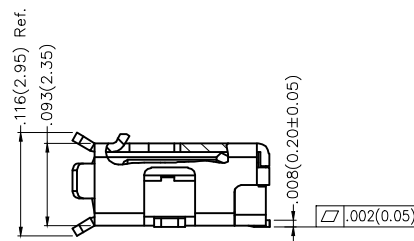
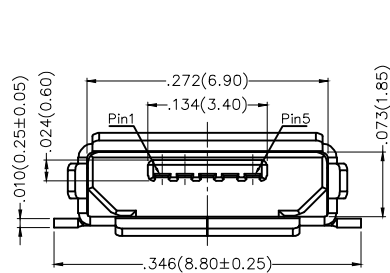
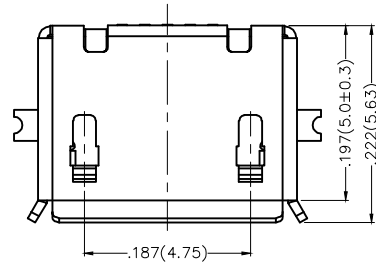
SPECIFICATIONS

Electrical

Current Rating: 1.0A AC(rms)/DC
Voltage Rating: 30V AC(rms)/DC
Contact Resistance(Initial): 50 mΩ Max
Withstanding Voltage: 100V AC r.m.s
Insulation Resistance: 100 MΩ Min
Temperature Range-Operating: -30°C~+80°C

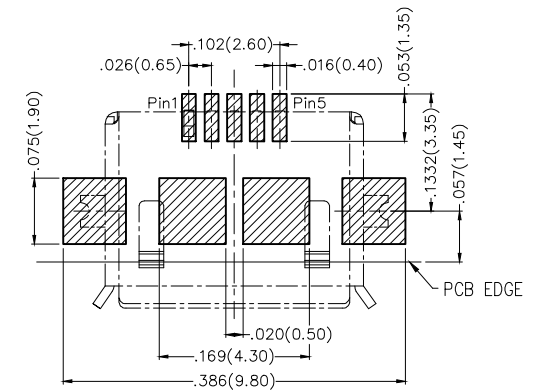
Material

Housing: LCP(UL 94V-0) Black
Contact: Phosphor bronze/ Gold plated
Shell: Copper alloy/ Matte tin plated



Pinassignment:

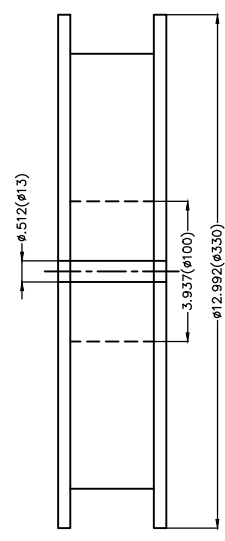
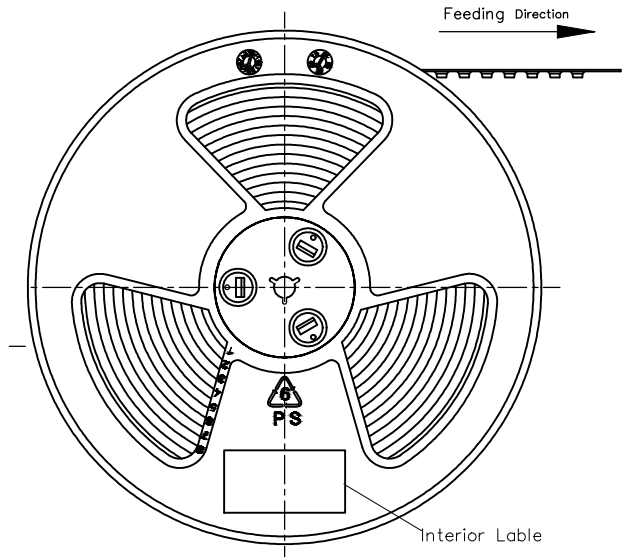
Pins	1	2	3	4	5
Signal name	VBUS	D-	D+	ID	GND



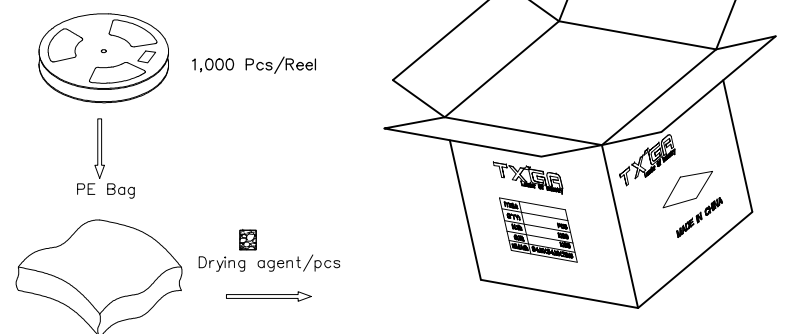
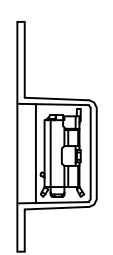
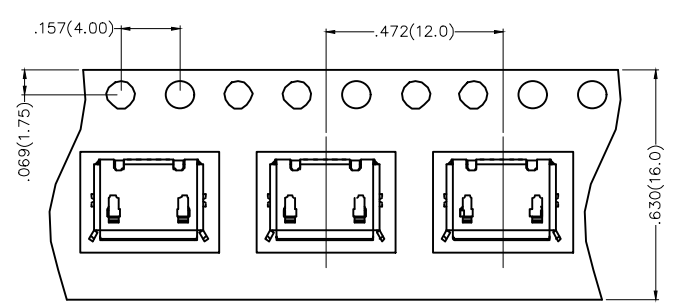

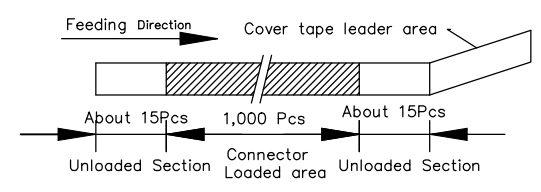
Recommended P.C.Board Layout

<p>THIRD ANGLE PROJECTION</p>	GENERAL TOLERANCES (UNLESS SPECIFIED)		APPROVE BY	DATE	PART NO.	ITEM NO.	<p>Leader Of Industry</p>	
	X.±.012(0.30)	X.'±5'	FRANK	21/JUN/13	FUS405-FSBK6M	FUS405		
	DESIGN UNITS Inch (metric)	X.X±.008(0.20)	X.'±2'	CHECKED BY	DATE	TITLE		REV 1 SHEET NO. 1/2
	SCALE	X.XX±.006(0.15)	.XX'±1'	CHERRY	21/JUN/13	Micro USB (AB Type) 5Circuits 90°Angle Female(SMT)		
SIZE	X.XXX±.004(0.10)	.XXX'±0.5'	DRAWN BY	DATE	THIS DRAWING CONTAINS INFORMATION THAT IS PROPRIETARY TO TXGA INDUSTRIAL ELECTRONICS(S.Z)CO.,LTD AND SHOULD NOT BE USED WITHOUT WRITTEN PERMISSION			
5:1	A4		JACOB	21/JUN/13				

REV	LOCATIONS	DESCRIPTION	DATE	REVISER	APPD



- Note:
1. 10 sprocket hole cumulative tolerance ± 0.2
 2. Carrier camber is within 1.0mm in 250mm
 3. Material: White Conductive polystyrene Alloy 100% recyclable
 4. All dimensions meet EIA-481-3 requirements
 5. Peel off force of cover tape & carrier tape: 20g~130g (0.2N~1.3N)
 6. Component load per 13" reel: 1,000 pcs



 THIRD ANGLE PROJECTION	GENERAL TOLERANCES (UNLESS SPECIFIED)		APPROVE BY	DATE	PART NO.	ITEM NO.	 Leader Of Industry	
	X.±.012(0.30)	X.'±5'	FRANK	21/JUN/13	FUS405-FSBK6M	FUS405		
	DESIGN UNITS Inch (metric)	X.X±.008(0.20)	X.'±2'	CHECKED BY	DATE	TITLE	REV 1	SHEET NO. 2/2
	SCALE	X.XX±.006(0.15)	.XX'±1'	CHERRY	21/JUN/13	Micro USB (AB Type) 5Circuits 90°Angle Female(SMT)	THIS DRAWING CONTAINS INFORMATION THAT IS PROPRIETARY TO TXGA INDUSTRIAL ELECTRONICS(S.Z)CO.,LTD AND SHOULD NOT BE USED WITHOUT WRITTEN PERMISSION	
SIZE	X.XXX±.004(0.10)	.XXX'±0.5'	DRAWN BY	DATE				
5:1	A4		JACOB	21/JUN/13				