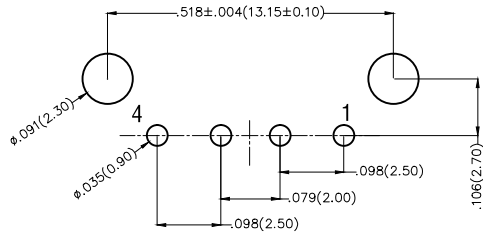
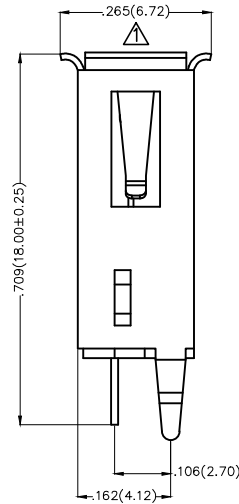
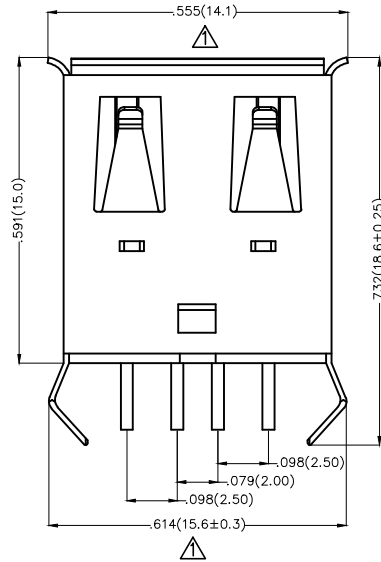
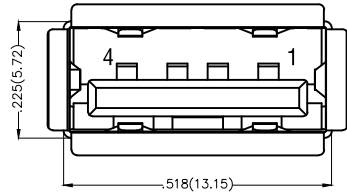


REV	LOCATIONS	DESCRIPTION	DATE	REVISED	APPD
1	△	Dimensions change	24/JAN/19	KATE	ANDY



Recommended P.C.Board Layout

**Electrical**

Current Rating: 1.0A AC(rms)/DC  
Voltage Rating: 30V AC(rms)/DC  
Contact Resistance: 30 mΩ Max  
Insulation Resistance: 1000 MΩ MIN  
Withstanding Voltage: 500V AC r.m.s  
Temperature Range—Operating: -40°C~+85°C

**Material**

Housing: PBT (UL 94V-0) , White  
Terminal: Copper alloy  
Shell: Brass

**Plating**

Terminal: Gold in contact area, tin on tail  
Shell: Nickel plated

**Pinassignment:**

Pins	Signal name
PIN 1	+5V
PIN 2	DATA-
PIN 3	DATA+
PIN 4	-5V

 THIRD ANGLE PROJECTION	GENERAL TOLERANCES (UNLESS SPECIFIED)		APPROVE BY FRANK	DATE 21/JUN/13	PART NO. FUS205-FDSW3K	ITEM NO. FUS205	 Leader Of Industry
	DESIGN UNITS Inch (metric)	X.±.012(0.30) X.X±.008(0.20)	X.±5° .X±2°	CHECKED BY CHERRY	DATE 21/JUN/13	TITLE USB A-type 4Circuits 180°Vertical Female(DIP)	
SCALE 5:1	SIZE A4	X.XX±.006(0.15) X.XXX±.004(0.10)	.XX±1° .XXX±0.5°	DRAWN BY JACOB	DATE 21/JUN/13	THIS DRAWING CONTAINS INFORMATION THAT IS PROPRIETARY TO TXGA INDUSTRIAL ELECTRONICS(S.Z)CO.,LTD AND SHOULD NOT BE USED WITHOUT WRITTEN PERMISSION	