

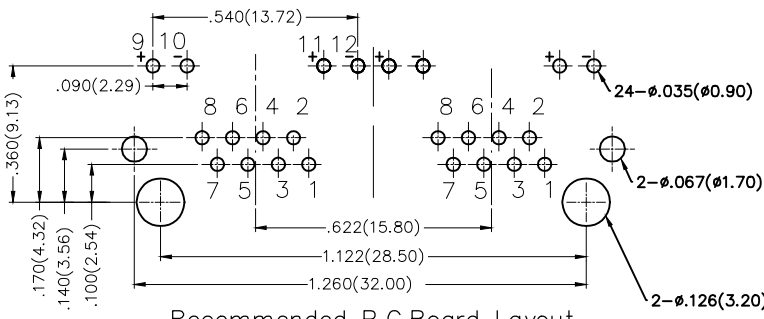
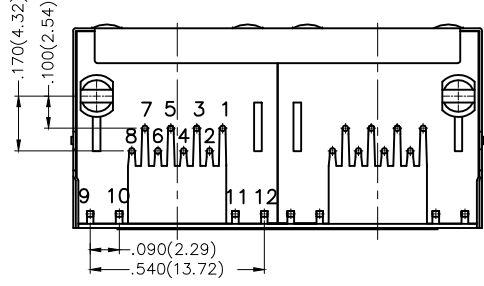
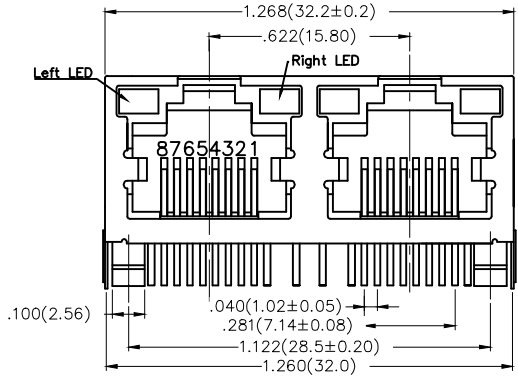
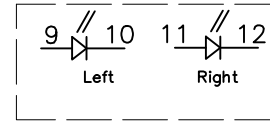
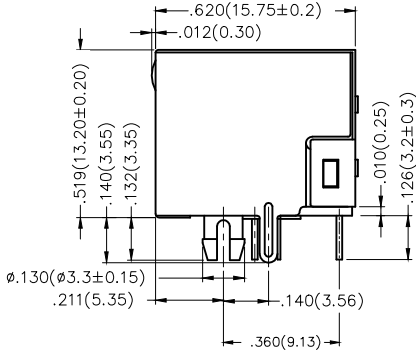
REV	LOCATIONS	DESCRIPTION	DATE	REVISER	APPD
1	△	Part No.: Change FRJ45116 into FRJ45040	31/MAY/18	KATE	ERIC



SPECIFICATIONS

Electrical
 Current Rating: 1.5A AC(rms)/DC
 Voltage Rating: 150V AC(rms)/DC
 Contact Resistance: 30 mΩ Max
 Insulation Resistance: 500 MΩ Min / DC 500V
 Withstanding Voltage: 1000V AC r.m.s
 Operating Temperature: -40°C~+80°C

Material and Plating
 Housing: PA46, 94V-0 ,Black
 Contact: Phosphor Bronze/Gold Plated
 Shell: Copper Alloy/Nickel Plated



Recommended P.C.Board Layout
 Tolerances: ±.002(0.05)

Ordering Information

FRJ45 040 - 2 1 XX K6 K X 2 0 0
 1 2 3 4 5 6 7 8 9

1 Category FRJ45-RJ45 Connector	2 Distinction No. 040	3 Ports options 2-2 Ports	4 Plating 1-Gold Plated	5 Thickness of plating 00-Gold flash 03-3μ" Custom plate available
6 Color-Resin K6-Black	7 Packaging K-Tray	8 LED style 1-L: Yellow R: Green 2-L: Green R: Yellow	9 Contact type 2-Round pin	

THIRD ANGLE PROJECTION	GENERAL TOLERANCES (UNLESS SPECIFIED)		APPROVE BY FRANK	DATE 18/JUN/13	PART NO. △ FRJ45040-21XXK6KX200	ITEM NO. FRJ45040		
	X.X±.012(0.30)	.X'±5'	CHECKED BY KEVIN	DATE 18/JUN/13	TITLE RJ45 Connectors 8P8C 90°Angle			
DESIGN UNITS Inch (metric)	X.XX±.008(0.20)	.X'±2'	DRAWN BY CHERRY	DATE 18/JUN/13	THIS DRAWING CONTAINS INFORMATION THAT IS PROPRIETARY TO TXGA INDUSTRIAL ELECTRONICS(S,Z)CO.,LTD AND SHOULD NOT BE USED WITHOUT WRITTEN PERMISSION		REV 1	SHEET NO. 1/1
SCALE 5:1	X.XXX±.004(0.10)	.XX'±0.5'						

REV	LOCATIONS	DESCRIPTION	DATE	REVISER	APPD
1	△	1. Add the "TXGA" logo 2. Part No.: Change FRJ45116 into FRJ45040	31/MAY/18	KATE	ERIC



SPECIFICATIONS

Electrical

Current Rating: 1.5A AC(rms)/DC
Voltage Rating: 150V AC(rms)/DC
Contact Resistance: 30 mΩ Max
Insulation Resistance: 500 MΩ Min / DC 500V
Withstanding Voltage: 1000V AC r.m.s
Operating Temperature: -40°C~+80°C

Material and Plating

Housing: PA46, 94V-0 ,Black
Contact: Phosphor Bronze/Gold Plated
Shell: Copper Alloy/Nickel Plated

A

A

B

B

C

C

D

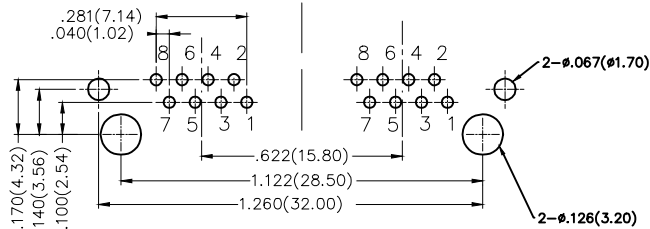
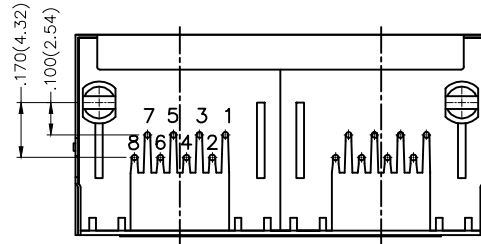
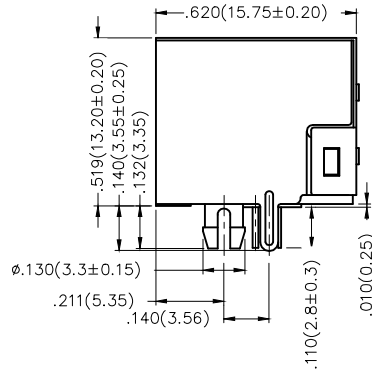
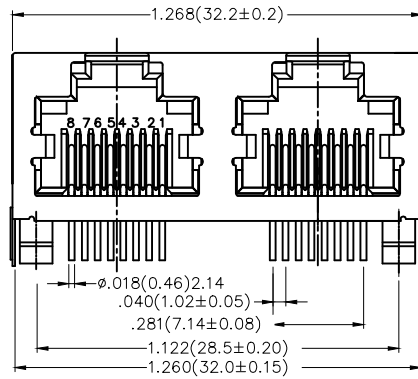
D

E

E

F

F



Recommended P.C.Board Layout

Tolerances: ±.002(0.05)

Ordering Information

FRJ45 040 - 2 1 XX K6 K 0 2 A 0
1 2 3 4 5 6 7 9 10

1 Category FRJ45-RJ45 Connector	2 Distinction No. 040	3 Ports options 2-2 Ports	4 Plating 1-Gold Plated	5 Thickness of plating 00-Gold flash 03-3μ" Custom plate available
6 Color-Resin K6-Black	7 Packaging K-Tray	9 Contact type 2-Round pin	10 distinction type A-Without LED	

 THIRD ANGLE PROJECTION	GENERAL TOLERANCES (UNLESS SPECIFIED)		APPROVE BY FRANK	DATE 18/JUN/13	PART NO. △ FRJ45040-21XXK6K02A0	ITEM NO. FRJ45040	 Leader Of Industry	
	X.±.012(0.30)	X.±5'	CHECKED BY KEVIN	DATE 18/JUN/13	TITLE RJ45 Connectors 8P8C 90°Angle			REV 1
DESIGN UNITS Inch (metric)	X.X±.008(0.20)	.X'±2'	DRAWN BY CHERRY	DATE 18/JUN/13	THIS DRAWING CONTAINS INFORMATION THAT IS PROPRIETARY TO TXGA INDUSTRIAL ELECTRONICS(S,Z)CO.,LTD AND SHOULD NOT BE USED WITHOUT WRITTEN PERMISSION			
SCALE 5:1	SIZE A4	X.XX±.006(0.15)						
		X.XXX±.004(0.10)						

1

2

3

4

5

6

7

8