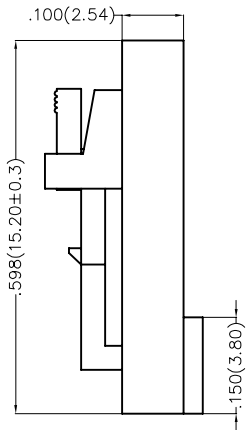
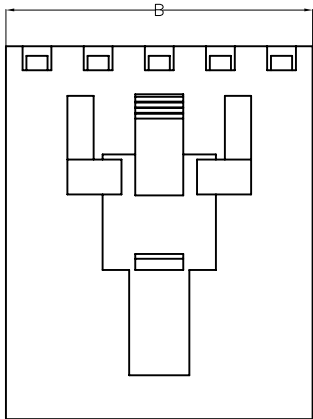
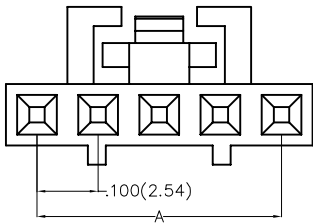


REV	LOCATIONS	DESCRIPTION	DATE	REVISER	APPD

Electrical
 Temperature Range—Operating: -25°C~+85°C
 Material
 Housing: PBT(UL 94V-0)
 Applicable Terminal: FT25402
 Mates With: FWF25404,FWF25405Series



Circuits (n)	Part No.	Dimensions(in./mm)	
		A	B
2	FHG25402-S02M2K6B	.100(2.54)	.200(5.08)
3	FHG25402-S03M2K6B	.200(5.08)	.300(7.62)
4	FHG25402-S04M2K6B	.300(7.62)	.400(10.16)
5	FHG25402-S05M2K6B	.400(10.16)	.500(12.70)
6	FHG25402-S06M2K6B	.500(12.70)	.600(15.24)
7	FHG25402-S07M2K6B	.600(15.24)	.700(17.78)
8	FHG25402-S08M2K6B	.700(17.78)	.800(20.32)
9	FHG25402-S09M2K6B	.800(20.32)	.900(22.86)
10	FHG25402-S10M2K6B	.900(22.86)	1.000(25.40)
11	FHG25402-S11M2K6B	1.000(25.40)	1.100(27.94)
12	FHG25402-S12M2K6B	1.100(27.94)	1.299(32.99)



Ordering Information

FHG 254 02 — S XX M 2 K6 B
 1 2 3 4 5 6 7 8 9

1	Category FHG—Housing	2	Series Number 254—Pitch2.54mm	3	Distinction No. 02	4	Row Option Single Row	5	Circuits XX
6	Entry Type M—Male	7	Material—Resin 2—PBT	8	Color—Resin K6—Black	9	Packaging B—PE Bag		

 THIRD ANGLE PROJECTION	GENERAL TOLERANCES (UNLESS SPECIFIED)		APPROVE BY FRANK	DATE 25/JUN/13	PART NO. FHG25402-SXXM2K6B	ITEM NO. FHG25402	 Leader Of Industry	
	X.±.012(0.30)	X.±5'	CHECKED BY JACOB	DATE 25/JUN/13	TITLE Wire to Board Pitch 2.54mm(Housing)			REV 0
	DESIGN UNITS Inch (metric)	X.X±.008(0.20)	.X'±2'	DRAWN BY CHERRY	DATE 25/JUN/13	THIS DRAWING CONTAINS INFORMATION THAT IS PROPRIETARY TO TXGA INDUSTRIAL ELECTRONICS(S.Z)CO.,LTD AND SHOULD NOT BE USED WITHOUT WRITTEN PERMISSION		
	SCALE 5:1	SIZE A4	X.XXX±.004(0.10)	.XXX'±0.5'				