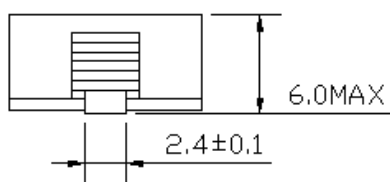
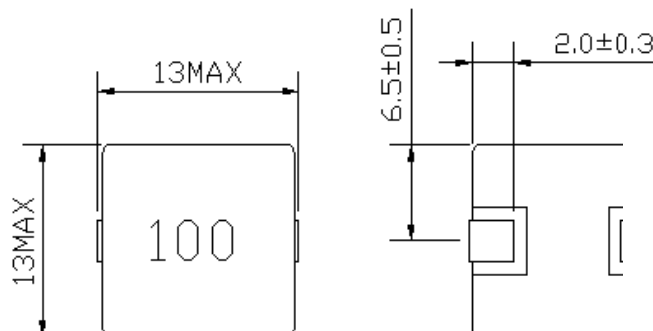
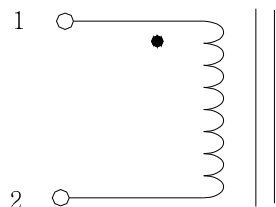


**1.Drawing(UNIT:mm)**

ASSEMBLY


**SCHEMATICS**

**2.ELECTRICAL CHARACTERISTICS @25°C**

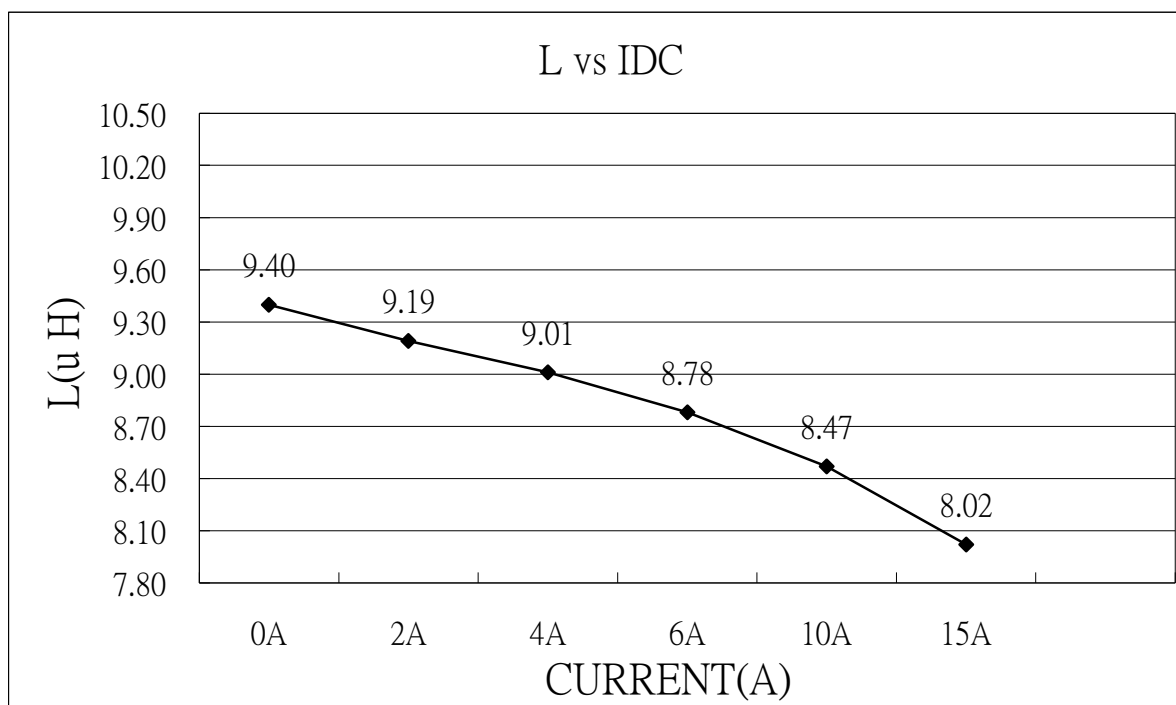
ITEM	SPEC. RANGE	TEST CONDITION	TEST INSTRUMENTS
L(0A)	10.0μH±20%	100KHZ/1V (Mode 1)	DU-6021
L(10A)	L(10A) ≥70%		WK3260B&WK3265B
DCR	13mOHM (MAX)		DU-5010
IR(COIL-CORE)	100MOHM MIN	DC 200V	DU-332
HIPOT(COIL-CORE)	1mA MAX	AC 250V(6S)	DU-332

**3.TEST DATA**

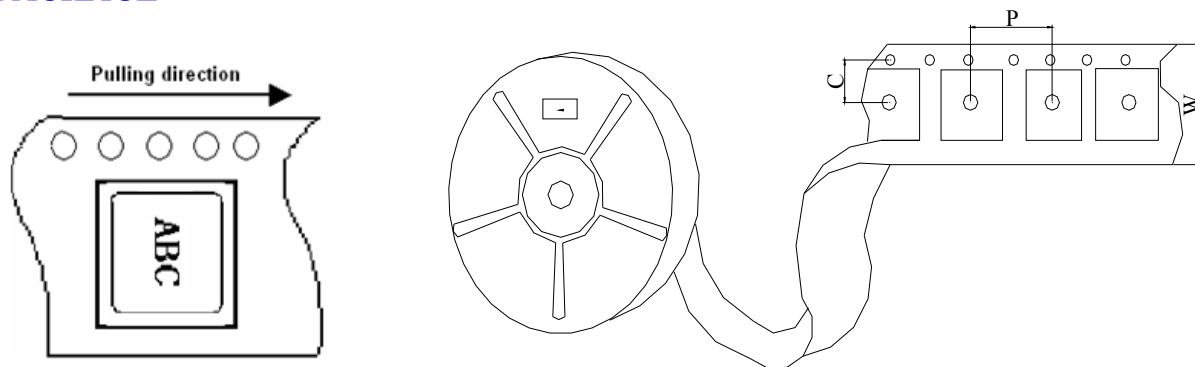
ITEM	L(0A)	L(10A)	温升	DCR	IR(COIL-CORE)	HIPOT (COIL-CORE)
TEST CON.	100KHz/1V				DC 200V	AC 250V(6S)
SPEC	10.0 $\mu$ H $\pm$ 20%	L(10A) $\geq$ 70%	9(A)	13mOHM MAX	100MOHM MIN	1mA MAX
MAX	12			13		1
MIN	8				100	
1	9.0	84.42	65	11.15	OK	OK
2	10.5	79.78	65	11.09	OK	OK
3	10.11	79.89	65	11.12	OK	OK
4	10.6	78.83	65	11.08	OK	OK
5	9.1	84.32	65	11.14	OK	OK
REMARK:						

**4.MATERIAL LIST**

NO.	PART NAME	DESCRIPTION	SUPPLIER	SGS No.
1	I CORE	AT0510P	YZ	
2	E CORE	AB0546-10	YZ	
3	COPPER	0.2*2.4	PRJ.	
4	EPOXY	S-T3	SH	
5	SOLDER	Sn96.5Ag3Ca0.5	JX	
6	Mar King	screen printing ink(white)		

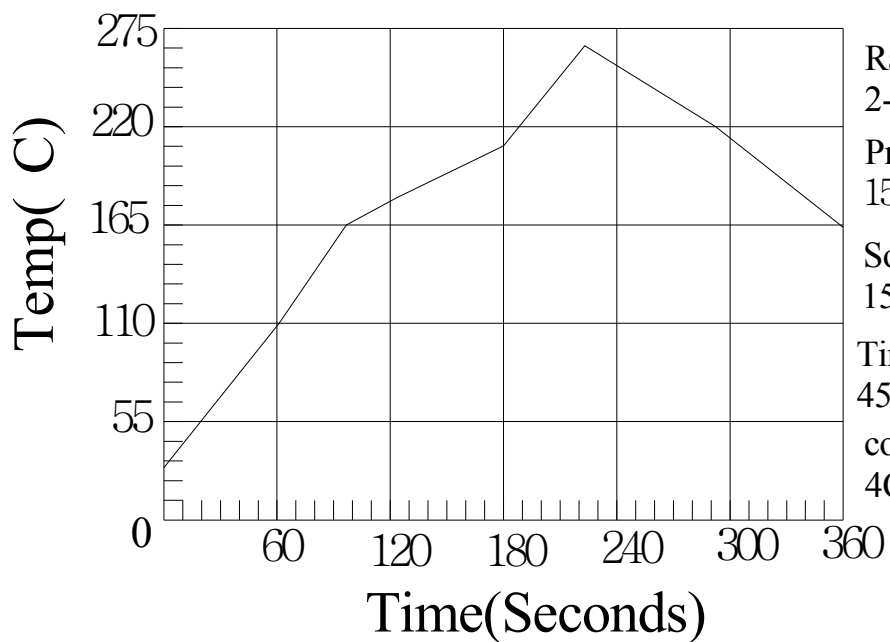
**5. L VS IDC**


## 6.PACKAGE



Carrier Dimensions:    Quantity per Re  
 P=20.0mm  
 C=13.0mm                Reel Size:330m...  
 W=24.0mm

## 7.IR Profile



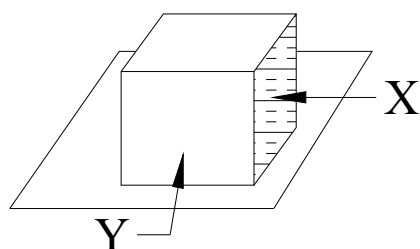
Rate of Rise:  
 2-3C/Sec Max.  
 Pre-Heat:  
 150C/90 Sec Max  
 Soak:  
 150-170C/60-90 Sec  
 Time Above 217C:  
 45-75 Sec  
 cool down:  
 4C Max./Sec

## 8.GENERAL CHARACTERISTICS

Operating Temperature -30 to+100°C (Contain Heating Coil)

Appearance Inspection No external defects by visual inspection

Terminal Strength



After soldering,between copper plane and terminals of coil,push in two directions of X ,Y with standing as below conditions. terminal should not peel off. (refer to figure at left)

HEAT endurance of flow soldering Refer to figure 7(IR Profile)

Insulating resistance Over 100MΩ at 200V D.C.between wire and core.

Dielectric Strength NO dielectric breakdown at 100V D.C. for 1minute between wire and core.

Temperature characteristics Inductance coefficient  $(0\sim 2,000)\times 10^{-6}/^{\circ}\text{C}$   $(-25\sim +80^{\circ}\text{C})$

Humidity characteristics Inductance deviation within $\pm 5\%$ ,after 96 hours in 90~95% relative humidity at  $40\pm 2^{\circ}\text{C}$  and 1 hour drying under normal condition.

Vibration resistance inductance deviation within $\pm 5\%$ ,after vibration for 1 hour. In each of three orientations at sweep vibration

( 10~55~10Hz) with 1.5mm p-p amplitude.