



SCHOTTKY BARRIER RECTIFIERS

Reverse Voltage - 100 V

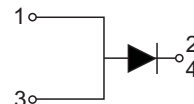

Forward Current - 10 A

FEATURES

- Low power loss,high efficiency
- Low forward voltage drop
- High surge capability
- High temperature soldering guaranteed
- Mounting position: any

TO-251(I-PAK)

TO-252(D-PAK)



MAXIMUM RATINGS AND ELECTRICAL CHARACTERISTICS

Ratings at 25°C ambient temperature unless otherwise specified

PARAMETER	TO-251	SL10100VS	Units
	TO-252	SL10100DS	
Maximum Recurrent Peak Reverse Voltage	V_{RRM}	100	V
Maximum RMS voltage	V_{RMS}	70	V
Maximum DC Blocking Voltage	V_{DC}	100	V
Maximum Average Forward Rectified Current	$I_{F(AV)}$	10	A
Peak Forward Surge Current,8.3ms Single Half Sine-wave Superimposed on Rated Load (JEDEC method)	I_{FSM}	150	A
Typical Junction Capacitance ⁽¹⁾	C_j	620	pF
Typical Thermal Resistance ⁽²⁾	$R_{\theta JC}$	45	°C/W
Operating Junction Temperature Range	T_j	-55 ~ +150	°C
Storage Temperature Range	T_{stg}	-55 ~ +150	°C

(1) Measured at 1 MHz and applied reverse voltage of 4 V D.C

(2) Mounted on infinite heat sink.

MAXIMUM RATINGS AND ELECTRICAL CHARACTERISTICS

Ratings at 25°C ambient temperature unless otherwise specified

PARAMETER	SYMBOL	TEST CONDITIONS	MIN	TYP	MAX	Units
Breakdown voltage per diode	V_{BR}	$I_R=0.5mA$	100	-	-	V
Instantaneous forward voltage per diode	V_F	$I_F=2A$ $I_F=5A$ $T_J=25^\circ C$ $I_F=10A$	-	0.43 0.49 0.60	- 0.65	V
		$I_F=2A$ $I_F=5A$ $T_J=125^\circ C$ $I_F=10A$	- -	0.38 0.45 0.58	- -	
Reverse current per diode	I_R	$V_R=70V$	-	5	-	uA
		$V_R=100V$ $T_J=25^\circ C$ $T_J=125^\circ C$	-	- 5.5	50 -	uA mA



Fig.1 TYPICAL FORWARD CURRENT DERATING CURVE

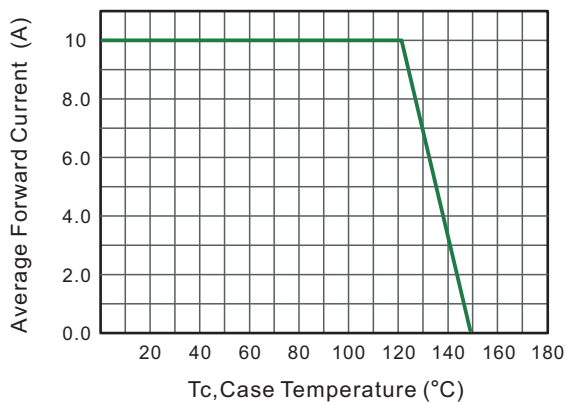


Fig.2 Typical Reverse Characteristics

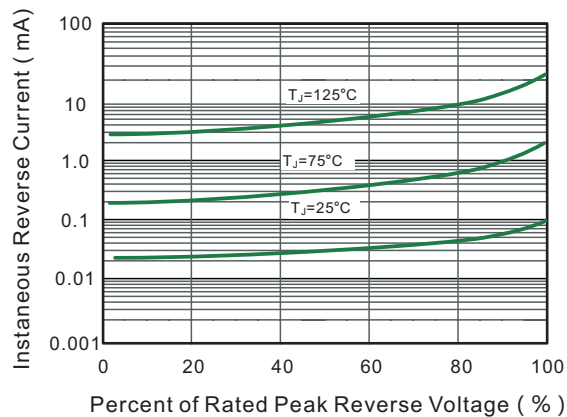


Fig.3 Typical Forward Characteristic

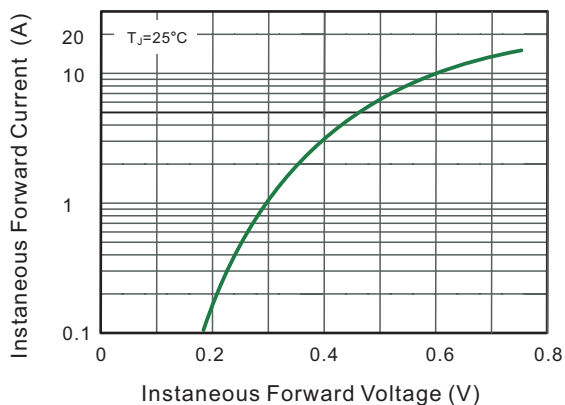


Fig.4 Typical Junction Capacitance

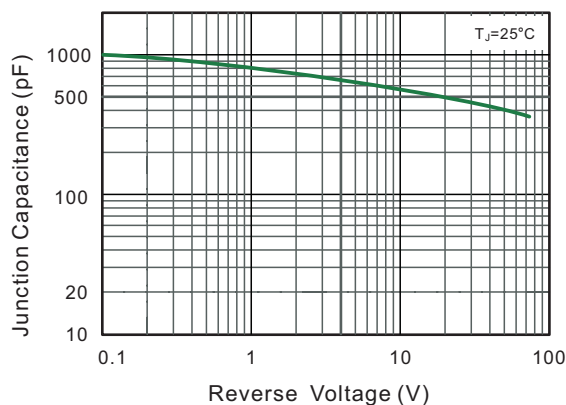


Fig.5 Maximum Non-Repetitive Peak Forward Surge Current

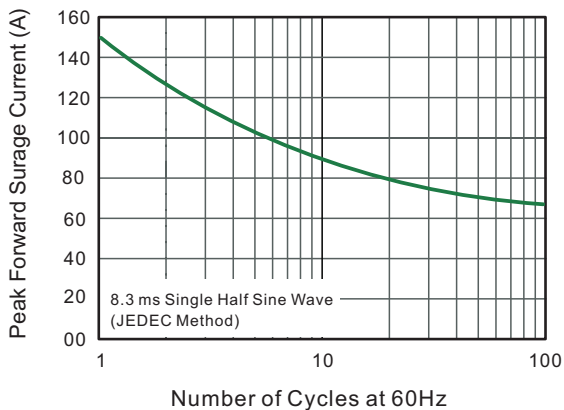
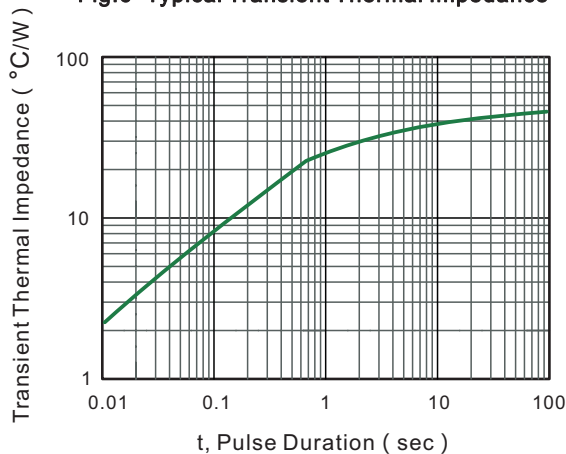
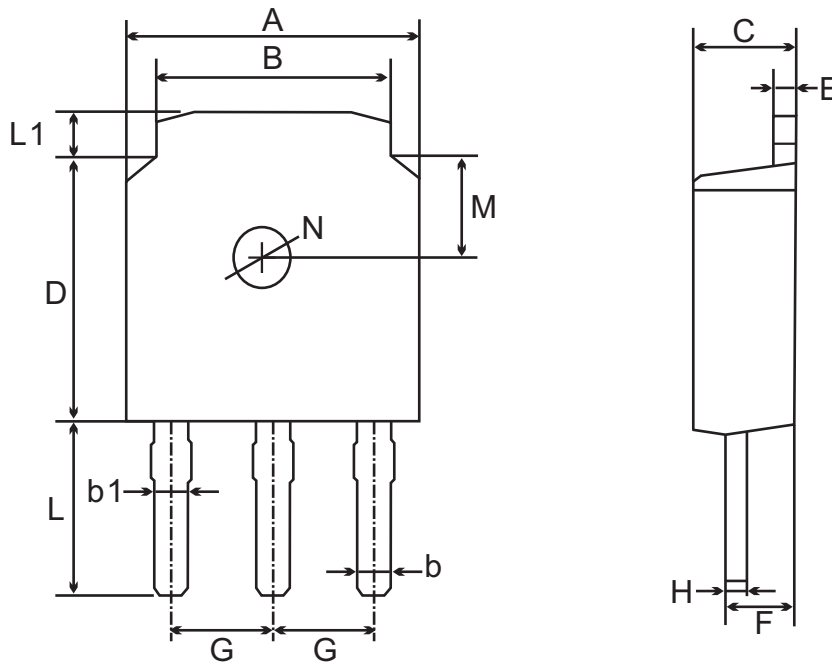


Fig.6- Typical Transient Thermal Impedance





TO-251(D-PAK) Package Outline Dimensions



TO-251(I-PAK) mechanical data

UNIT		A	B	b	b1	C	D	E	F	G	H	L	L1	M	N
mm	max	6.7	5.5	0.8	0.9	2.5	6.3	0.6	1.8	2.29 TYPICAL	0.55	4.3	1.2	1.8 TYPICAL	1.3 TYPICAL
	min	6.3	5.1	0.3	0.76	2.1	5.9	0.4	1.3		0.45	3.9	0.8		
mil	max	264	217	31	35	98	248	24	71	90 TYPICAL	22	169	47	71 TYPICAL	51 TYPICAL
	min	248	201	12	30	83	232	16	51		18	154	31		

Important Notice and Disclaimer

Jingdao Microelectronics reserves the right to make changes to this document and its products and specifications at any time without notice. Customers should obtain and confirm the latest product information and specifications before final design, purchase or use.

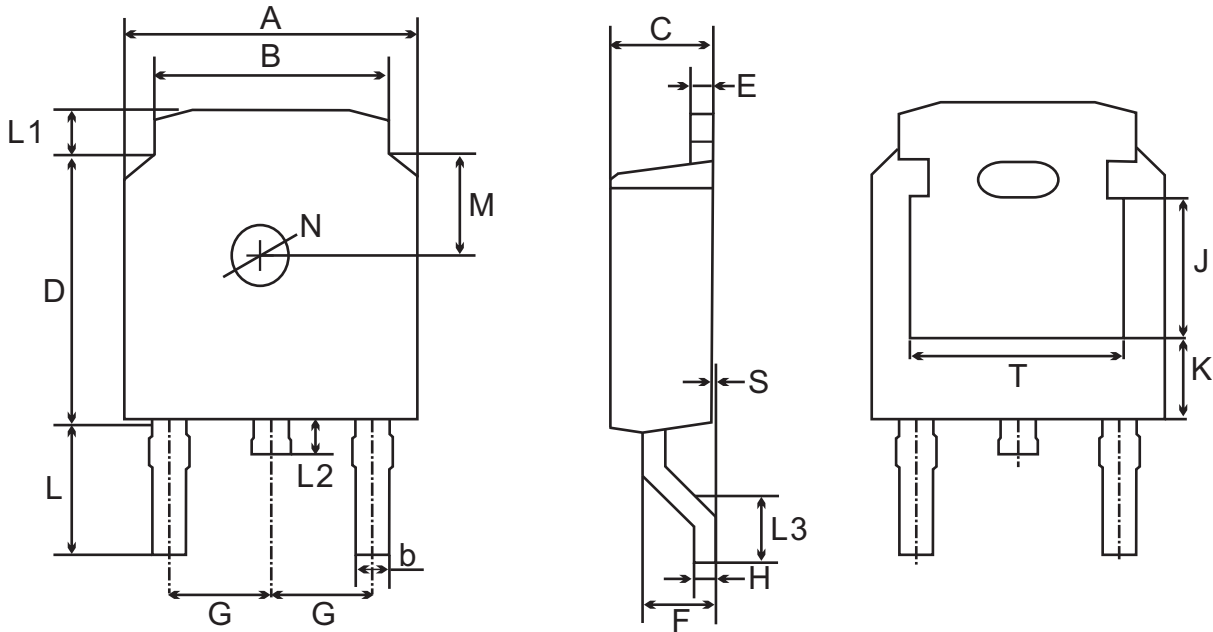
Jingdao Microelectronics makes no warranty, representation or guarantee regarding the suitability of its products for any particular purpose, nor does Jingdao Microelectronics assume any liability for application assistance or customer product design. Jingdao Microelectronics does not warrant or accept any liability with products which are purchased or used for any unintended or unauthorized application.

No license is granted by implication or otherwise under any intellectual property rights of Jingdao Microelectronics.

Jingdao Microelectronics products are not authorized for use as critical components in life support devices or systems without express written approval of Jingdao Microelectronics.



TO-252(D-PAK) Package Outline Dimensions



TO-252(D-PAK) mechanical data

UNIT		A	B	b	C	D	E	F	G	H	L	L1	L2	L3	S	M	N	J	K	T
mm	max	6.7	5.5	0.8	2.5	6.3	0.6	1.8	2.29 TYPICAL	0.55	3.1	1.2	1.0	1.75	0.1	1.8 TYPICAL	1.3 TYPICAL	3.16	1.80	4.83
	min	6.3	5.1	0.3	2.1	5.9	0.4	1.3		0.45	2.7	0.8	0.6	1.40	0.0			ref.	ref.	ref.
mil	max	264	217	31	98	248	24	71	90 TYPICAL	22	122	47	39	69	4	71 TYPICAL	51 TYPICAL	124	71	190
	min	248	201	12	83	232	16	51		18	106	31	24	55	0			ref.	ref.	ref.

Important Notice and Disclaimer

Jingdao Microelectronics reserves the right to make changes to this document and its products and specifications at any time without notice. Customers should obtain and confirm the latest product information and specifications before final design, purchase or use.

Jingdao Microelectronics makes no warranty, representation or guarantee regarding the suitability of its products for any particular purpose, not does Jingdao Microelectronics assume any liability for application assistance or customer product design. Jingdao Microelectronics does not warrant or accept any liability with products which are purchased or used for any unintended or unauthorized application.

No license is granted by implication or otherwise under any intellectual property rights of Jingdao Microelectronics.

Jingdao Microelectronics products are not authorized for use as critical components in life support devices or systems without express written approval of Jingdao Microelectronics.