

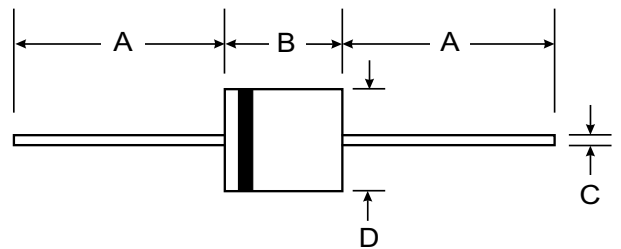
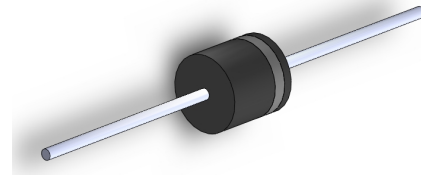
VOLTAGE RANGE: 50 - 1000V
CURRENT: 6.0 A

Features

- Diffused Junction
- Low Forward Voltage Drop
- High Current Capability
- High Reliability
- High Surge Current Capability

Mechanical Data

- Case: R-6 Molded Plastic
- Terminals: Axial Leads, Solderable per MIL-STD-202, Method 208
- Polarity: Color Band Indicates Cathode
- Approx. Weight: 1.7 grams
- Mounting Position: Any



R-6		
Dim	Min	Max
A	25.4	—
B	8.6	9.1
C	1.2	1.3
All Dimensions in mm		

Maximum Ratings and Electrical Characteristics $T_A = 25^\circ\text{C}$ unless otherwise specified

Single phase, half wave, 60Hz, resistive or inductive load. For capacitive load, derate current by 20%.

Characteristic	Symbol	P600A	P600B	P600D	P600G	P600J	P600K	P600M	Unit
Peak Repetitive Reverse Voltage Working Peak Reverse Voltage DC Blocking Voltage	V_{RRM} V_{RWV} V_R	50	100	200	400	600	800	1000	V
RMS Reverse Voltage	$V_{R(RMS)}$	35	70	140	280	420	560	700	V
Average Rectified Output Current (Note 1) $@T_A = 60^\circ\text{C}$	I_O	6.0							A
Non-Repetitive Peak Forward Surge Current 8.3ms Single half sine-wave superimposed on rated load (JEDEC Method)	I_{FSM}	400							A
Forward Voltage $@I_F = 6.0\text{A}$	V_{FM}	1.0							V
Peak Reverse Current $@T_A = 25^\circ\text{C}$ At Rated DC Blocking Voltage $@T_A = 100^\circ\text{C}$	I_{RM}	5.0 1.0							μA mA
Typical Junction Capacitance (Note 2)	C_j	150							pF
Typical Thermal Resistance Junction to Ambient (Note 1)	$R_{\theta JA}$	20							K/W
Operating Temperature Range	T_j	-50 to +150							$^\circ\text{C}$
Storage Temperature Range	T_{STG}	-50 to +150							$^\circ\text{C}$

Note: 1. Leads maintained at ambient temperature at a distance of 9.5mm from the case
 2. Measured at 1.0 MHz and applied reverse voltage of 4.0V D.C.

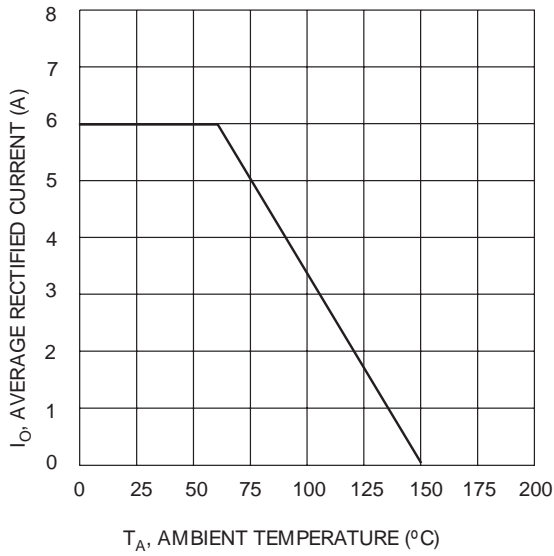


Fig. 1 Forward Current Derating Curve

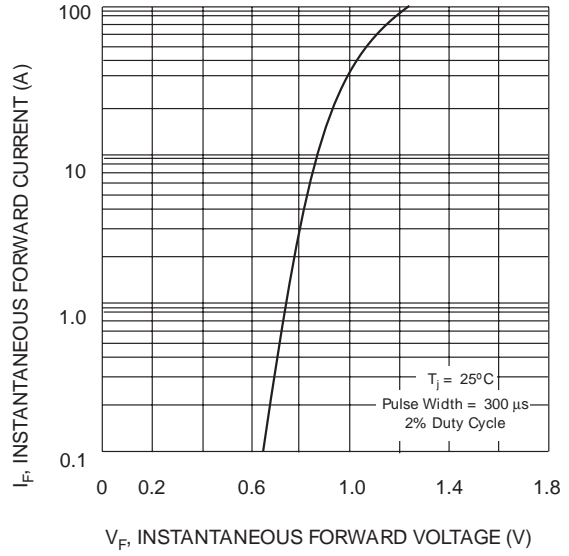


Fig. 2, Typical Forward Characteristics

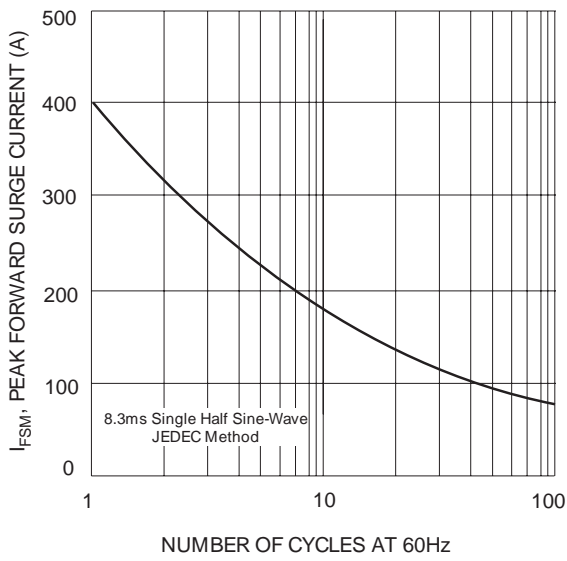


Fig. 3 Maximum Non-Repetitive Peak Forward Surge Current

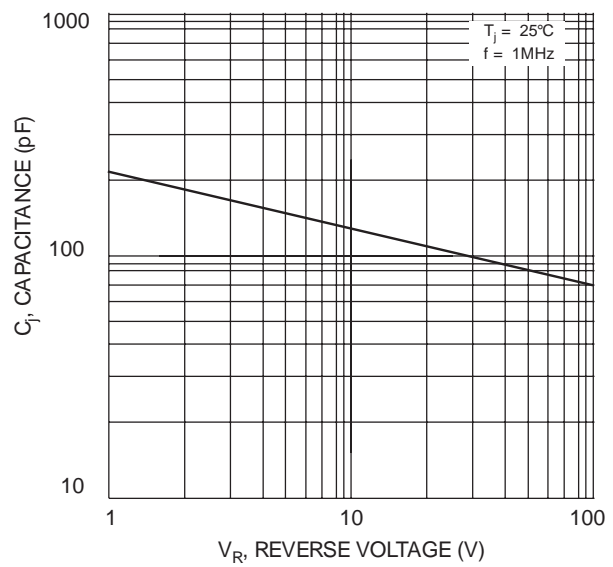


Fig. 4 Typical Junction Capacitance