



SS1060VHEWS

SURFACE MOUNT SCHOTTKY BARRIER RECTIFIER

VOLTAGE 60 Volt **CURRENT** 1 Ampere

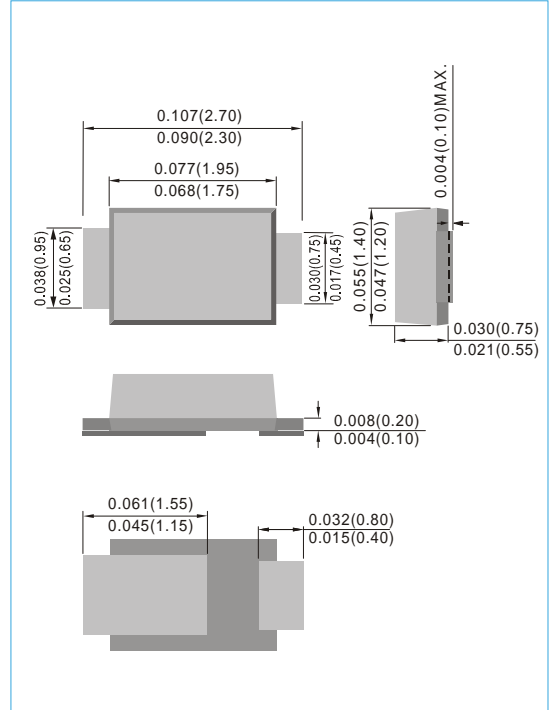
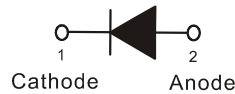
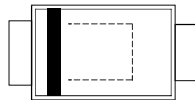
SOD-323HE Unit : inch(mm)

FEATURES

- SOD-323HE low profile package
- Low forward voltage drop, low reverse current
- High Efficiency
- Lead free in compliance with EU RoHS 2011/65/EU directive
- Green molding compound as per IEC61249 Std. . (Halogen Free)

MECHANICAL DATA

- Case: SOD-323HE, Plastic
- Terminals: Solderable per MIL-STD-750, Method 2026
- Weight: 0.0002 ounces, 0.005 grams
- Marking: E6



ABSOLUTE MAXIMUM RATINGS (T_A=25°C unless otherwise noted)

PARAMETER	SYMBOL	VALUE	UNITS
Maximum Recurrent Peak Reverse Voltage	V _{RRM}	60	V
Maximum RMS Voltage	V _{RMS}	42	V
Maximum DC Blocking Voltage	V _R	60	V
Maximum Average Forward Current	I _O	1	A
Peak Forward Surge Current: 8.3ms single half sine-wave superimposed on rated load	I _{FSM}	22	A
Typical Thermal Resistance, Junction to Ambient (Note 1) Junction to Lead (Note 2)	R _{θJA} R _{θJL}	135 19	°C/W
Operating Junction Temperature and Storage Temperature Range	T _J , T _{STG}	-55 to +150	°C

NOTES:

1. Mounted on 1cm² pad layout.
2. Mounted on 50cm² copper pad area.



SS1060VHEWS

ELECTRICAL CHARACTERISTICS (T_A=25°C unless otherwise noted)

PARAMETER	SYMBOL	TEST CONDITIONS	MIN.	TYP.	MAX.	UNITS
Breakdown voltage	V _{BR}	I _R =100μA T _A =25°C	60	-	-	V
Instantaneous forward voltage	V _F	I _F =0.1A T _A =25°C	-	0.34	0.45	V
		I _F =0.7A T _A =25°C	-	0.49	0.58	
		I _F =1.0A T _A =25°C	-	0.55	0.60	
		I _F =0.1A T _A =125°C	-	0.21	-	V
I _F =0.7A T _A =125°C	-	0.45	-			
I _F =1.0A T _A =125°C	-	0.53	-			
Reverse current	I _R	V _R =48V T _A =25°C	-	5.1	-	μA
		V _R =60V T _A =25°C T _A =125°C	- -	- 10	100 -	μA mA
Typical Junction capacitance	C _J	V _R =0V , f=1MHz	-	136	-	pF



SS1060VHEWS

RATING AND CHARACTERISTIC CURVES

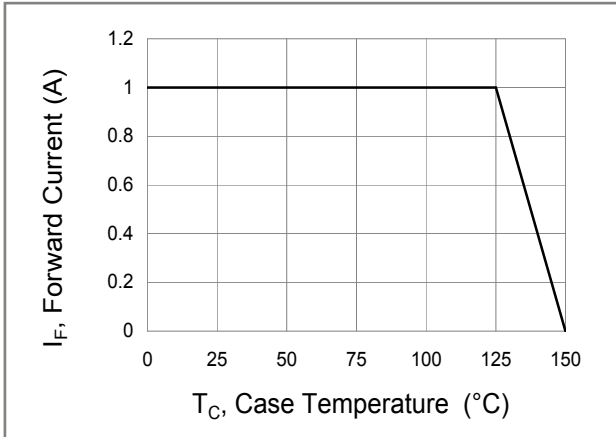


Fig.1 Forward Current Derating Curve

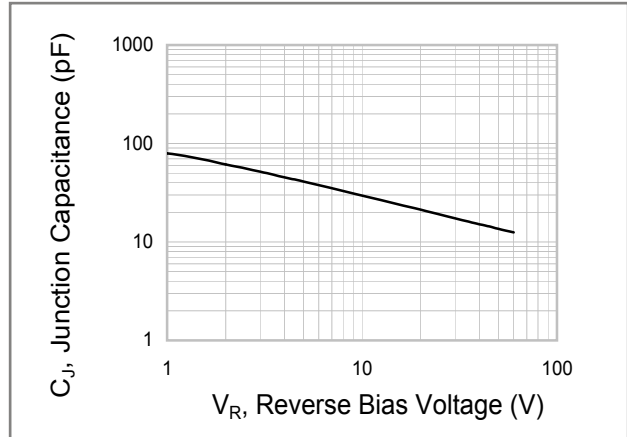


Fig.2 Typical Junction Capacitance

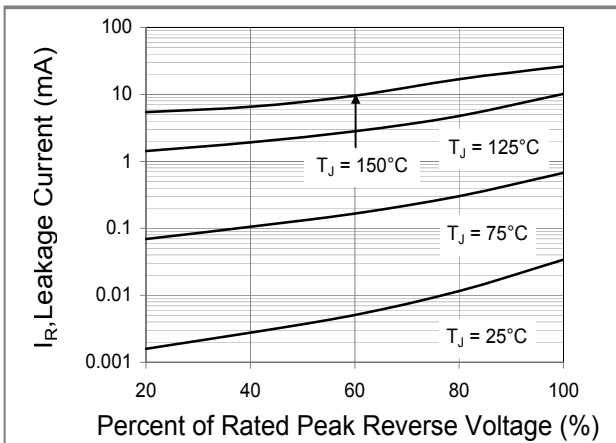


Fig.3 Typical Reverse Characteristics

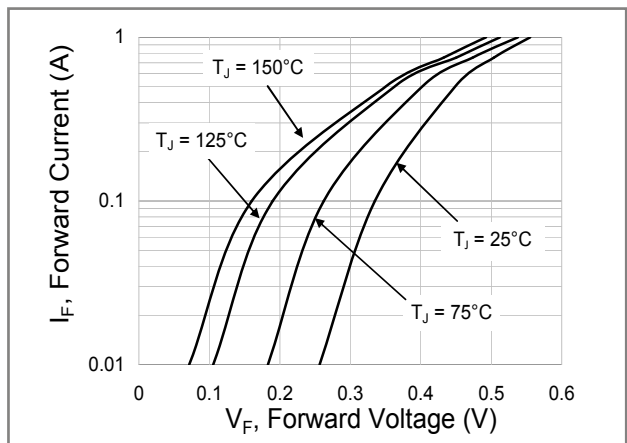


Fig.4 Typical Forward Characteristics

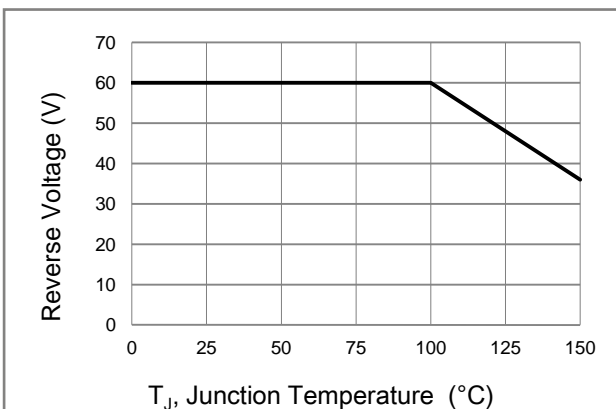


Fig.5 Operating Temperature Derating Curve

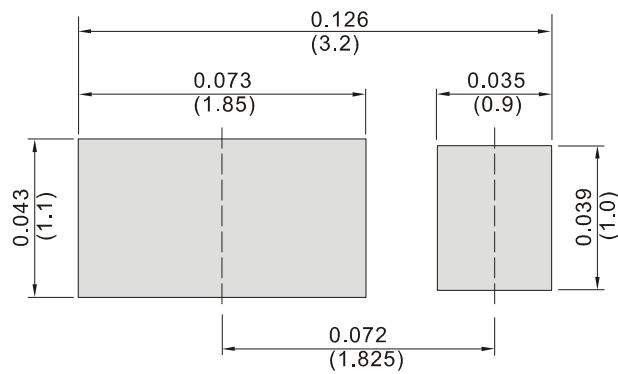


SS1060VHEWS

MOUNTING PAD LAYOUT

SOD-323HE

Unit : inch(mm)



ORDER INFORMATION

- Packing information
T/R - 12K per 13" plastic Reel
T/R - 5K per 7" plastic Reel



SS1060VHEWS

Part No_packing code_Version

SS1060VHEWS_R1_00001

SS1060VHEWS_R2_00001

For example :

RB500V-40_R2_00001



Packing Code XX				Version Code XXXXX		
Packing type	1 st Code	Packing size code	2 nd Code	HF or RoHS	1 st Code	2 nd ~5 th Code
Tape and Ammunition Box (T/B)	A	N/A	0	HF	0	serial number
Tape and Reel (T/R)	R	7"	1	RoHS	1	serial number
Bulk Packing (B/P)	B	13"	2			
Tube Packing (T/P)	T	26mm	X			
Tape and Reel (Right Oriented) (TRR)	S	52mm	Y			
Tape and Reel (Left Oriented) (TRL)	L	PANASERT T/B CATHODE UP (PBCU)	U			
FORMING	F	PANASERT T/B CATHODE DOWN (PBCD)	D			



SS1060VHEWS

Disclaimer

- Reproducing and modifying information of the document is prohibited without permission from Panjit International Inc..
- Panjit International Inc. reserves the rights to make changes of the content herein the document anytime without notification. Please refer to our website for the latest document.
- Panjit International Inc. disclaims any and all liability arising out of the application or use of any product including damages incidentally and consequentially occurred.
- Panjit International Inc. does not assume any and all implied warranties, including warranties of fitness for particular purpose, non-infringement and merchantability.
- Applications shown on the herein document are examples of standard use and operation. Customers are responsible in comprehending the suitable use in particular applications. Panjit International Inc. makes no representation or warranty that such applications will be suitable for the specified use without further testing or modification.
- The products shown herein are not designed and authorized for equipments requiring high level of reliability or relating to human life and for any applications concerning life-saving or life-sustaining, such as medical instruments, transportation equipment, aerospace machinery et cetera. Customers using or selling these products for use in such applications do so at their own risk and agree to fully indemnify Panjit International Inc. for any damages resulting from such improper use or sale.
- Since Panjit uses lot number as the tracking base, please provide the lot number for tracking when complaining.