



# MMSZ5221B~MMSZ5262B

## SURFACE MOUNT SILICON ZENER DIODES

**VOLTAGE** 2.4 to 51 Volt    **POWER** 500 mWatt

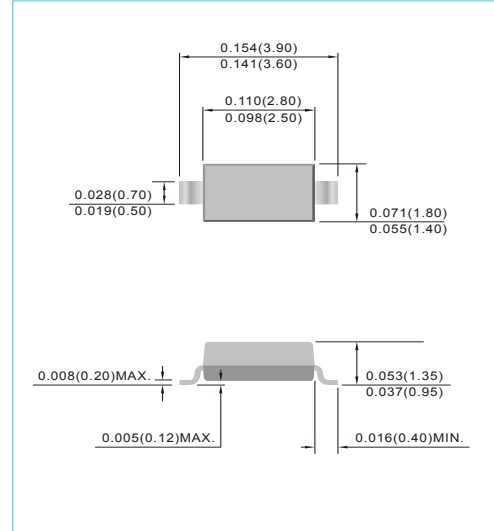
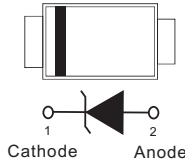
**SOD-123**    Unit : inch(mm)

### FEATURES

- Planar Die construction
- 500mW Power Dissipation
- Ideally Suited for Automated Assembly Processes
- Lead free in compliance with EU RoHS 2.0
- Green molding compound as per IEC 61249 standard

### MECHANICAL DATA

- Case: SOD-123, Molded Plastic
- Terminals: Solderable per MIL-STD-750, Method 2026
- Approx. Weight: 0.0003 ounce, 0.0103 gram



## MAXIMUM RATINGS AND ELECTRICAL CHARACTERISTICS

Parameter	Symbol	Value	Units
Total Power Dissipation (Notes A)	P <sub>D</sub>	500	mW
Typical Thermal Resistance (Notes B) (Notes A)	R <sub>θJA</sub>	430 325	°C/W
Operating Junction and Storage Temperature Range	T <sub>J</sub>	-55 to +150	°C

NOTES : A. Mounted on 100cm<sup>2</sup>(1mm thick) copper areas.

B. Mounted on a FR4 PCB, single-sided copper, mini pad.



## MMSZ5221B~MMSZ5262B

Part Number	Nominal Zener Voltage			Max. Zener Impedance				Max Reverse Leakage Current		Marking Code
	V <sub>Z</sub> @ I <sub>ZT</sub>			Z <sub>ZT</sub> @ I <sub>ZT</sub>		Z <sub>ZK</sub> @ I <sub>ZK</sub>		I <sub>R</sub> @ V <sub>R</sub>		
	Nom. V	Min. V	Max. V	Ω	mA	Ω	mA	μA	V	
MMSZ5221B	2.4	2.28	2.52	30	20	1200	0.25	100	1	C1
MMSZ5222B	2.5	2.38	2.63	30	20	1250	0.25	100	1	C2
MMSZ5223B	2.7	2.57	2.84	30	20	1300	0.25	75	1	C3
MMSZ5224B	2.8	2.66	2.94	30	20	1400	0.25	75	1	C4
MMSZ5225B	3	2.85	3.15	30	20	1600	0.25	50	1	C5
MMSZ5226B	3.3	3.14	3.47	28	20	1600	0.25	25	1	D1
MMSZ5227B	3.6	3.42	3.78	24	20	1700	0.25	15	1	D2
MMSZ5228B	3.9	3.71	4.1	23	20	1900	0.25	10	1	D3
MMSZ5229B	4.3	4.09	4.52	22	20	2000	0.25	5	1	D4
MMSZ5230B	4.7	4.47	4.94	19	20	1900	0.25	5	2	D5
MMSZ5231B	5.1	4.85	5.36	17	20	1600	0.25	5	2	E1
MMSZ5232B	5.6	5.32	5.88	11	20	1600	0.25	5	3	E2
MMSZ5233B	6.0	5.70	6.30	7	20	1600	0.25	5	3.5	E3
MMSZ5234B	6.2	5.89	6.51	7	20	1000	0.25	5	4	E4
MMSZ5235B	6.8	6.46	7.14	5	20	750	0.25	3	5	E5
MMSZ5236B	7.5	7.13	7.88	6	20	500	0.25	3	6	F1
MMSZ5237B	8.2	7.79	8.61	8	20	500	0.25	3	6	F2
MMSZ5238B	8.7	8.27	9.14	8	20	600	0.25	3	6.5	F3
MMSZ5239B	9.1	8.65	9.56	10	20	600	0.25	3	6.5	F4
MMSZ5240B	10	9.5	10.5	17	20	600	0.25	3	8	F5
MMSZ5241B	11	10.45	11.55	22	20	600	0.25	2	8.4	H1
MMSZ5242B	12	11.4	12.6	30	20	600	0.25	1	9.1	H2
MMSZ5243B	13	12.35	13.65	13	9.5	600	0.25	0.5	9.9	H3
MMSZ5244B	14	13.3	14.7	15	9	600	0.25	0.1	10.5	H4
MMSZ5245B	15	14.25	15.75	16	8.5	600	0.25	0.1	11	H5
MMSZ5246B	16	15.2	16.8	17	7.8	600	0.25	0.1	12	J1
MMSZ5247B	17	16.15	17.85	19	7.5	600	0.25	0.1	13	J2
MMSZ5248B	18	17.1	18.9	21	7	600	0.25	0.1	14	J3
MMSZ5249B	19	18.05	19.95	23	6.6	600	0.25	0.1	14	J4
MMSZ5250B	20	19	21	25	6.2	600	0.25	0.1	15	J5
MMSZ5251B	22	20.9	23.1	29	5.6	600	0.25	0.1	17	K1
MMSZ5252B	24	22.8	25.2	33	5.2	600	0.25	0.1	18	K2
MMSZ5253B	25	23.75	26.25	35	5.0	600	0.25	0.1	19	K3
MMSZ5254B	27	25.65	28.35	41	5	600	0.25	0.1	21	K4
MMSZ5255B	28	26.6	29.4	44	4.5	600	0.25	0.1	21	K5
MMSZ5256B	30	28.5	31.5	49	4.2	600	0.25	0.1	23	M1
MMSZ5257B	33	31.35	34.65	58	3.8	700	0.25	0.1	25	M2
MMSZ5258B	36	34.2	37.8	70	3.4	700	0.25	0.1	27	M3
MMSZ5259B	39	37.05	40.95	80	3.2	800	0.25	0.1	30	M4
MMSZ5260B	43	40.85	45.15	93	3	900	0.25	0.1	33	M5
MMSZ5261B	47	44.65	49.35	105	2.7	1000	0.25	0.1	36	N1
MMSZ5262B	51	48.45	53.55	125	2.5	1100	0.25	0.1	39	N2



# MMSZ5221B~MMSZ5262B

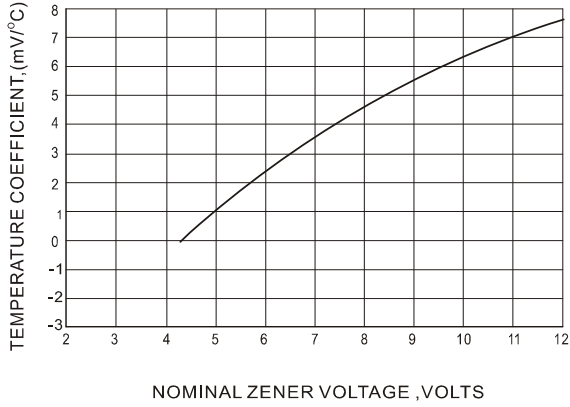


Fig.1 TEMPERATURE COEFFICIENTS

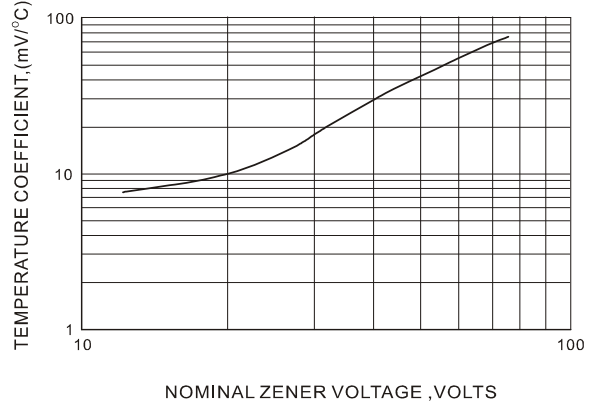


Fig.2 TEMPERATURE COEFFICIENTS

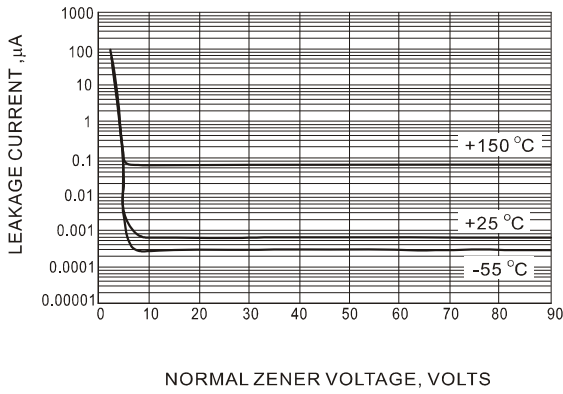


Fig.3 TYPICAL LEAKAGE CURRENT

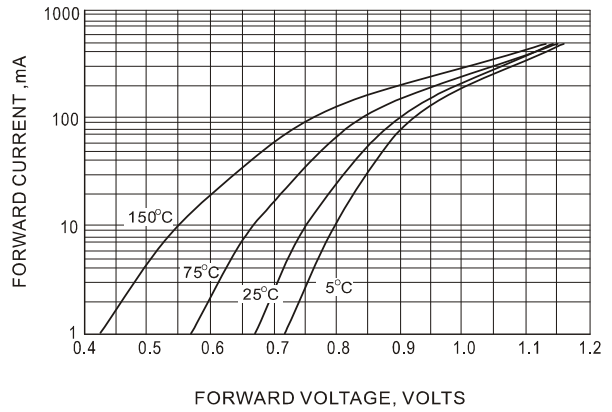


Fig.4 TYPICAL FORWARD VOLTAGE

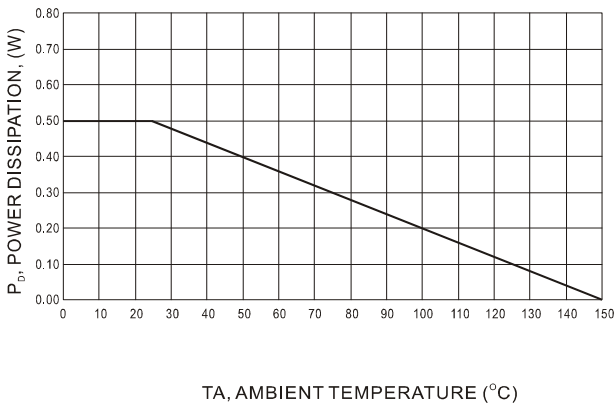
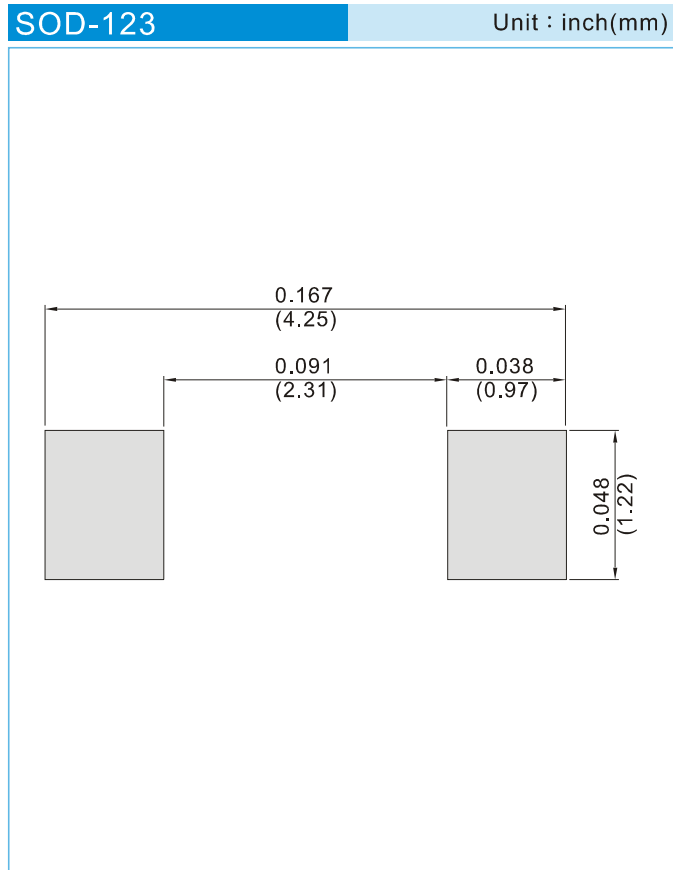


Fig.5 POWER DERATING CURVE



## MMSZ5221B~MMSZ5262B

### MOUNTING PAD LAYOUT



### ORDER INFORMATION

- Packing information  
T/R - 10K per 13" plastic Reel  
T/R - 3K per 7" plastic Reel



## MMSZ5221B~MMSZ5262B

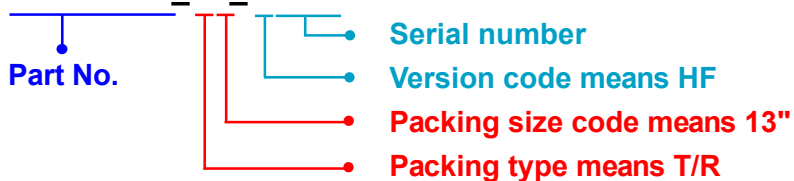
### Part No\_packing code\_Version

MMSZ5221B\_R1\_00001

MMSZ5221B\_R2\_00001

For example :

**RB500V-40\_R2\_00001**



Packing Code <b>XX</b>				Version Code <b>XXXXX</b>		
Packing type	1 <sup>st</sup> Code	Packing size code	2 <sup>nd</sup> Code	HF or RoHS	1 <sup>st</sup> Code	2 <sup>nd</sup> ~5 <sup>th</sup> Code
Tape and Ammunition Box (T/B)	<b>A</b>	N/A	<b>0</b>	<b>HF</b>	<b>0</b>	serial number
Tape and Reel (T/R)	<b>R</b>	7"	<b>1</b>	<b>RoHS</b>	<b>1</b>	serial number
Bulk Packing (B/P)	<b>B</b>	13"	<b>2</b>			
Tube Packing (T/P)	<b>T</b>	26mm	<b>X</b>			
Tape and Reel (Right Oriented) (TRR)	<b>S</b>	52mm	<b>Y</b>			
Tape and Reel (Left Oriented) (TRL)	<b>L</b>	PANASERT T/B CATHODE UP (PBCU)	<b>U</b>			
FORMING	<b>F</b>	PANASERT T/B CATHODE DOWN (PBCD)	<b>D</b>			



## MMSZ5221B~MMSZ5262B

---

### Disclaimer

- Reproducing and modifying information of the document is prohibited without permission from Panjit International Inc..
- Panjit International Inc. reserves the rights to make changes of the content herein the document anytime without notification. Please refer to our website for the latest document.
- Panjit International Inc. disclaims any and all liability arising out of the application or use of any product including damages incidentally and consequentially occurred.
- Panjit International Inc. does not assume any and all implied warranties, including warranties of fitness for particular purpose, non-infringement and merchantability.
- Applications shown on the herein document are examples of standard use and operation. Customers are responsible in comprehending the suitable use in particular applications. Panjit International Inc. makes no representation or warranty that such applications will be suitable for the specified use without further testing or modification.
- The products shown herein are not designed and authorized for equipments requiring high level of reliability or relating to human life and for any applications concerning life-saving or life-sustaining, such as medical instruments, transportation equipment, aerospace machinery et cetera. Customers using or selling these products for use in such applications do so at their own risk and agree to fully indemnify Panjit International Inc. for any damages resulting from such improper use or sale.
- Since Panjit uses lot number as the tracking base, please provide the lot number for tracking when complaining.