

1N4728A-G SERIES

SILICON ZENER DIODE

VOLTAGE 3.3 to 75 Volt **POWER** 1 Watt

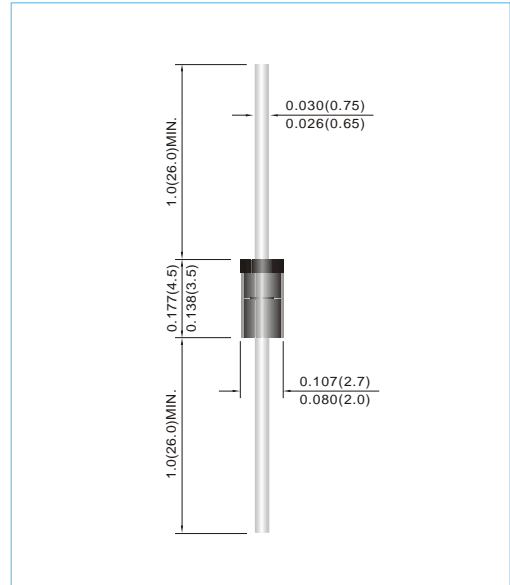
DO-41G Unit : inch(mm)

FEATURES

- Low inductance
- High temperature soldering : 260°C /10 seconds at terminals
- Glass package has Underwriters Laboratory Flammability Classification
- Lead free in compliance with EU RoHS 2011/65/EU directive

MECHANICAL DATA

- Case: Molded Glass DO-41G
- Terminals: Axial leads, solderable per MIL-STD-750, Method 2026
- Polarity: Color band denotes positive end
- Weight: 0.012 ounce, 0.317 gram



MAXIMUM RATINGS AND ELECTRICAL CHARACTERISTICS

Ratings at 25°C ambient temperature unless otherwise specified.

| Parameter | Symbol | Value | Units |
|--|-----------|-------------|-------|
| Power Dissipation at $T_A \leq 50^\circ\text{C}$ | P_{TOT} | 1* | W |
| Junction Temperature | T_J | -65 to +200 | °C |
| Storage Temperature Range | T_{STG} | -65 to +200 | °C |

*Valid provided that leads at a distance of 10mm from case are kept at ambient temperature.

| Parameter | Symbol | Min. | Typ. | Max. | Units |
|--|-----------------|------|------|------|-------|
| Thermal Resistance Junction to Ambient Air | $R_{\theta JA}$ | -- | -- | 170* | °C/W |
| Forward Voltage at $I_F = 200\text{mA}$ | V_F | -- | -- | 1.2 | V |

*Valid provided that leads at a distance of 10mm from case are kept at ambient temperature.

1N4728A-G SERIES

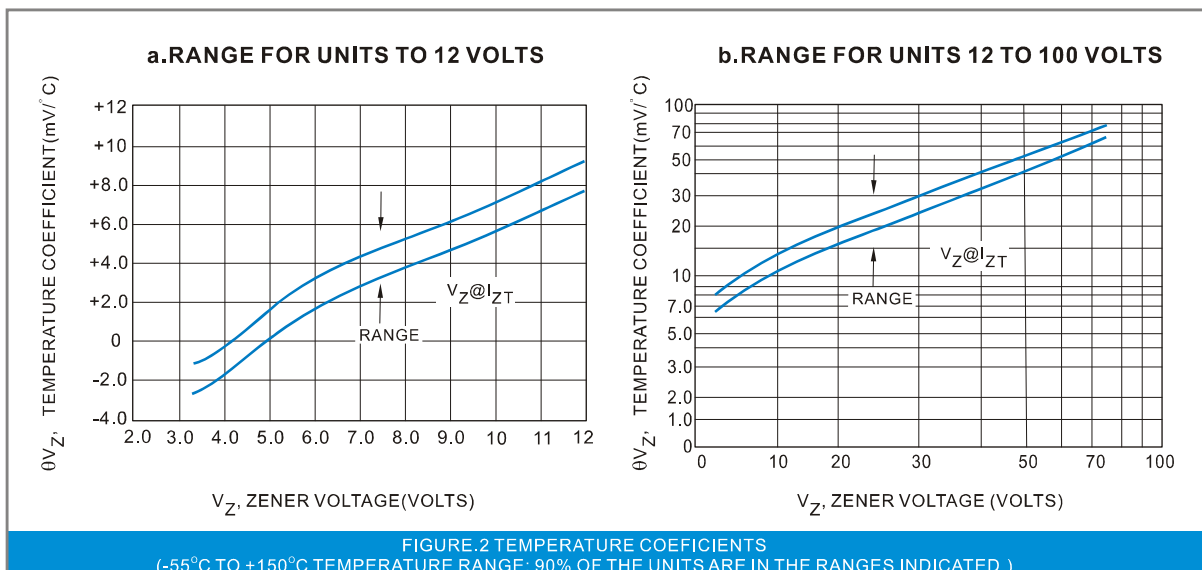
| Part Number | Nominal Zener Voltage | | | Max. Zener Impedance | | | | Maximum Leakage Current | | Marking Code |
|---------------------|----------------------------------|--------|--------|-----------------------------------|------|-----------------------------------|------|---------------------------------|------|--------------|
| | V _Z @ I _{ZT} | | | Z _{ZT} @ I _{ZT} | | Z _{ZK} @ I _{ZK} | | I _R @ V _R | | |
| | Nom. V | Min. V | Max. V | Ω | mA | Ω | mA | μA | V | |
| 1 Watt Zener Diodes | | | | | | | | | | |
| 1N4728A-G | 3.3 | 3.14 | 3.47 | 10 | 76 | 400 | 1 | 100 | 1 | 1N4728A |
| 1N4729A-G | 3.6 | 3.42 | 3.78 | 10 | 69 | 400 | 1 | 100 | 1 | 1N4729A |
| 1N4730A-G | 3.9 | 3.71 | 4.1 | 9 | 64 | 400 | 1 | 50 | 1 | 1N4730A |
| 1N4731A-G | 4.3 | 4.09 | 4.52 | 9 | 58 | 400 | 1 | 10 | 1 | 1N4731A |
| 1N4732A-G | 4.7 | 4.47 | 4.94 | 8 | 53 | 500 | 1 | 10 | 1 | 1N4732A |
| 1N4733A-G | 5.1 | 4.85 | 5.36 | 7 | 49 | 550 | 1 | 10 | 1 | 1N4733A |
| 1N4734A-G | 5.6 | 5.32 | 5.88 | 5 | 45 | 600 | 1 | 10 | 2 | 1N4734A |
| 1N4735A-G | 6.2 | 5.89 | 6.51 | 2 | 41 | 700 | 1 | 10 | 3 | 1N4735A |
| 1N4736A-G | 6.8 | 6.46 | 7.14 | 3.5 | 37 | 700 | 1 | 5 | 4 | 1N4736A |
| 1N4737A-G | 7.5 | 7.13 | 7.88 | 4 | 34 | 700 | 0.5 | 5 | 5 | 1N4737A |
| 1N4738A-G | 8.2 | 7.79 | 8.61 | 4.5 | 31 | 700 | 0.5 | 5 | 6 | 1N4738A |
| 1N4739A-G | 9.1 | 8.65 | 9.56 | 5 | 28 | 700 | 0.5 | 0.5 | 7 | 1N4739A |
| 1N4740A-G | 10 | 9.5 | 10.5 | 7 | 25 | 700 | 0.25 | 0.5 | 7.6 | 1N4740A |
| 1N4741A-G | 11 | 10.45 | 11.55 | 8 | 23 | 700 | 0.25 | 0.1 | 8.4 | 1N4741A |
| 1N4742A-G | 12 | 11.4 | 12.6 | 9 | 21 | 700 | 0.25 | 0.1 | 9.1 | 1N4742A |
| 1N4743A-G | 13 | 12.35 | 13.65 | 10 | 19 | 700 | 0.25 | 0.1 | 9.9 | 1N4743A |
| 1N4744A-G | 15 | 14.25 | 15.75 | 14 | 17 | 700 | 0.25 | 0.1 | 11.4 | 1N4744A |
| 1N4745A-G | 16 | 15.2 | 16.8 | 16 | 15.5 | 700 | 0.25 | 0.1 | 12.2 | 1N4745A |
| 1N4746A-G | 18 | 17.1 | 18.9 | 20 | 14 | 750 | 0.25 | 0.1 | 13.7 | 1N4746A |
| 1N4747A-G | 20 | 19 | 21 | 22 | 12.5 | 750 | 0.25 | 0.1 | 15.2 | 1N4747A |
| 1N4748A-G | 22 | 20.9 | 23.1 | 23 | 11.5 | 750 | 0.25 | 0.1 | 16.7 | 1N4748A |
| 1N4749A-G | 24 | 22.8 | 25.2 | 25 | 10.5 | 750 | 0.25 | 0.1 | 18.2 | 1N4749A |
| 1N4750A-G | 27 | 25.65 | 28.35 | 35 | 9.5 | 750 | 0.25 | 0.1 | 20.6 | 1N4750A |
| 1N4751A-G | 30 | 28.5 | 31.5 | 40 | 8.5 | 1000 | 0.25 | 0.1 | 22.8 | 1N4751A |
| 1N4752A-G | 33 | 31.35 | 34.65 | 45 | 7.5 | 1000 | 0.25 | 0.1 | 25.1 | 1N4752A |
| 1N4753A-G | 36 | 34.2 | 37.8 | 50 | 7 | 1000 | 0.25 | 0.1 | 27.4 | 1N4753A |
| 1N4754A-G | 39 | 37.05 | 40.95 | 60 | 6.5 | 1000 | 0.25 | 0.1 | 29.7 | 1N4754A |
| 1N4755A-G | 43 | 40.85 | 45.15 | 70 | 6 | 1500 | 0.25 | 0.1 | 32.7 | 1N4755A |
| 1N4756A-G | 47 | 44.65 | 49.35 | 80 | 5.5 | 1500 | 0.25 | 0.1 | 35.8 | 1N4756A |
| 1N4757A-G | 51 | 48.45 | 53.55 | 95 | 5 | 1500 | 0.25 | 0.1 | 38.8 | 1N4757A |
| 1N4758A-G | 56 | 53.2 | 58.8 | 110 | 4.5 | 2000 | 0.25 | 0.1 | 42.6 | 1N4758A |
| 1N4759A-G | 62 | 58.9 | 65.1 | 125 | 4 | 2000 | 0.25 | 0.1 | 47.1 | 1N4759A |
| 1N4760A-G | 68 | 64.6 | 71.4 | 150 | 3.7 | 2000 | 0.25 | 0.1 | 51.7 | 1N4760A |
| 1N4761A-G | 75 | 71.25 | 78.75 | 175 | 3.3 | 2000 | 0.25 | 0.1 | 56 | 1N4761A |

1N4728A-G SERIES

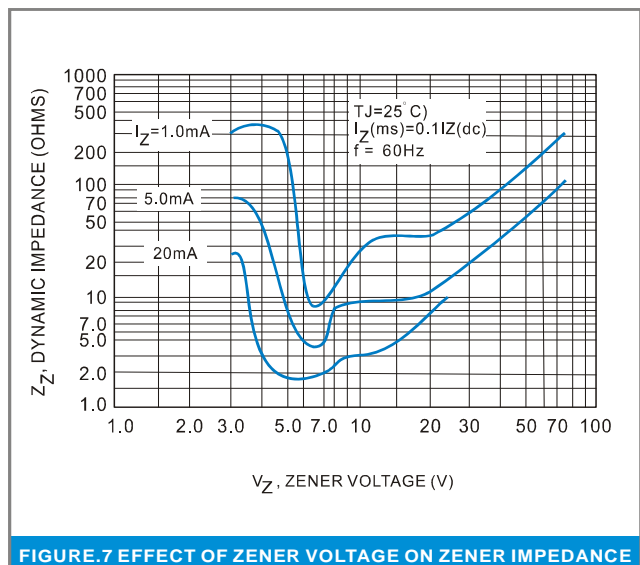
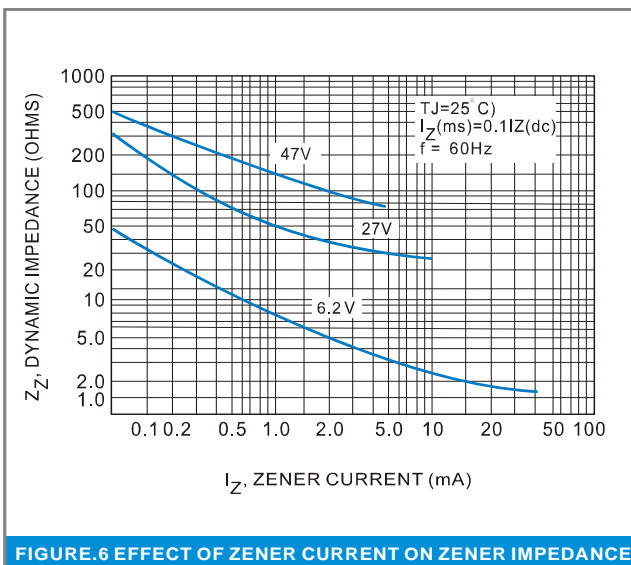
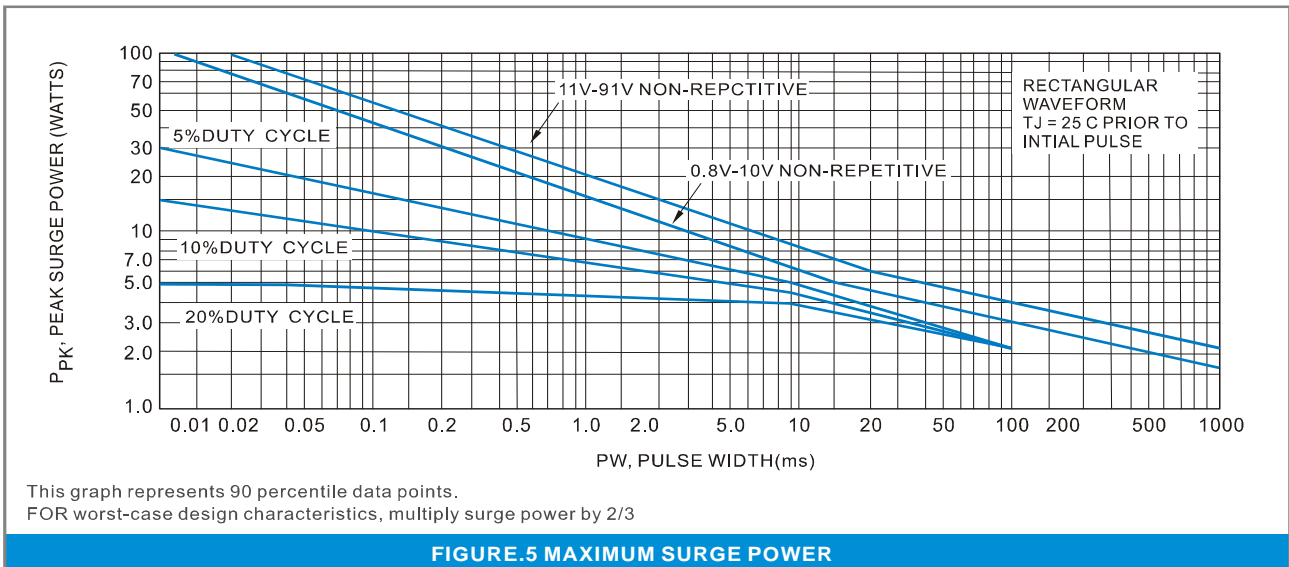
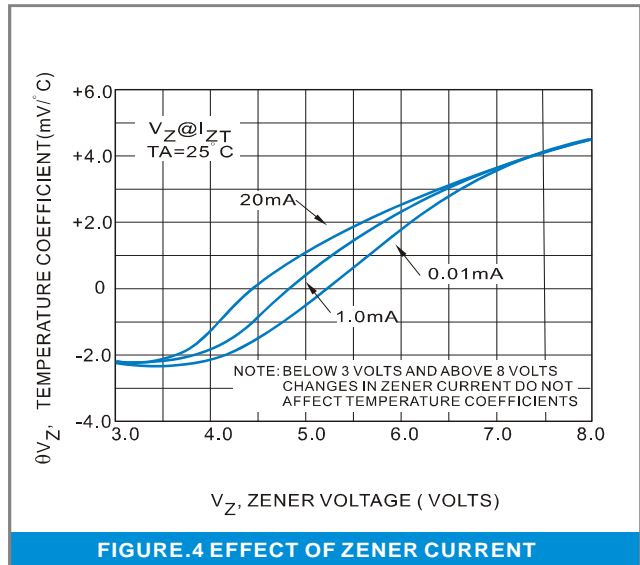
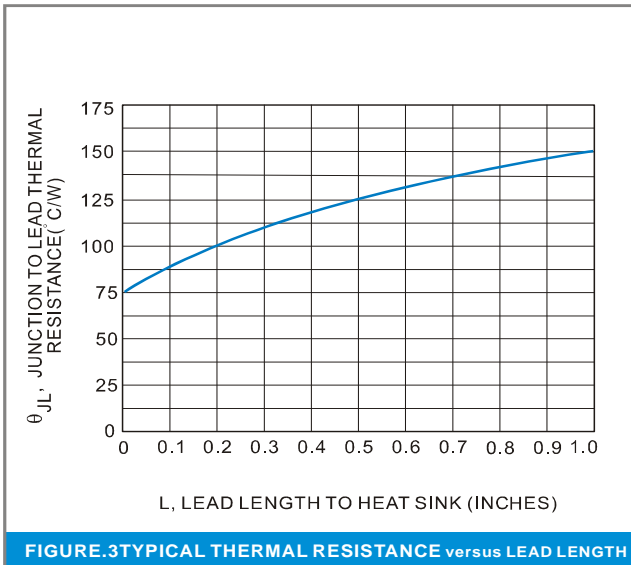
NOTE:

1. Tolerance and Type Number Designation. The type numbers listed have a standard tolerance on the nominal zener voltage of $\pm 5\%$
2. Specials Available Include:
 - A. Nominal zener voltages between the voltages shown and tighter voltage tolerances.
 - B. Matched sets.
3. Zener Voltage (V_Z) Measurement. Guarantees the zener voltage when measured at 90 seconds while maintaining the lead temperature (T_L) at $30^\circ\text{C} \pm 1^\circ\text{C}$, from the diode body.
4. Zener Impedance (Z_Z) Derivation. The zener impedance is derived from the 60 cycle ac voltage, which results when an ac current having an rms value equal to 10% of the dc zener current (I_{ZT} or I_{ZK}) is superimposed on I_{ZT} or I_{ZK} .
5. Surge Current (I_r) Non-Repetitive. The rating listed in the electrical characteristics table is maximum peak, non-repetitive, reverse surge current of 1/2

RATING AND CHARACTERISTICS CURVES



1N4728A-G SERIES



1N4728A-G SERIES



FIGURE.8 TYPICAL LEAKAGE CURRENT

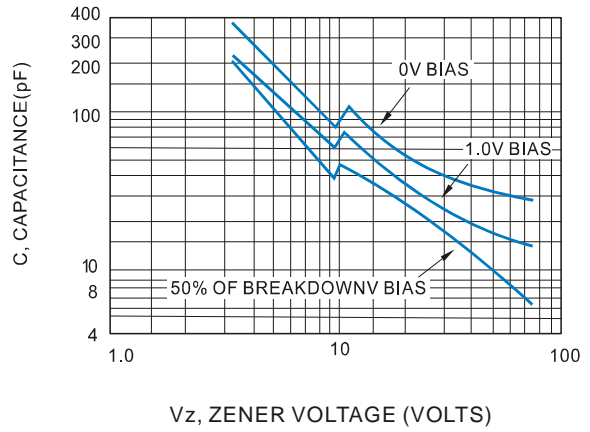


FIGURE.9 TYPICAL CAPACITANCE versus V_Z

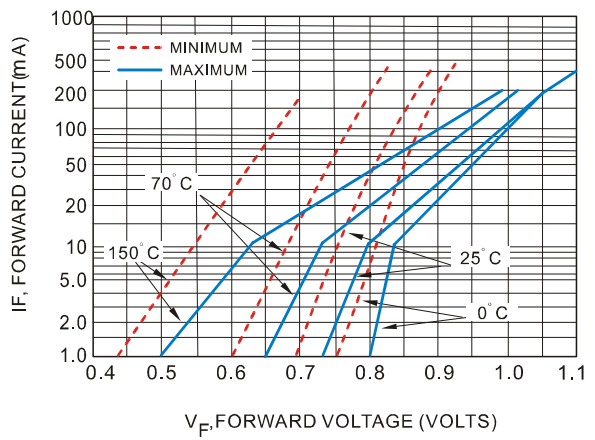


FIGURE.10 TYPICAL FORWARD CHARACTERISTICS

1N4728A-G SERIES

Part No_packing code_Version

1N4728A-G_AX_10001

1N4728A-G_AY_10001

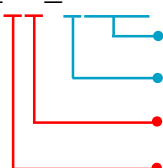
1N4728A-G_BO_10001

1N4728A-G_R2_10001

For example :

RB500V-40_R2_00001

Part No.



Serial number

Version code means HF

Packing size code means 13"

Packing type means T/R

| Packing type | Packing Code XX | | | Version Code XXXXX | | |
|--------------------------------------|------------------------|----------------------------------|----------------------|---------------------------|----------------------|---------------------------------------|
| | 1 st Code | Packing size code | 2 nd Code | HF or RoHS | 1 st Code | 2 nd ~5 th Code |
| Tape and Ammunition Box (T/B) | A | N/A | 0 | HF | 0 | serial number |
| Tape and Reel (T/R) | R | 7" | 1 | RoHS | 1 | serial number |
| Bulk Packing (B/P) | B | 13" | 2 | | | |
| Tube Packing (T/P) | T | 26mm | X | | | |
| Tape and Reel (Right Oriented) (TRR) | S | 52mm | Y | | | |
| Tape and Reel (Left Oriented) (TRL) | L | PANASERT T/B CATHODE UP (PBCU) | U | | | |
| FORMING | F | PANASERT T/B CATHODE DOWN (PBCD) | D | | | |

1N4728A-G SERIES

Disclaimer

- Reproducing and modifying information of the document is prohibited without permission from Panjit International Inc..
- Panjit International Inc. reserves the rights to make changes of the content herein the document anytime without notification. Please refer to our website for the latest document.
- Panjit International Inc. disclaims any and all liability arising out of the application or use of any product including damages incidentally and consequentially occurred.
- Panjit International Inc. does not assume any and all implied warranties, including warranties of fitness for particular purpose, non-infringement and merchantability.
- Applications shown on the herein document are examples of standard use and operation. Customers are responsible in comprehending the suitable use in particular applications. Panjit International Inc. makes no representation or warranty that such applications will be suitable for the specified use without further testing or modification.
- The products shown herein are not designed and authorized for equipments requiring high level of reliability or relating to human life and for any applications concerning life-saving or life-sustaining, such as medical instruments, transportation equipment, aerospace machinery et cetera. Customers using or selling these products for use in such applications do so at their own risk and agree to fully indemnify Panjit International Inc. for any damages resulting from such improper use or sale.
- Since Panjit uses lot number as the tracking base, please provide the lot number for tracking when complaining.