



**VOLTAGE RANGE: 600 V**  
**CURRENT: 2.0 A**

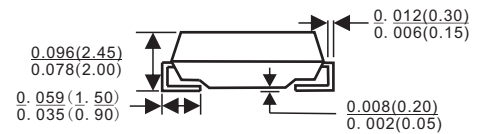
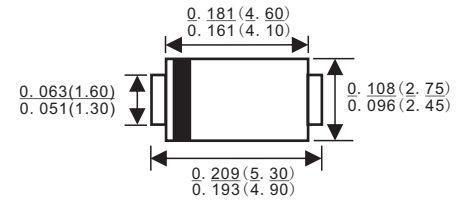
**SMA/DO-214AC**

## Features

- ✧ Low cost
- ✧ Low leakage
- ✧ Low forward voltage drop
- ✧ High current capability
- ✧ Easily cleaned with Alcohol, Isopropanol and similar solvents
- ✧ The plastic material carries U/L recognition 94V-0

## Mechanical Data

- ✧ Case: JEDEC DO-214AA, molded plastic
- ✧ Polarity: Color band denotes cathode
- ✧ Weight: 0.003 ounces, 0.093 grams
- ✧ Mounting position: Any



Dimensions in inches and (millimeters)

## MAXIMUM RATINGS AND ELECTRICAL CHARACTERISTICS

Ratings at 25°C ambient temperature unless otherwise specified.

Single phase, half wave, 60 Hz, resistive or inductive load. For capacitive load, derate by 20%.

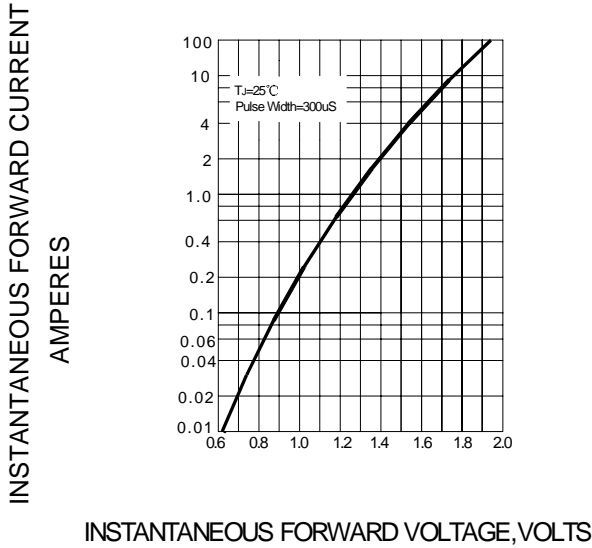
		MURS220	MURS240	MURS260	UNITS
Maximum recurrent peak reverse voltage	$V_{RRM}$	200	400	600	V
Maximum RMS voltage	$V_{RMS}$	200	400	600	V
DC blocking voltage	$V_R$	200	400	600	V
Average rectified forward current @ $T_L=125^\circ\text{C}$	$I_{F(AV)}$	2.0	2.0	2.0	A
Non-repetitive peak surge current (Surge applied at rated load conditions halfwave, single phase, 60Hz)	$I_{FSM}$	40	35	35	A
Maximum instantaneous forward voltage at 2.0 A (Note2)	$V_F$	0.95	1.4	1.3	V
Maximum reverse current @ $T_A=25^\circ\text{C}$ at rated DC blocking voltage @ $T_A=125^\circ\text{C}$	$I_R$	2.0	5.0 150	5.0	$\mu\text{A}$
Maximum reverse recovery time (Note1)	$t_{rr}$	25	50	50	ns
Thermal resistance, junction-to-lead	$R_{\theta JL}$		13.0		$^\circ\text{C}/\text{W}$
Operating junction temperature range	$T_J$		- 65 ---- + 175		$^\circ\text{C}$
Storage temperature range	$T_{STG}$		- 65 ---- + 175		$^\circ\text{C}$

NOTE: 1. Measured with  $I_F=0.5\text{A}$ ,  $I_R=1\text{A}$ ,  $I_{rr}=0.25\text{A}$ .

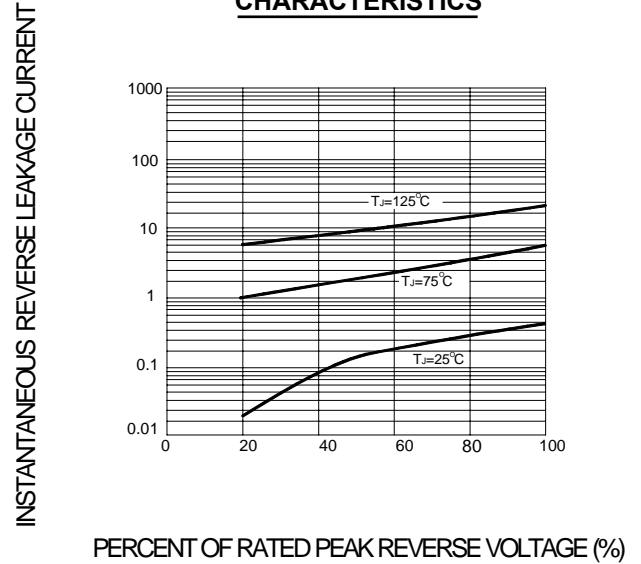
2. Pulse Test: Pulse Width = 300 $\mu\text{s}$ , Duty Cycle 2.0%

## Ratings AND Characteristic Curves

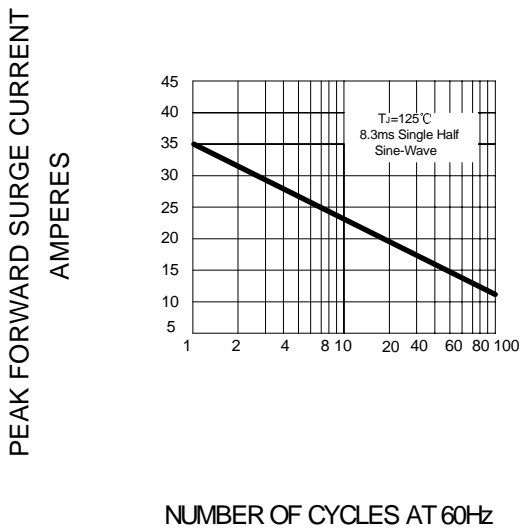
**FIG.1 – TYPICAL FORWARD CHARACTERISTIC**



**FIG.2 -- TYPICAL REVERSE LEAKAGE CHARACTERISTICS**



**FIG.3 – PEAK FORWARD SURGE CURRENT**



**FIG.4 – FORWARD DERATING CURVE**

