



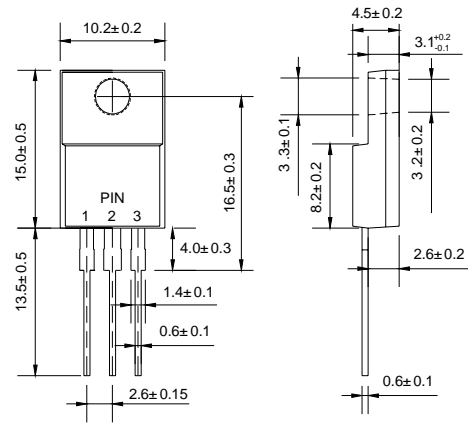
#### ITO-220AB

### Features

- ◇ High surge capacity.
- ◇ For use in low voltage, high frequency inverters, free wheeling, and polarity protection applications.
- ◇ Metal silicon junction, majority carrier conduction.
- ◇ High current capacity, low forward voltage drop.
- ◇ Guard ring for over voltage protection.

### Mechanical Data

- ◇ Case: JEDEC ITO-220AB, molded plastic body
- ◇ Polarity: As marked
- ◇ Position: Any
- ◇ Weight: 0.06ounce, 1.67 grams



Dimensions in millimeters

### MAXIMUM RATINGS AND ELECTRICAL CHARACTERISTICS

Ratings at 25°C ambient temperature unless otherwise specified.

Single phase, half wave, 60Hz, resistive or inductive load. For capacitive load, derate current by 20%.

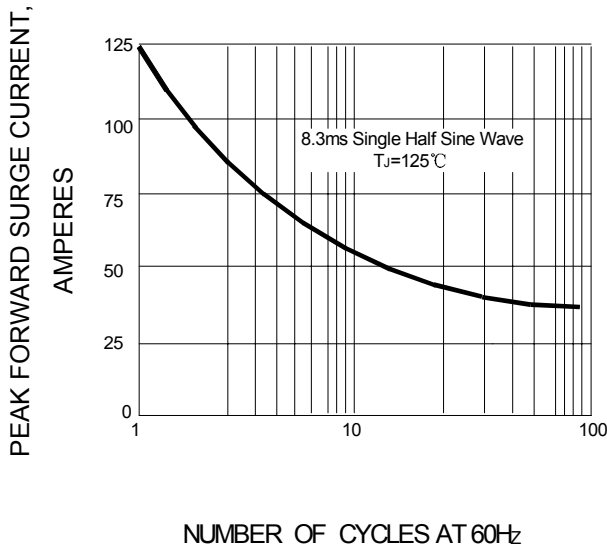
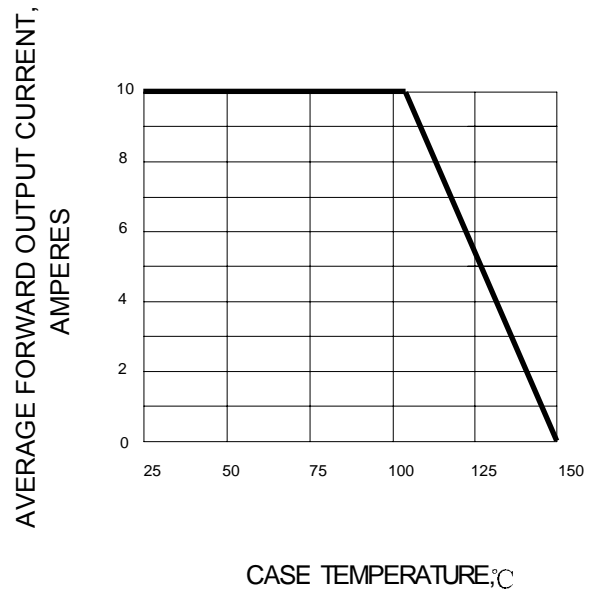
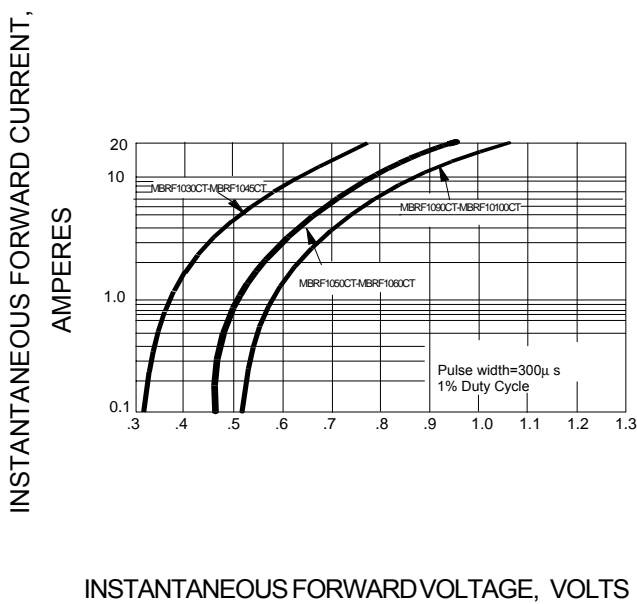
		MBR 1030CTP	MBR 1035CTP	MBR 1040CTP	MBR 1045CTP	MBR 1050CTP	MBR 1060CTP	MBR 1090CTP	MBR 10100CTP	UNITS
Maximum recurrent peak reverse voltage	$V_{RRM}$	30	35	40	45	50	60	90	100	V
Maximum RMS Voltage	$V_{RMS}$	21	25	28	32	35	42	63	70	V
Maximum DC blocking voltage	$V_{DC}$	30	35	40	45	50	60	90	100	V
Maximum average forward total device rectified current @ $T_C = 105^\circ\text{C}$	$I_{F(AV)}$	10								A
Peak forward surge current 8.3ms single half sine-wave superimposed on rated load	$I_{FSM}$	125								A
Maximum forward voltage ( $I_F=5.0\text{A}, T_C=125^\circ\text{C}$ ) ( $I_F=5.0\text{A}, T_C=25^\circ\text{C}$ ) (Note 1) ( $I_F=10\text{A}, T_C=25^\circ\text{C}$ )	$V_F$		0.57			0.70		-		V
			0.70			0.80		0.85		
			0.84			0.95		-		
Maximum reverse current @ $T_C=25^\circ\text{C}$ at rated DC blocking voltage @ $T_C=125^\circ\text{C}$	$I_R$	0.1								mA
		15						6.0 <sup>3)</sup>		
Maximum thermal resistance (Note2)	$R_{\theta JC}$	6.8						4.4		$^\circ\text{C/W}$
Operating junction temperature range	$T_J$	- 55 ---- + 150								$^\circ\text{C}$
Storage temperature range	$T_{STG}$	- 55 ---- + 150								$^\circ\text{C}$

NOTE: 1. Pulse test: 300µs pulse width, 1% duty cycle.

2. Thermal resistance from junction to case.

3.  $T_C=100^\circ\text{C}$

## Ratings AND Characteristic Curves

**FIG.1 – PEAK FORWARD SURGE CURRENT**

**FIG.2 – FORWARD DERATING CURVE**

**FIG.3 – TYPICAL FORWARD CHARACTERISTIC**

**FIG.4 – TYPICAL REVERSE CHARACTERISTIC**
