

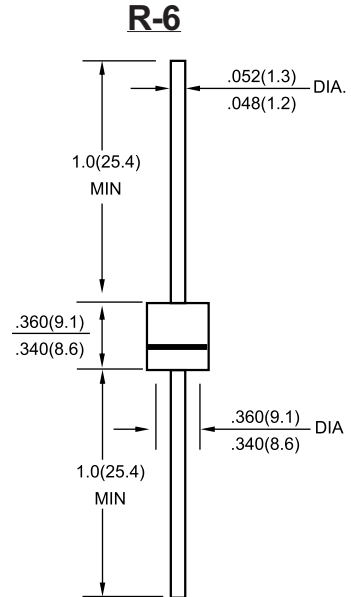


Features

- ✧ High efficiency, Low VF
- ✧ High current capability
- ✧ High reliability
- ✧ High surge current capability
- ✧ Low power loss

Mechanical Data

- ✧ Cases: Molded plastic
- ✧ Epoxy: UL 94V-0 rate flame retardant
- ✧ Polarity: Color band denotes cathode
- ✧ High temperature soldering guaranteed:
260°C/10 seconds/.375", (9.5mm) lead lengths at 5 lbs., (2.3kg) tension
- ✧ Weight: 2.0grams



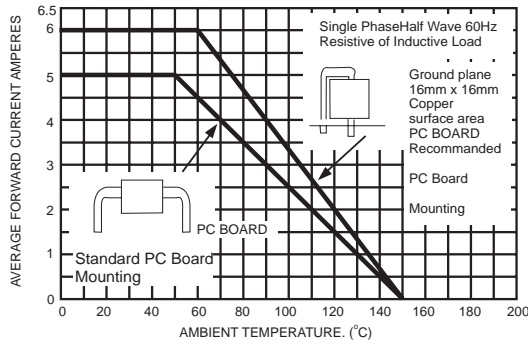
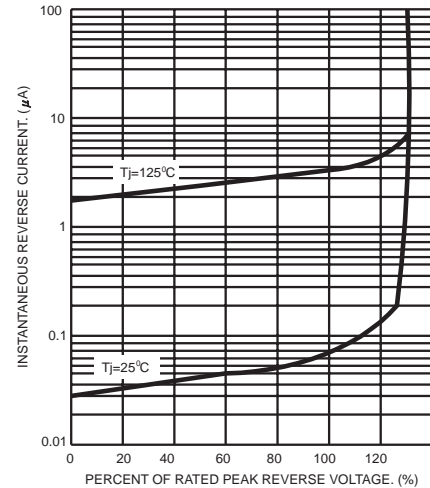
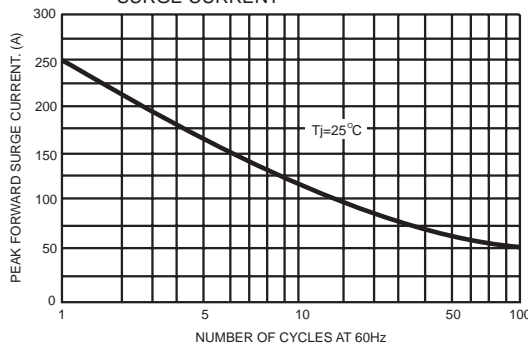
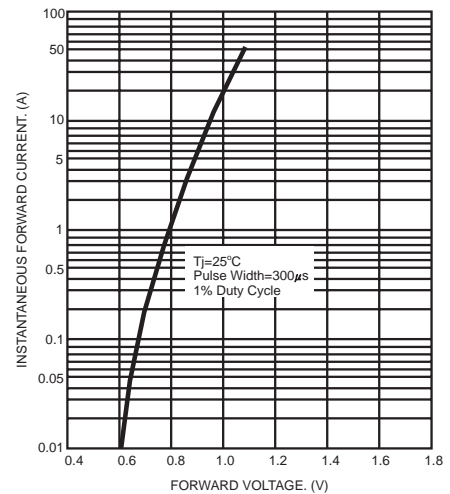
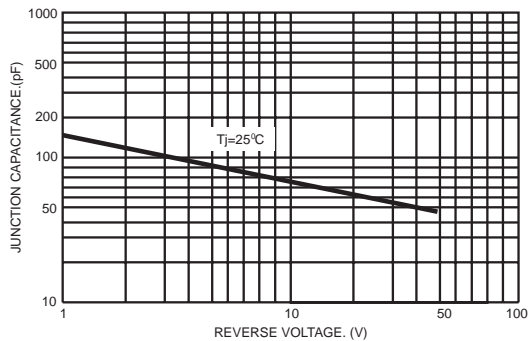
Dimensions in inches and (millimeters)

Maximum Ratings and Electrical Characteristics

Rating at 25 °C ambient temperature unless otherwise specified.
Single phase, half wave, 60 Hz, resistive or inductive load.
For capacitive load, derate current by 20%

Type Number	Symbol	6A05	6A1	6A2	6A4	6A6	6A8	6A10	Units
Maximum Recurrent Peak Reverse Voltage	V_{RRM}	50	100	200	400	600	800	1000	V
Maximum RMS Voltage	V_{RMS}	35	70	140	280	420	560	700	V
Maximum DC Blocking Voltage	V_{DC}	50	100	200	400	600	800	1000	V
Maximum Average Forward Rectified Current .375 (9.5mm) Lead Length @ $T_A = 60^\circ C$	$I_{(AV)}$	6.0							A
Peak Forward Surge Current, 8.3 ms Single Half Sine-wave Superimposed on Rated Load (JEDEC method)	I_{FSM}	250							A
Maximum Instantaneous Forward Voltage @ 6.0A	V_F	0.95							V
Maximum DC Reverse Current @ $T_A=25^\circ C$ at Rated DC Blocking Voltage @ $T_A=125^\circ C$	I_R	10 400							 uA
Maximum Full Load Reverse Current, Full Cycle Average .375"(9.5mm) Lead Length @ $T_A=75^\circ C$	HT_{IR}	50							uA
Typical Junction Capacitance (Note 1)	C_j	90							pF
Typical Thermal Resistance (Note 2)	$R_{\theta JA}$	35							$^\circ C/W$
Operating Temperature Range	T_J	-65 to +150							$^\circ C$
Storage Temperature Range	T_{STG}	-65 to +150							$^\circ C$

- Notes: 1. Measured at 1 MHz and Applied Reverse Voltage of 4.0 V D.C.
2. Mount on Cu-Pad Size 16mm x 16mm on P.C.B.

RATINGS AND CHARACTERISTIC CURVES (6A05 THRU 6A10)
FIG.1- MAXIMUM FORWARD CURRENT DERATING CURVE

FIG.2- TYPICAL REVERSE CHARACTERISTICS

FIG.3- MAXIMUM NON-REPETITIVE FORWARD SURGE CURRENT

FIG.5- TYPICAL FORWARD CHARACTERISTICS

FIG.4- TYPICAL JUNCTION CAPACITANCE


PACKAGE	SPQ/PCS	CARTON SPQ/PCS	CARTON SIZE/CM	CARTON GW/KG	CARTON NW/KG
R-6	500/AMMO	5000	44X28X31	12.00	10.00