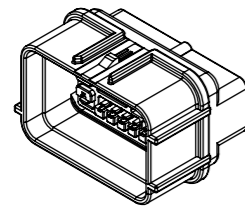
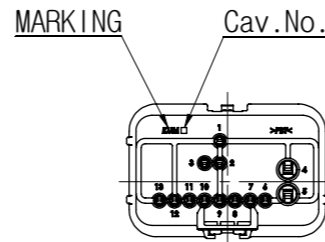
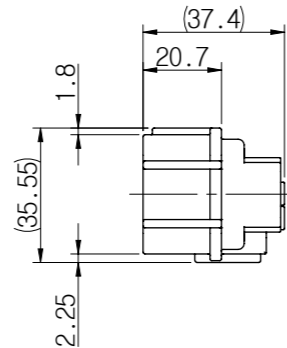
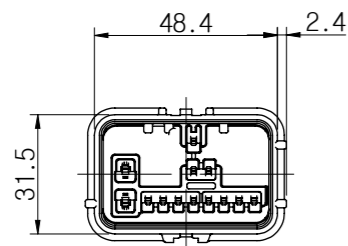
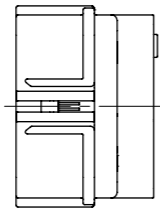


CUSTOMER DRAWING

1.02506WP J/C HY13M-B



ISO-VIEW



- NOTES -

- BEFORE USING, CHECK THE HARMFUL CRACK, BURR, ETC.
- MARKING & CAV.No AS A GENERAL RULE OF KUM.
- GENERAL TOLERANCE : SEE BELOW
- ASSY PARTS.
1)FRONT HOLDER ASSY: HP621-13040
2)TERMINAL

APPLICATION WIRE(SQ)	PART NAME	PART No.
0.22	TML TWP11-M-SS	TP231-00400
0.3-0.5	TML TWP11-M-S	TP231-00200
0.22	TML AWP-M-SS	TP131-00400
0.3-0.5	TML AWP-M-S	TP131-00100
0.75-1.25	TML AWP-M-M	TP131-00200

3)WIRE SEAL

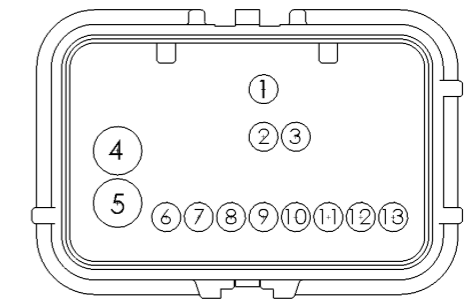
APPLICATION WIRE(SQ)	PART NAME	PART No.
Φ0.9	W/S TWP-0.9S(MB)	EU020-01140
Φ1.4	W/S TWP-1.4S(BR)	EU020-01050
Φ1.6	W/S TWP-1.6S(GN)	EU020-00030
-	W/S TWP-V(R)	EU020-00060
Φ0.9	W/S AWP-0.9S(MB)	EB010-01140
Φ1.4	W/S AWP-1.4S(BR)	EB010-01050
Φ1.9	W/S AWP-1.9S(GN)	EB010-01030
Φ2.3	W/S AWP-2.3S(GY)	EB010-01120
Φ2.7	W/S AWP-2.7S(OR)	EB010-01100
-	W/S AWP-V(R)	EB010-01060

5. ASSY P/No.

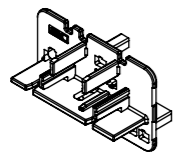
ASSY P/NAME	ASSY P/NO.	①	②	③	④	⑤
02506WP J/C HY13M-B	HP611-13020	●				
F/H 02506WP J/C HY13M-L	HP621-13040		●			

6. THIS IS A WATERPROOF CONNECTOR.

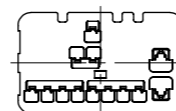
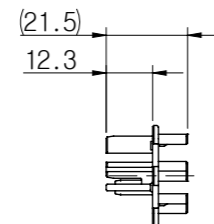
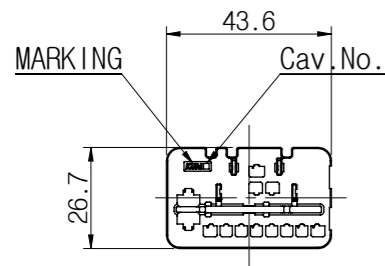
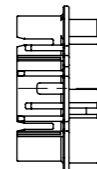
7. PIN-LAYOUT



2.F/H 02506WP J/C HY13M-L



ISO-VIEW



CJW	14.12.04	-	△	신규	LDH
승인	DATE	NOTE No.	SYM	ALTERATION	담당

NO.	PART NAME	PART No.	COLOR	MATERIAL
②	F/H 02506WP J/C HY13M-L	HP621-13040	BLUE	PBT
①	02506WP J/C HY13M-B	HP611-13020	BLACK	PBT

DRAWING NAME	02506WP J/C HY13M-B
DRAWING No.	HP611-13020-C01

GENERAL TOLERANCE

	10MAX	30MAX	50MAX	70MAX	100MAX	120MAX	250MAX	250VR	ANGLE
A	±0.15	±0.20	±0.30	±0.40	±0.50	±0.75	±0.90	±1.40	±30°

THIRD ANGLE PROJECTION	A	1/2	KHR	KHR	KNJ	CJW
TOLERANCE	SCALE	DESIGN	DRAWN	CHECKED	APPROVED	

KUM 케이유엠