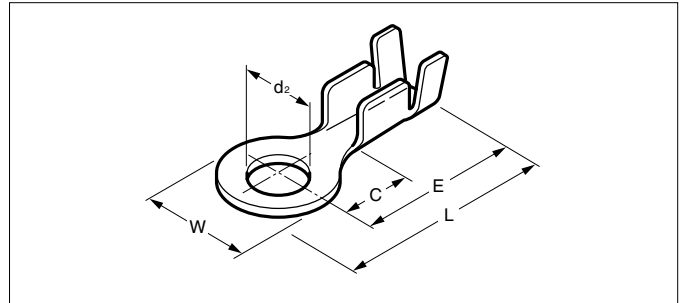


RING TONGUE TERMINAL

With insulation grip



UL Listed E42024

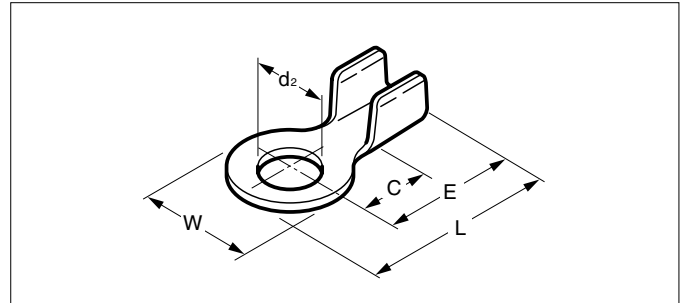
SP Certified LR20812

Model No.	Standard	Applicable wire			Material	Finish	Dimensions(mm)					Q'ty / reel	
		mm ²	AWG #	Insulation O.D. (mm)			d ₂ (dia.)	E	L	C	W		Material thickness
SRA-01T-3.2	UL SP	0.2 to 0.5	24 to 20	1.5 to 2.7	Brass	Tin-plated	3.2	13.4	16.9	7.2	7.0	0.32	10,000
SRA-21-3	UL SP	0.3 to 0.75	22 to 18	1.5 to 2.8	Brass	—	3.2	13.0	16.8	5.8	7.5	0.5	7,500
SRA-21T-3						Tin-plated							
SRA-21-3.7						—							
SRA-21T-3.7						Tin-plated							
SRA-21-4						—							
SRA-21T-4						Tin-plated							
SRA-21-H5	UL SP	0.3 to 0.75	22 to 18	1.5 to 2.8	Brass	—	3.2	13.0	16.8	5.8	7.5	0.5	7,500
SRA-21T-H5						Tin-plated							
SRA-51-3	UL SP	0.5 to 2.0	20 to 14	2.6 to 3.8	Brass	—	3.2	13.0	16.8	5.8	7.5	0.5	7,500
SRA-51T-3						Tin-plated							
SRA-51-3.7						—							
SRA-51T-3.7						Tin-plated							
SRA-51-4						—							
SRA-51T-4						Tin-plated							
SRA-51-H5	UL SP	0.5 to 2.0	20 to 14	2.6 to 3.8	Brass	—	3.2	13.0	16.8	5.8	7.5	0.5	7,500
SRA-51T-H5						Tin-plated							
SRB-51-3	UL SP	0.5 to 2.0	20 to 14	2.6 to 3.8	Brass	—	3.2	15.0	19.3	7.8	8.5	0.5	5,000
SRB-51T-3						Tin-plated							
SRB-51-3.7						—							
SRB-51T-3.7						Tin-plated							
SRB-51-4						—							
SRB-51T-4						Tin-plated							
SRB-51-H5	UL SP	0.5 to 2.0	20 to 14	2.6 to 3.8	Brass	—	3.2	15.0	19.3	7.8	8.5	0.5	5,000
SRB-51T-H5						Tin-plated							
SRB-51-5	UL SP	0.5 to 2.0	20 to 14	2.6 to 3.8	Brass	—	3.2	15.0	19.3	7.8	8.5	0.5	5,000
SRB-51T-5						Tin-plated							
SRC-01-2.5	UL SP	0.2 to 0.3	24 to 22	1.3 to 1.7	Brass	—	2.5	7.0	9.3	2.9	4.6	0.32	15,000
SRC-01T-2.5	UL SP	0.2 to 0.3	24 to 22	1.3 to 1.7	Brass	Tin-plated	2.5	7.0	9.3	2.9	4.6	0.32	15,000
SRC-51-M3	UL SP	0.5 to 2.0	20 to 14	2.6 to 3.8	Brass	—	3.2	13.5	16.8	6.7	6.5	0.5	7,500
SRC-51T-M3						Tin-plated							
SRC-51-M3.5						—							
SRC-51T-M3.5						Tin-plated							
SRC-51-M4						—							
SRC-51T-M4						Tin-plated							
SRF-51-3	UL SP	0.5 to 2.0	20 to 14	2.6 to 3.8	Brass	—	3.2	11.5	15.3	4.8	7.5	0.5	7,500
SRF-51T-3						Tin-plated							
SRF-51-3.7						—							
SRF-51T-3.7						Tin-plated							
SRF-51-4						—							
SRF-51T-4						Tin-plated							
SRF-51-H5	UL SP	0.5 to 2.0	20 to 14	2.6 to 3.8	Brass	—	3.2	11.5	15.3	4.8	7.5	0.5	7,500
SRF-51T-H5						Tin-plated							
SRF-51-H5	UL SP	0.5 to 2.0	20 to 14	2.6 to 3.8	Brass	—	5.1	11.5	15.3	4.8	7.5	0.5	7,500
SRF-51T-H5	UL SP	0.5 to 2.0	20 to 14	2.6 to 3.8	Brass	Tin-plated	5.1	11.5	15.3	4.8	7.5	0.5	7,500

RoHS compliance

RING TONGUE TERMINAL

Without insulation grip



UL Listed E42024

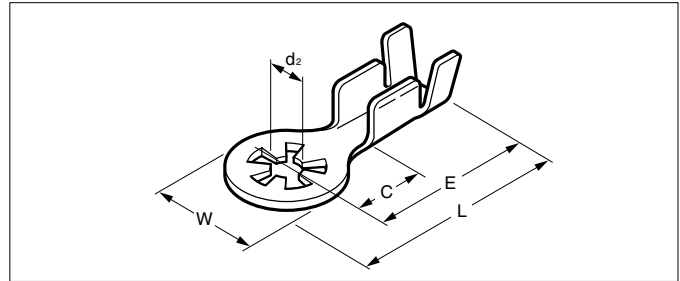
SF Certified LR20812

Model No.	Standard	Applicable wire		Material	Finish	Dimensions(mm)						Qty / reel
		mm ²	AWG #			d ₂ (dia.)	E	L	C	W	Material thickness	
SRA-20-2.5	UL SF	0.3 to 0.75	22 to 18	Brass	—	2.5	7.5	9.8	4.2	4.6	0.4	15,000
SRA-20T-2.5					Tin-plated							
SRA-20-3.2					—							
SRA-20T-3.2					Tin-plated	3.2						
SRA-50-3	UL SF	0.5 to 2.0	20 to 14	Brass	—	3.2	8.7	12.5	4.7	7.5	0.5	10,000
SRA-50T-3					Tin-plated							
SRA-50-3.7					—							
SRA-50T-3.7					Tin-plated	3.7						
SRA-50-4					—							
SRA-50T-4	Tin-plated	4.3										
SRA-50-H5					—	5.1						
SRA-50T-H5					Tin-plated							
SRB-50-3	UL SF	0.5 to 2.0	20 to 14	Brass	—	3.2	12.7	17.0	7.7	8.5	0.5	7,500
SRB-50T-3					Tin-plated							
SRB-50-3.7					—							
SRB-50T-3.7					Tin-plated	3.7						
SRB-50-4					—							
SRB-50T-4					Tin-plated	4.3						
SRB-50-H5					—							
SRB-50T-H5	Tin-plated	5.1										
SRB-50-5					—	5.3						
SRB-50T-5					Tin-plated							
SRC-50-M3	UL SF	0.5 to 2.0	20 to 14	Brass	—	3.2	10.0	13.3	6.7	6.5	0.5	15,000
SRC-50T-M3					Tin-plated							
SRC-50-M3.5					—							
SRC-50T-M3.5					Tin-plated	3.7						
SRC-50-M4					—	4.3						
SRC-50T-M4					Tin-plated							
SRD-20-3.7	UL SF	0.3 to 0.75	22 to 18	Brass	—	3.7	8.7	12.5	4.7	7.5	0.5	15,000
SRD-20T-3.7					Tin-plated							
SRD-20-4					—							
SRD-20T-4					Tin-plated	4.3						

RoHS compliance

RING TONGUE TERMINAL

With toothed lock



Recognized E42024

Certified LR20812

Model No.	Standard	Applicable wire			Material	Finish	Dimensions(mm)					Q'ty / reel	
		mm ²	AWG #	Insulation O.D. (mm)			d ₂ (dia.)	E	L	C	W		Material thickness
SRT-51T-3(FE)		0.5 to 1.25	20 to 16	1.7 to 3.4	Iron	Tin-plated	3.1	12.2	16.8	6.1	9.2	0.5	5,000
SRT-51T-4(FE)							4.1						

RoHS compliance

Crimping machine, Applicator

Contact	Crimping machine	Applicator		
		Crimp applicator	Dies	Crimp applicator with dies
SRA-01(T)-**	AP-K2N	MK-L	MK/SRA-01	APLMK SRA01
		-	-	-
SRA-20(T)-**		MK-L	MK/SRA-20	APLMK SRA20
		-	-	-
SRA-21(T)-**		MK-L	MK/SRA-21	APLMK SRA21
		-	-	-
SRA-50(T)-**		MK-L	MK/SRA-50	APLMK SRA50
		-	-	-
SRA-51(T)-**		MK-L	MK/SRA-51	APLMK SRA51
		-	-	-
SRB-50(T)-**		MK-L	MK/SRB-50	APLMK SRB50
		-	-	-
SRB-51(T)-**		MK-L	MK/SRB-51	APLMK SRB51
		-	-	-

Contact	Crimping machine	Applicator		
		Crimp applicator	Dies	Crimp applicator with dies
SRC-01(T)-**	AP-K2N	MK-L	MK/SRC-01	APLMK SRC01
		-	-	-
SRC-50(T)-**		MK-L	MK/SRC-50	APLMK SRC50
		-	-	-
SRC-51(T)-**		MK-L	MK/SRC-51	APLMK SRC51
		-	-	-
SRD-20(T)-**		MK-L	MK/SRD-20	APLMK SRD20
		-	-	-
SRF-51(T)-**		MK-L	MK/SRF-51	APLMK SRF51
		-	-	-
SRT-51T-**		MK-L	MK/SRT-51	APLMK SRT51
		-	-	-

* Compliant with RoHS.

* Refer to "General Instruction and Notice when using Terminals and Connectors" at the end of this catalog.

* Contact JST for details.