



SH CONNECTOR

1.0mm pitch/Disconnectable Crimp style connectors



The world's first 1.0mm pitch crimp style connector.

- Compact, low profile design
- Compatible with the SR insulation displacement connectors
- Housing lances

Specifications

- Current rating: 1.0 A AC, DC (AWG #28)
- Voltage rating: 50 V AC, DC
- Temperature range: -25°C to +85°C
(including temperature rise in applying electrical current)
- Contact resistance: Initial value/ 20 mΩ max.
After environmental tests/ 40 mΩ max.
- Insulation resistance: 100 MΩ min.
- Withstanding voltage: 500 VAC/minute
- Applicable wire: Conductor size/ AWG #32 to #28
Insulation O.D./ 0.4 to 0.8 mm

- * Refer to "General Instruction and Notice when using Terminals and Connectors" at the end of this catalog.
- * Contact JST for details.
- * Compliant with RoHS.

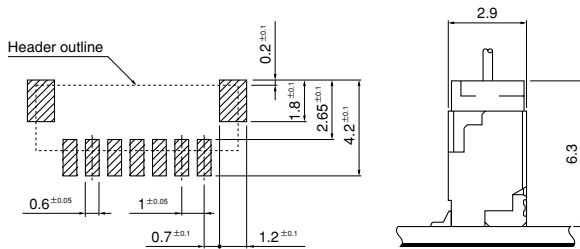
Standards

Recognized E60389

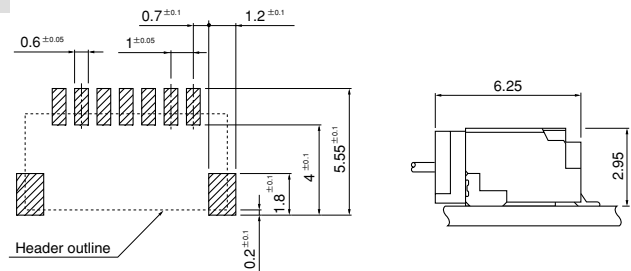
Certified LR20812

PC board layout and Assembly layout

Top entry type

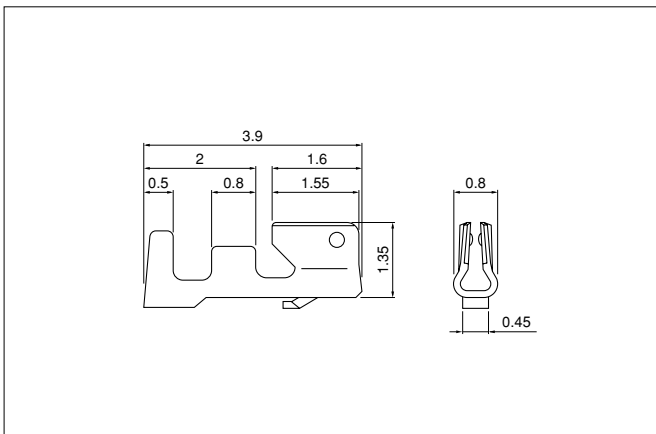


Side entry type



- Note: 1. The above figure is the figure viewed from the connector mounting side.
2. Tolerances are non-cumulative: ±0.05 mm for all centers.
3. The dimensions above should serve as a guideline. Contact JST for details.

Contact



Model No.	Applicable wire			Qty/ reel
	mm ²	AWG#	Insulation O.D. (mm)	
SSH-003T-P0.2-H	0.032~0.08	32~28	0.4~0.8	23,000

Material and Finish

Phosphor bronze, tin-plated (reflow treatment)

RoHS compliance

Note: Contact JST for gold-plated products.

Contact	Crimping machine	Applicator		
		Crimp applicator	Dies	Crimp applicator with dies
SSH-003T-P0.2-H	AP-K2N	MKS-L-10-3	MK/SSH/L-003-02	APLMK SSH/L003-02
		*MKS-SC	SC/SSH/L-003-02	APLSC SSH/L003-02

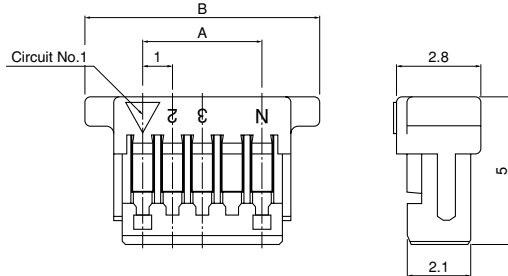
Note: *Strip-crimp applicator

Contact JST for applicable wires in case that it is not usable due to wire size.

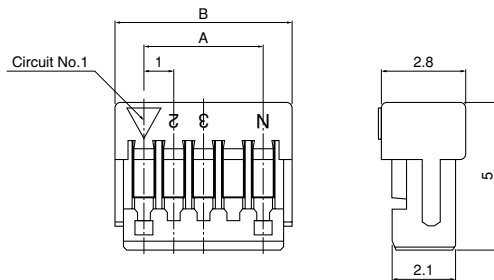
SH CONNECTOR

Housing

With protrusions



Without protrusions



Circuits	Model No.		Dimensions (mm)			Q'ty/ box
	With protrusions	Without protrusions	A	B		
2	SHR-02V-S-B	SHR-02V-S	1.0	5.0	3.0	2,000
3	SHR-03V-S-B	SHR-03V-S	2.0	6.0	4.0	2,000
4	SHR-04V-S-B	SHR-04V-S	3.0	7.0	5.0	2,000
5	SHR-05V-S-B	SHR-05V-S	4.0	8.0	6.0	2,000
6	SHR-06V-S-B	SHR-06V-S	5.0	9.0	7.0	2,000
7	SHR-07V-S-B	SHR-07V-S	6.0	10.0	8.0	2,000
8	SHR-08V-S-B	SHR-08V-S	7.0	11.0	9.0	2,000
9	SHR-09V-S-B	SHR-09V-S	8.0	12.0	10.0	2,000
10	SHR-10V-S-B	SHR-10V-S	9.0	13.0	11.0	2,000
11	SHR-11V-S-B	SHR-11V-S	10.0	14.0	12.0	2,000
12	SHR-12V-S-B	SHR-12V-S	11.0	15.0	13.0	2,000
13	SHR-13V-S-B	SHR-13V-S	12.0	16.0	14.0	2,000
14	SHR-14V-S-B	SHR-14V-S	13.0	17.0	15.0	2,000
15	SHR-15V-S-B	SHR-15V-S	14.0	18.0	16.0	2,000
20	SHR-20V-S-B	—	19.0	23.0	21.0	1,000

Material

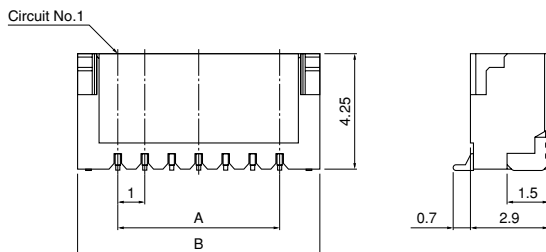
PBT, UL94V-0, natural (white)

RoHS compliance

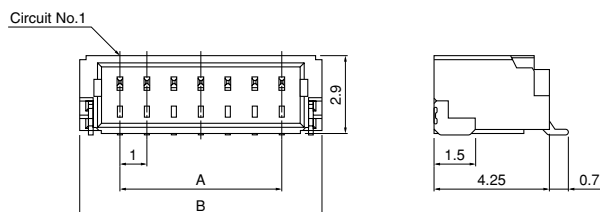
Shrouded header

The shrouded headers are interchangeable with those of the SR insulation displacement connectors.

Top entry type



Side entry type



Circuits	Model No.		Dimensions (mm)		Q'ty/reel	
	Top entry type	Side entry type	A	B	Top entry type	Side entry type
2	BM02B-SRSS-TB	SM02B-SRSS-TB	1.0	4.0	1,500	3,000
3	BM03B-SRSS-TB	SM03B-SRSS-TB	2.0	5.0	1,500	3,000
4	BM04B-SRSS-TB	SM04B-SRSS-TB	3.0	6.0	1,500	3,000
5	BM05B-SRSS-TB	SM05B-SRSS-TB	4.0	7.0	1,500	3,000
6	BM06B-SRSS-TB	SM06B-SRSS-TB	5.0	8.0	1,500	3,000
7	BM07B-SRSS-TB	SM07B-SRSS-TB	6.0	9.0	1,500	3,000
8	BM08B-SRSS-TB	SM08B-SRSS-TB	7.0	10.0	1,500	3,000
9	BM09B-SRSS-TB	SM09B-SRSS-TB	8.0	11.0	1,500	3,000
10	BM10B-SRSS-TB	SM10B-SRSS-TB	9.0	12.0	1,500	3,000
11	BM11B-SRSS-TB	SM11B-SRSS-TB	10.0	13.0	1,500	3,000
12	BM12B-SRSS-TB	SM12B-SRSS-TB	11.0	14.0	1,500	3,000
13	BM13B-SRSS-TB	SM13B-SRSS-TB	12.0	15.0	1,500	3,000
14	BM14B-SRSS-TB	SM14B-SRSS-TB	13.0	16.0	1,500	3,000
15	BM15B-SRSS-TB	SM15B-SRSS-TB	14.0	17.0	1,500	3,000
20	—	SM20B-SRSS-TB	19.0	22.0	—	3,000

Material and Finish

Contact: Copper alloy, copper-undercoated, tin-plated (reflow treatment)
Housing: PA, UL94V-0, natural (ivory)
Solder tab: Brass, copper-undercoated, tin-plated (reflow treatment)

RoHS compliance

This product displays (LF)(SN) on a label.

Note: 1. The products listed above are supplied on embossed-tape.

2. Contact JST for the headers with gold-plated pins.

3. Contact JST for the top entry type headers with suction cap.