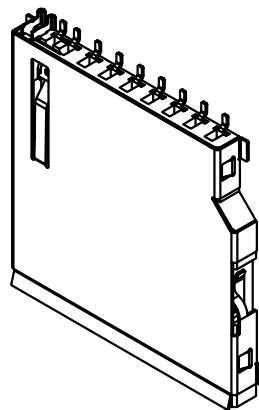
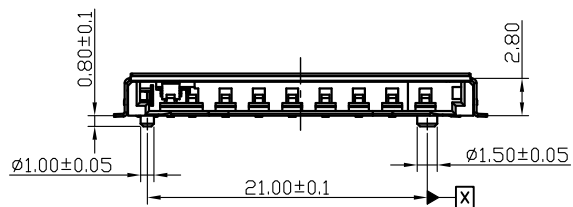
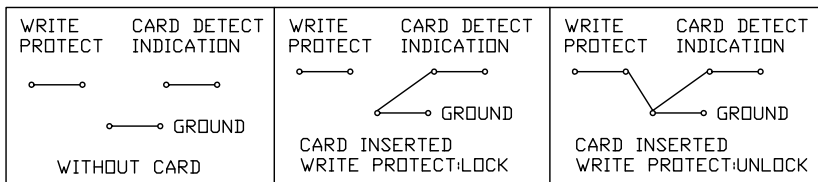


RECOMMENDED P.C.B HOLE LAYOUT
COMPONENT SIDE VIEW(TOLERANCE: +/-0.05)



- 1.MATERIAL:
 1.1 INSULATOR: LCP, UL94V-0; COLOR: NATURE.
 1.2 CONTACT: BRASS, T=0.20mm
 1.3 SHELL: BRASS, T=0.20mm
 2.FINISH:
 2.1 CONTACT: GOLD FLASH PLATED IN CONTACT AREA : 50u" MIN. TIN PLATED IN SOLDER AREA 30u" MIN. NICKEL UNDERPLATED OVERALL.
 2.2 SHELL: 50u" MIN. NICKEL PLATED OVERALL.
 3.ELECTRICAL CHARACTERISTICS
 3.1 CURRENT RATING: AC/DC 0.5A.
 3.2 CONTACT RESISTANCE: 20mΩ MAX.
 3.3 INSULATION RESISTANCE: 100MΩ MIN DC 500V.
 3.4 DIELECTRIC WITHSTANDING VOLTAGE: AC 500V PER MINUTE.
 3.5 OPERATING TEMPERATURE: -25°C ~ +85°C.
 4.NOTES:
 4.1 THIS COMPONENT AND ITS HOMOGENEOUS SUBCOMPONENTS ARE RoHS2.0 COMPLIANT.
 4.2 RESISTANCE TO SOLDERING HEAT: IR ReFlow 265±5°C FOR 10 SECONDS.
 4.3 CDPLANARITY IS 0.1MM MAX

CIRCUIT:



深圳市华宇创精密电子有限公司

TOLERANCE: X.X ±0.30 X.XX ±0.25 X.XXX ±0.15 X: ±2' X.X' ±0.5'	DRAWN BY : 陈一鸣	DATE : 2014-02-23	PART NAME: SD NO PUSH 长卡	
	CHECKED BY: 马跃	DATE : 2014-02-23	PART NO. HYC12-SD11-275	MOLD NO.
UNIT: mm [inch]	APPROVED BY: 邱敏	DATE : 2014-02-23	DRAW NO: HYC-2110140915	SHEET NO. 1 OF 1
SCALE:1:1	SIZE: A4			