



MODEL NO: 19-21UYC/S530-A4/TR8

Device Number : DSE-191-035 REV. 1.0

**0.8mm Height Flat Top LEDs**

ECN : \_\_\_\_\_ Page: 1/8

**Features :**

- Package in 8mm tape on 7" diameter reel .
- Compatible with automatic placement equipment.
- Compatible with infrared and vapor phase reflow solder process.
- Mono-color type.

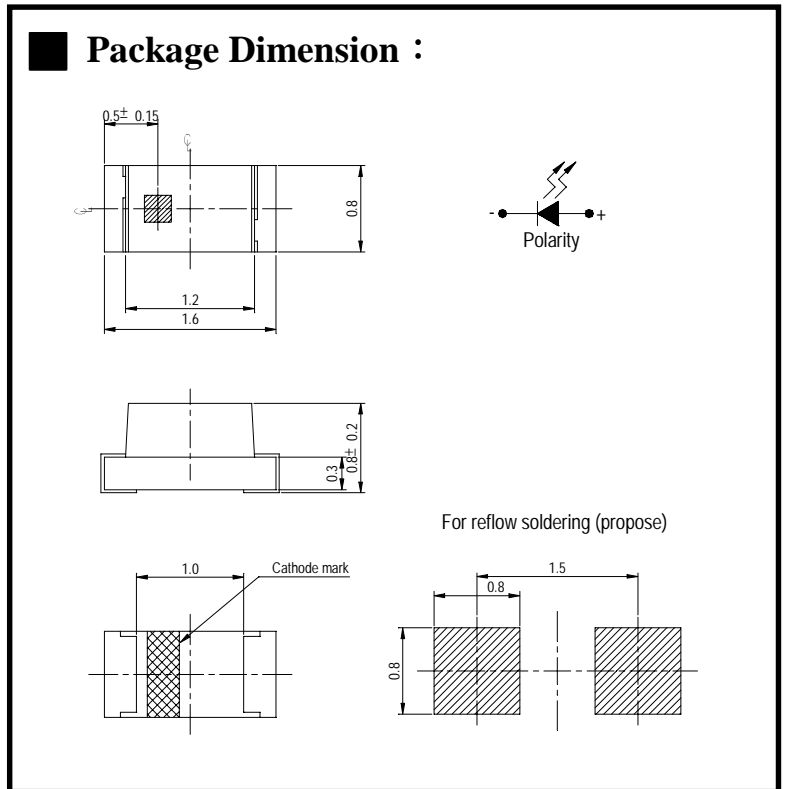
**Description :**

- The 19-21 SMD Taping is much smaller than le-aded components, thus enable smaller board size, higher packing density, reduced storage space and finally smaller equipment to be obtained.
- Besides, light Weight makes them ideal for minia-ture application, etc.

**Applications :**

- Automotive: backlighting in dashboard and switch.
- Telecommunication: indicator and backlighting in telephone and fax.
- Flat backlight for LCD, switch and symbol.
- General use.

**Package Dimension :**



**Notes :**

Tolerances Unless Dimension ±  
 0.1mm  
 Angle± 0.5°

| PART NO              | CHIP     |               | Lens Color  |
|----------------------|----------|---------------|-------------|
|                      | Material | Emitted Color |             |
| 19-21UYC/S530-A4/TR8 | AlGaInP  | Super Yellow  | Water Clear |

Office: NO. 25, Lane 76, Sec.3, Chung Yang Rd., Tucheng 236, Taipei, Taiwan, R.O.C.

TEL: 886-2-2267-2000, 2267-9936

FAX: 886-2-2267-6244, 2267-6189, 2267-6306

<http://www.everlight.com>



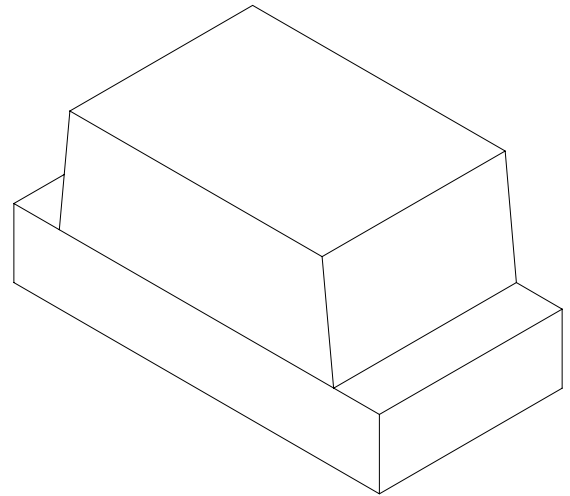
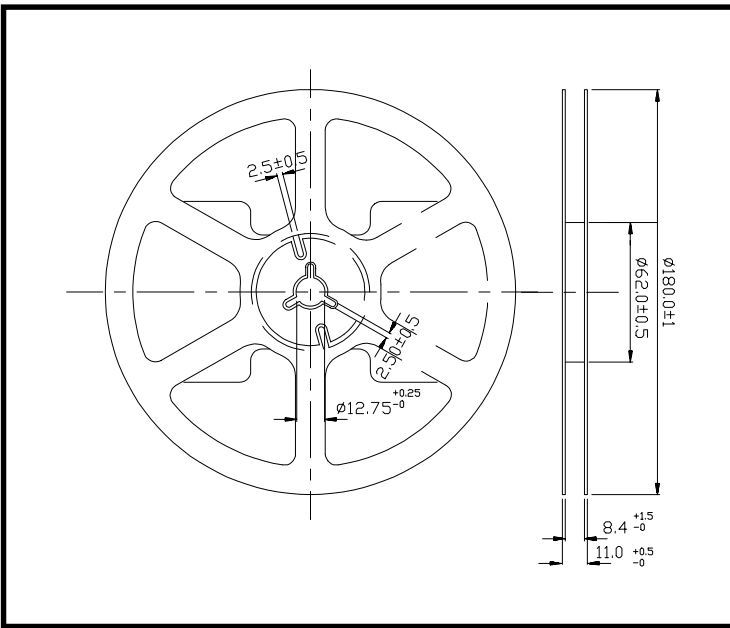
MODEL NO: 19-21UYC/S530-A4/TR8

Device Number : DSE-191-035 REV. 1.0

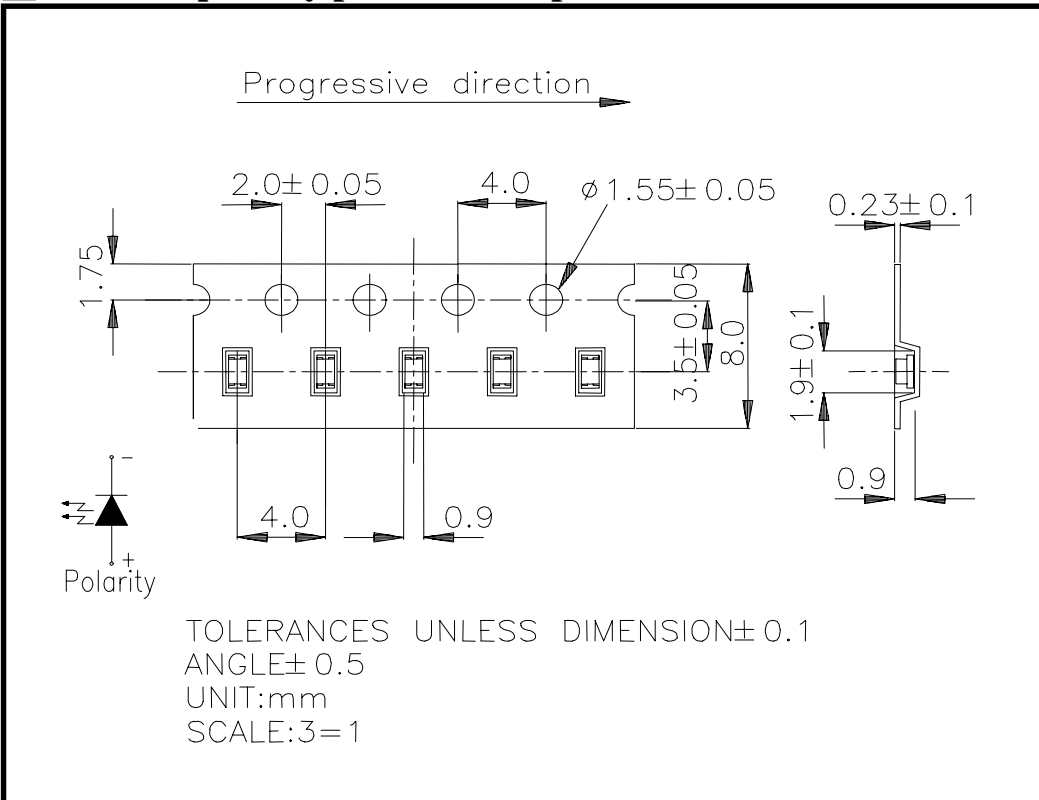
*0.8mm Height Flat Top LEDs*

ECN : ..... Page: 2/8

■ Package Dimension :



■ Loaded quantity per reel 3000 pcs/reel :





MODEL NO: 19-21UYC/S530-A4/TR8

Device Number : DSE-191-035 REV. 1.0

*0.8mm Height Flat Top LEDs*

ECN : ..... Page: 3/8

■ Absolute Maximum Ratings at Ta = 25°C

| Parameter                              | Symbol               | Rating             | Unit |
|--|----------------------|--------------------|------|
| Reverse Voltage                        | V <sub>R</sub>       | 5                  | V    |
| Forward Current                        | I <sub>F</sub>       | 25                 | mA   |
| Operating Temperature                  | T <sub>opr</sub>     | -40 ~ +85          | °C   |
| Storage Temperature                    | T <sub>stg</sub>     | -40 ~ +90          | °C   |
| Soldering Temperature                  | T <sub>sol</sub>     | 260 (for 5 second) | °C   |
| Power Dissipation                      | P <sub>d</sub>       | 60                 | mW   |
| Peak Forward Current(Duty 1/10 @ 1KHz) | I <sub>F(Peak)</sub> | 160                | mA   |

■ Electronic Optical Characteristics :

| Parameter                    | Symbol         | Min.  | Typ.  | Max.  | Unit | Condition            |
|------------------------------|----------------|-------|-------|-------|------|----------------------|
| Luminous Intensity           | I <sub>v</sub> | 53    | 80    | ----- | mcd  | I <sub>F</sub> =20mA |
| Viewing Angle                | 2θ 1/2         | ----- | 100   | ----- | deg  | I <sub>F</sub> =20mA |
| Peak Wavelength              | λ <sub>p</sub> | ----- | 591   | ----- | nm   | I <sub>F</sub> =20mA |
| Dominant Wavelength          | λ <sub>d</sub> | ----- | 589   | ----- | nm   | I <sub>F</sub> =20mA |
| Spectrum Radiation Bandwidth | Δλ             | ----- | 15    | ----- | nm   | I <sub>F</sub> =20mA |
| Forward Voltage              | V <sub>F</sub> | ----- | 2.0   | 2.4   | V    | I <sub>F</sub> =20mA |
| Reverse Current              | I <sub>R</sub> | ----- | ----- | 10    | μA   | V <sub>R</sub> =5V   |



MODEL NO: 19-21UYC/S530-A4/TR8

Device Number : DSE-191-035 REV. 1.0

*0.8mm Height Flat Top LEDs*

ECN : ..... Page: 4/8

■ Reliability Test Items And Condition

| NO | Item                                | Test Conditions                               | Test Hours/Cycle | Sample Size | Ac/Re |
|----|-------------------------------------|---|------------------|-------------|-------|
| 1  | Solder Heat                         | TEMP : 260°C ± 5 °C                           | 5 SEC            | 76 PCS      | 0/1   |
| 2  | Temperature Cycle                   | H : +85°C 30min<br>∫ 5 min<br>L : -55°C 30min | 50 CYCLES        | 76 PCS      | 0/1   |
| 3  | Thermal Shock                       | H : +100°C 5min<br>∫ 10 sec<br>L : -10°C 5min | 50 CYCLES        | 76 PCS      | 0/1   |
| 4  | High Temperature Storage            | TEMP : 100°C                                  | 1000 HRS         | 76 PCS      | 0/1   |
| 5  | Low Temperature Storage             | TEMP : -55°C                                  | 1000 HRS         | 76 PCS      | 0/1   |
| 6  | DC Operating Life                   | IF = 20 mA                                    | 1000 HRS         | 76 PCS      | 0/1   |
| 7  | High Temperature /<br>High Humidity | 85°C/RH85%                                    | 1000 HRS         | 76 PCS      | 0/1   |



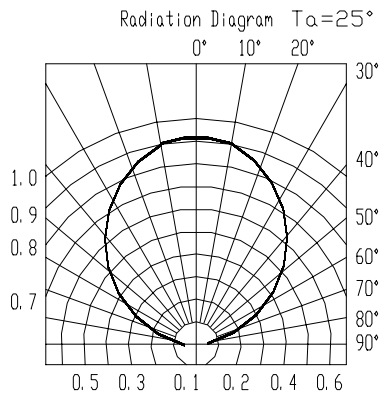
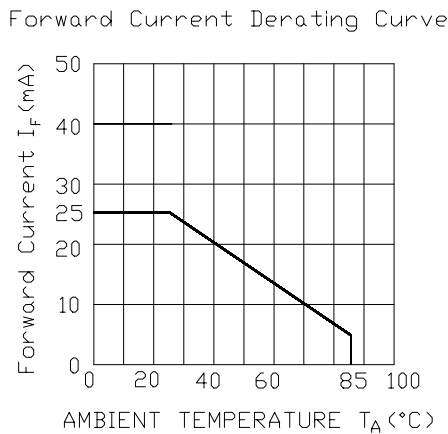
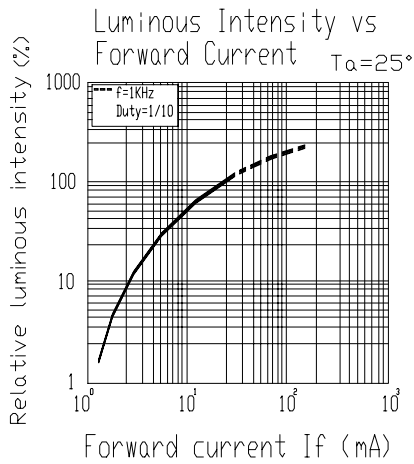
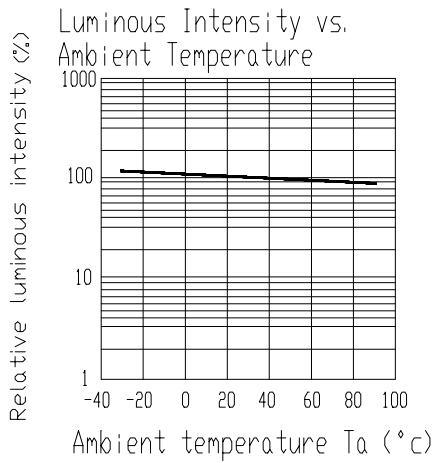
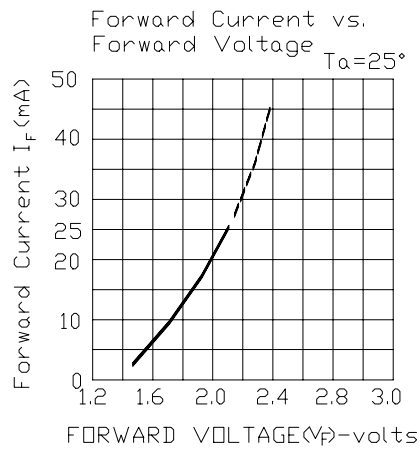
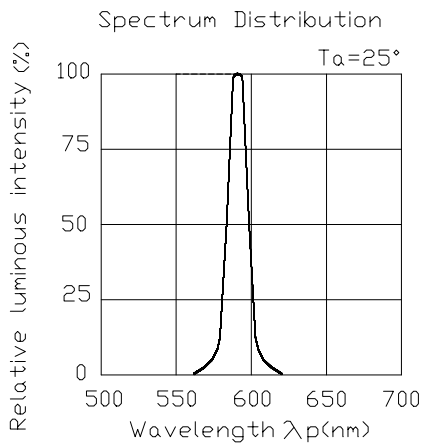
MODEL NO: 19-21UYC/S530-A4/TR8

Device Number : DSE-191-035 REV. 1.0

**0.8mm Height Flat Top LEDs**

ECN : \_\_\_\_\_ Page: 5/8

**Typical Electro-Optical Characteristic Curves**





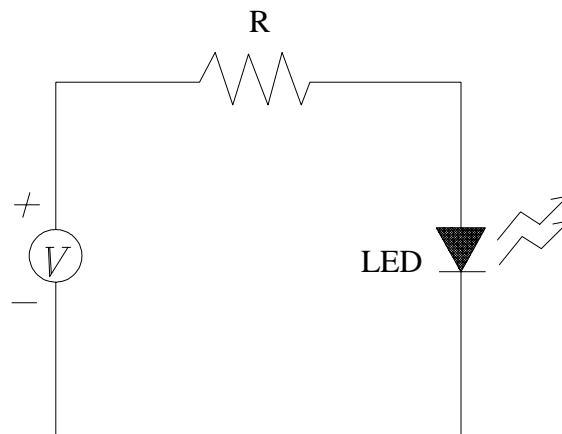
MODEL NO: 19-21UYC/S530-A4/TR8

Device Number : DSE-191-035 REV. 1.0

*0.8mm Height Flat Top LEDs*

ECN : ..... Page: 6/8

### ■ Test Circuit



### ■ Precautions For Use

#### 1. Over-current-proof

Customer must apply resistors for protection , otherwise slight voltage shift will cause big current change ( Burn out will happen ).

#### 2. Storage time

2.1 The operation of temperature and R.H. are :  $5^{\circ}\text{C} \sim 35^{\circ}\text{C}$  , R.H.60% .

2.2 Once the package is opened , the products should be used within a week.

Otherwise , they should be keep in a dampproof box with desiccants.

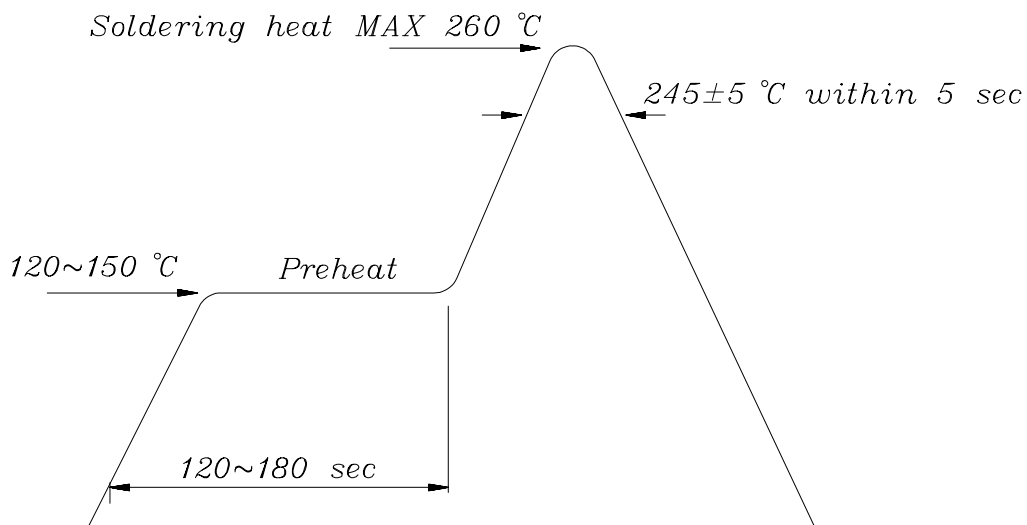
Considering the tape life , we suggest our customers to use our products within a year(from production date).

2.3 If opened more than one week in an atmosphere  $5^{\circ}\text{C} \sim 35^{\circ}\text{C}$  , R.H.60% , they should be treated at  $60^{\circ}\text{C} \pm 5^{\circ}\text{C}$  for 15hrs.

2.4 When you discover that the desiccant in the package has a pink color (normal=blue) , you should treat them in the same conditions as 2.3.

■ **Soldering heat reliability ( DIP )**

Please refer to the following figure :

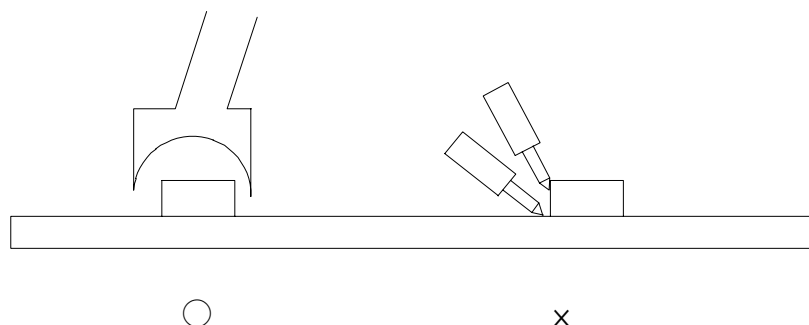


■ **Soldering Iron**

Basic spec is  $\leq 5$  sec when  $260^{\circ}\text{C}$ . If temperature is higher, time should be shorter ( $+10^{\circ}\text{C} \rightarrow -1\text{sec}$ ). Power dissipation of iron should be smaller than 15 W , and temperature should be controllable. Surface temperature of the device should be under  $230^{\circ}\text{C}$ .

■ **Rework**

1. Customer must finish rework within 5 sec under  $260^{\circ}\text{C}$ .
2. Copper foil can not be touched by the head of iron.
3. Twin-head type is preferred.





EVERLIGHT ELECTRONICS CO.,LTD.

MODEL NO: 19-21UYC/S530-A4/TR8

Device Number : DSE-191-035 REV. 1.0

**0.8mm Height Flat Top LEDs**

ECN : ..... Page: 8/8

■ Reflow Temp / Time :

