

PS15150LT

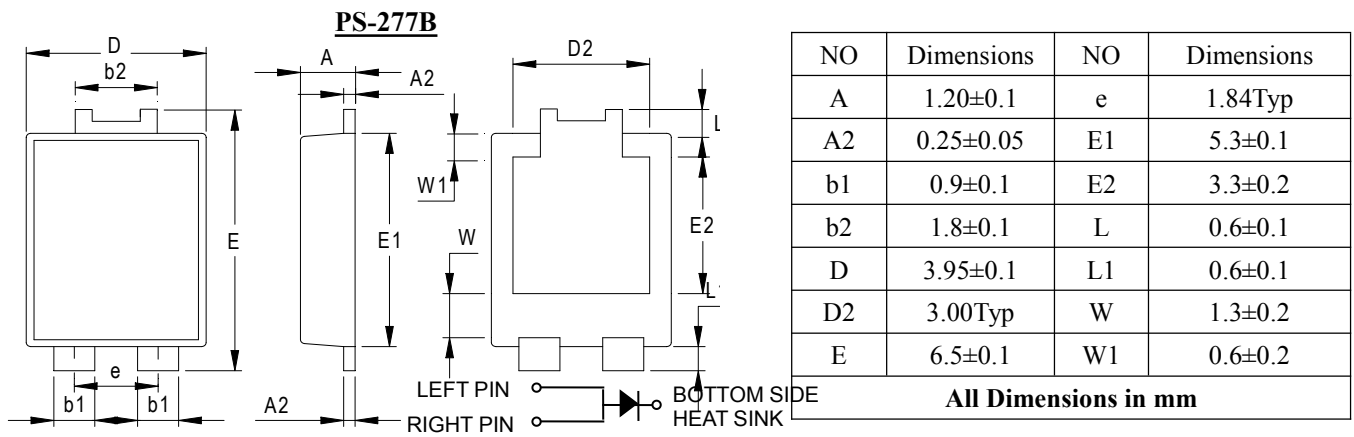
15.0AMPS. SCHOTTKY BARRIER RECTIFIERS

FEATURE

- . For surface mounted application
- . High current capability
- . Low forward voltage drop
- . Low power loss, high efficiency
- . High surge current capability
- . High temperature soldering guaranteed:
260°C/10 seconds at terminals.

MECHANICAL DATA

- . Terminal: Solder plated
- . Case: Molded with UL-94 Class V-0 recognized
Flame Retardant Epoxy (Halogen free)
- . Weight: 0.098 grams (approximate)



Single phase, half wave, 60Hz, resistive or inductive load.

For capacitive load, derate current by 20%

MAXIMUM RATINGS (T_C=25°C unless otherwise noted)

Parameter	SYMBOL	PS15150LT	Units
Maximum Recurrent Peak Reverse Voltage	V_{RRM}	150	V
Maximum RMS Voltage	V_{RMS}	105	V
Maximum DC blocking Voltage	V_{DC}	150	V
Average Forward Rectified Current	$I_{F(AV)}$	15	A
Peak Forward Surge Current 8.3ms single half sine-wave superimposed on rated load (JEDEC method)	I_{FSM}	250	A
Typical Junction Capacitance (Note1)	C_J	450	pF
Storage Temperature	T_{STG}	-55 to + 150	°C
Operating Junction Temperature	T_J	-55 to + 150	°C

ELECTRICAL CHARACTERISTICS (T_C=25°C unless otherwise noted)

Parameter	SYMBOL	Min	Typ	Max	Units
Reverse Breakdown Voltage at I _r =0.25mA	V_{BR}	150	-----	-----	V
Instantaneous Forward voltage at 15A	V_F	@T _J =25°C	-----	0.83	0.88
		@T _J =100°C	-----	-----	0.75
Instantaneous Forward voltage at 2A	V_F	@T _J =25°C	-----	0.55	0.60
		@T _J =100°C	-----	0.48	0.52
Reverse current at rated DC blocking voltage	I_R	@T _J =25°C	-----	0.01	0.05
		@T _J =100°C	-----	1.0	5.0

THERMAL CHARACTERISTICS($T_C=25^{\circ}C$ unless otherwise noted)

Parameter	SYMBOL	PS15150LT	Units
Typical Thermal Resistance (Note2)	$R_{(JA)}$	65	$^{\circ}C/W$
	$R_{(JC)}$	20	

Note:

- 1.Measured at 1.0 MHz and applied reverse voltage of 4.0Vdc
- 2.Polyimide PCB, 2oz. Copper. Cathode pad dimensions 18.8* 14.4*1.6mm. Anode pad dimensions 5.6 x 14.4*1.6mm.

RATING AND CHARACTERISTIC CURVES (PS15150LT)

FIG.1-TYPICAL FORWARD CURRENT DERATING CURVE

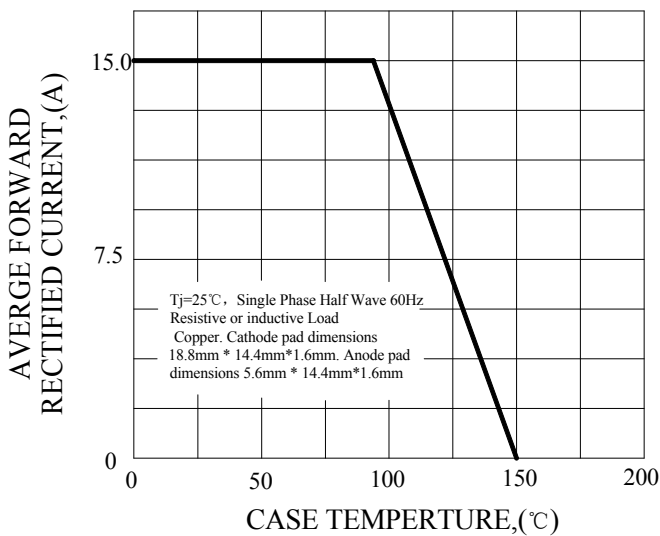


FIG.2-TYPICAL INSTANTANEOUS FORWARD CHARACTERISTICS

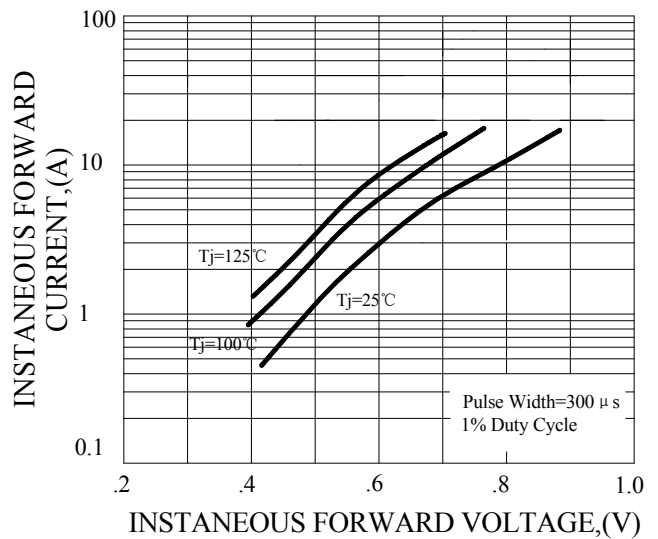


FIG.3-MAXIMUM NON-REPETITIVE FORWARD SURGE CURRENT

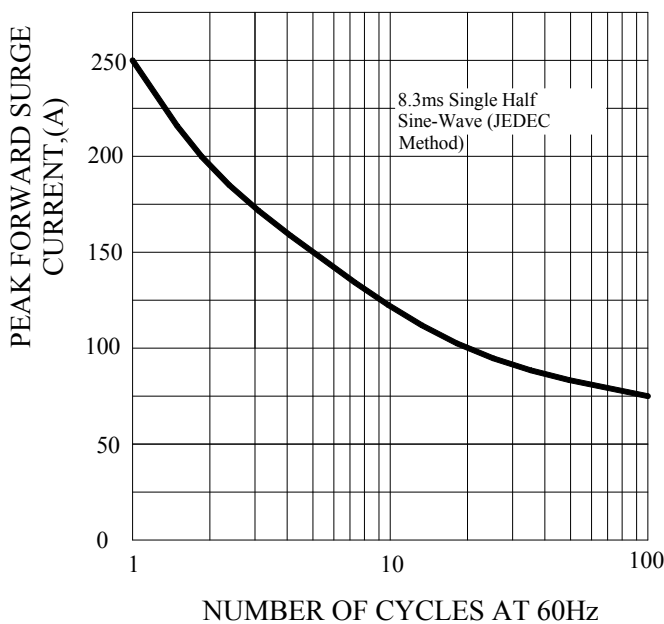
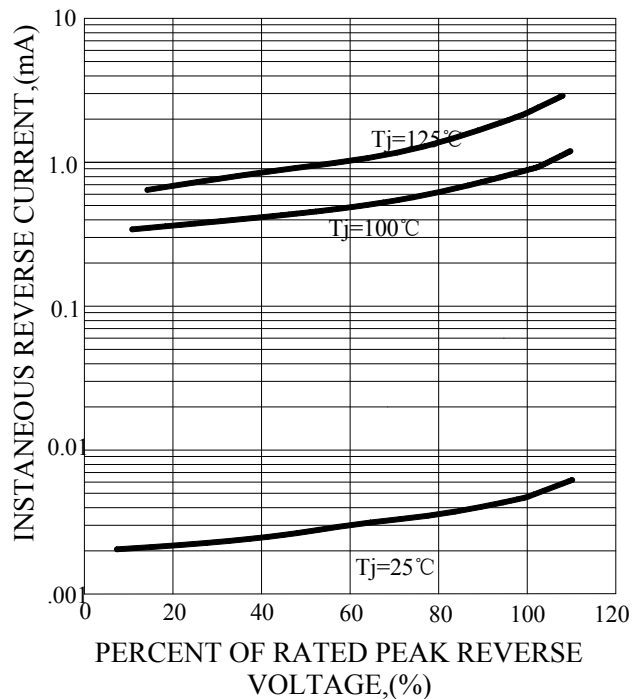
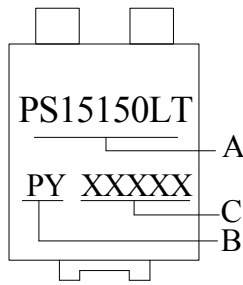


FIG.4-TYPICAL REVERSE CHARACTERISTICS



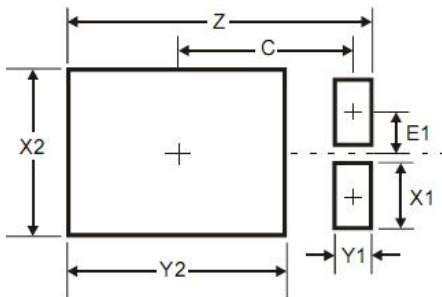
Marking、 Pad Layout 、 MOQ and Packaging illustration

1、 Marking



SYMBOL	Explanation
A	Product Name
B	Trademark
C	Date Code

2、 Suggested Pad Layout

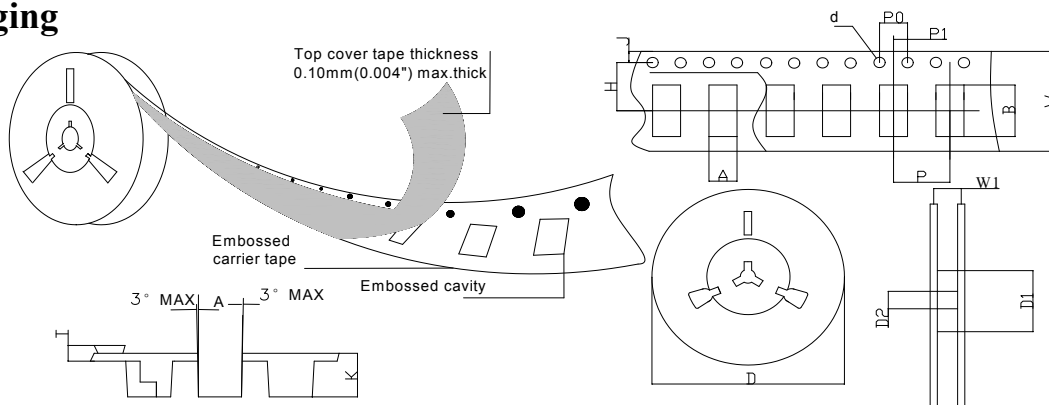


Dimensions	Value (in mm)
Z	6.6
X1	1.4
X2	3.6
Y1	0.8
Y2	4.7
C	3.87
E1	0.9

3、 MOQ

3000pcs / Tape & Reel

4、 Packaging



SPECIFICATIONS mm(inch)		PACKAGE	SPECIFICATIONS mm(inch)		PACKAGE
ITEM	SYM BOL	PS-277B	ITEM	SYM BOL	PS-277B
Carrier width	A	4.45(0.175)Max	Carrier depth	K	1.60(0.063)Typ
Carrier length	B	7.0(0.276)Max	Punch hole pitch	P	8.00(0.315)Typ
Sprocket hole	d	ø1.55(0.061)Typ	Sprocket hole pitch	P0	4.00(0.157)Typ
Reel outer diameter	D	330.0(13.0)Typ	Embossment center	P1	2.00(0.079)Typ
Reel inner diameter	D1	74.0(2.913)Min	Overall tape thickness	T	0.25(0.010)Typ
Feed hole diameter	D2	13.0(0.512)Typ	Tape width	W	16.0(0.630)Typ
Sprocket hole position	J	1.75(0.069)Typ	Reel width	W1	16.5(0.650)Min
Punch hole position	H	7.50(0.295)Typ			