


CETC0530B TYPE

■ Features

- RoHS compliant* and halogen free**
- lowest DCR/uH,in this package size.
- High saturation current
- Frequency range up to 3.0MHZ.
- Ultra low buzz noise,due to composite construction.



■ Applications

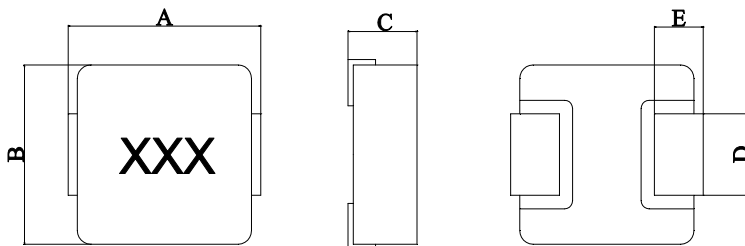
- Notebook/Desktop/Server applications.
- low profile,high current power supplies.
- Battery powered devices.
- DC/DC converters.

■ Product identification

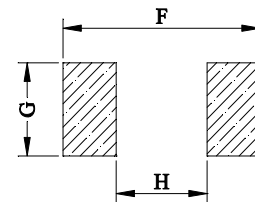
CETC XXXX - XXX M - B
 ① ② ③ ④ ⑤

① Product Code	② Size: L×W (mm)	③ Inductance Value
④ Tolerance: J±5%, K±10%, L±15% , M±20%, P± 25%, N±30%		⑤ Category

■ Product Dimensions [unit: mm]



■ Recommended Layout [unit: mm]



型号	A	B	C	D	E	F	G	H
CETC 0530	5.45 ± 0.35	5.18 ± 0.25	3.0Max	2.2 ± 0.3	1.2 ± 0.3	5.99	2.5	2.5

■ Specification table

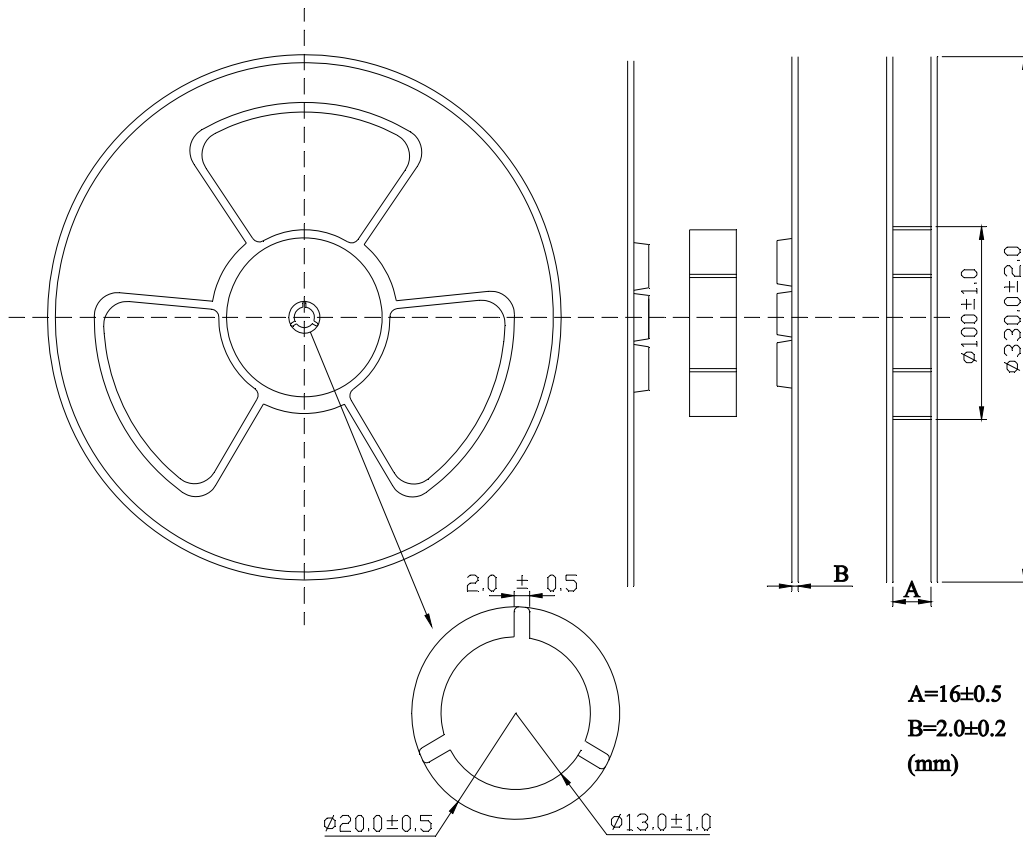
CETC0530-B series

P/N	100KHz 0.25V	D.C.R (mΩ)		Heat Rating Current	Saturation Current
	L0(μH) ±20% '@0A	Typical	Max	Idc (Amp) Typical	Isat (Amp) Typical
CETC 0530-R20 M-B	0.2	3.7	4.10	15	30
CETC 0530-R47 M-B	0.47	6.7	7.1	12	18
CETC 0530-R68 M-B	0.68	8	8.8	10	15
CETC 0530-1R0 M-B	1.0	11.5	12.65	10	12
CETC 0530-1R5 M-B	1.5	20	25	8	10
CETC 0530-2R2 M-B	2.2	25	29	6	9
CETC 0530-3R3 M-B	3.3	32	38	5	7
CETC 0530-4R7 M-B	4.7	49	54	4.5	6
CETC 0530-6R8 M-B	6.8	60	70	3.5	5
CETC 0530-100 M-B	10	110	121	3	4.5
CETC 0530-150 M-B	15	140	154	2.5	3

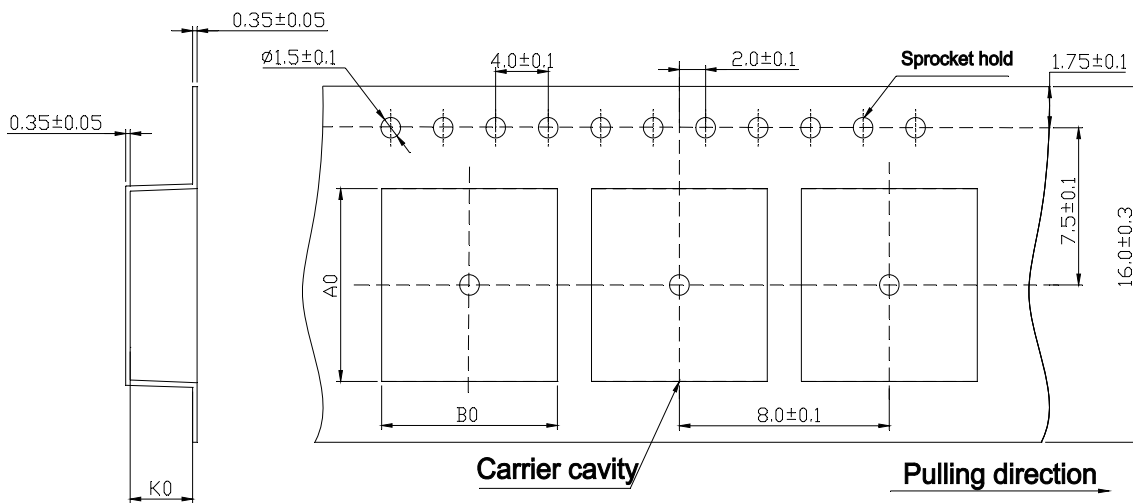
- All test data is referenced to 25°C ambient
- DC current (Idc) that will cause an approximate ΔT of 40°C
- DC current (Isat) that will cause Lo to drop approximately 20%
- Operating temperature Range: -40°C to +125°C
- The part temperature (ambient + temp rise) should not exceed 125°C under the worst operating conditions. Circuit design, component placement, PWB trace size and thickness, airflow and other cooling provisions all affect the part temperature. Part temperature should be verified in the end application.

■ Packaging

1) Reel dimensions

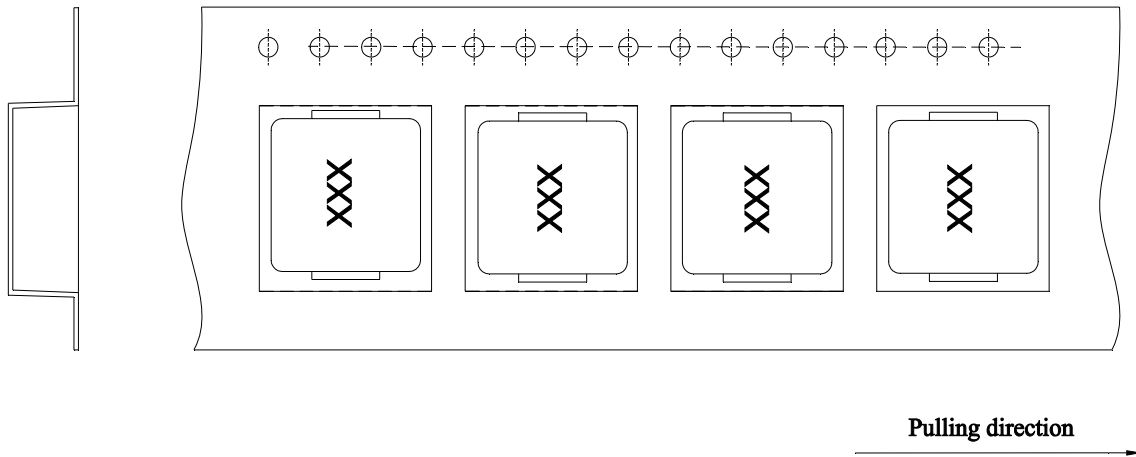


2) Tape packaging dimensions



Dimensions Code (mm)		
A0	B0	K0
5.8 ± 0.1	5.58 ± 0.1	3.2 ± 0.1

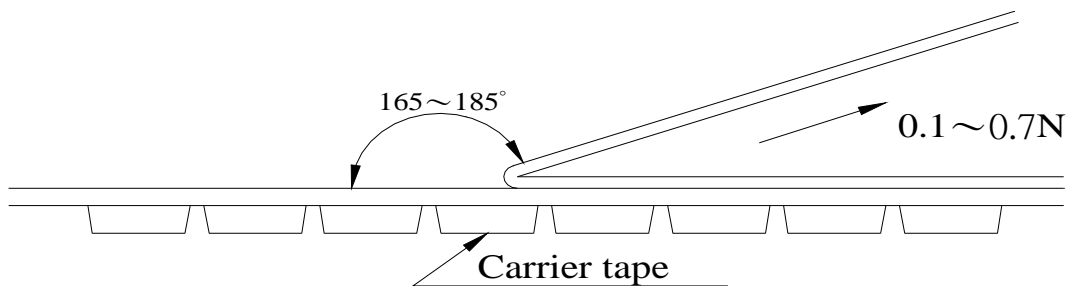
3) Tape Direction



4) Peel force of top cover tape

The peel speed shall be about 300 mm/minute

The peel force of top cover tape shall be between 0.1 to 1.3N



Numbers of taping: 1500 pieces / reel.

■ Reminders

Please pay sufficient attention to the warnings for safe designing when using these products.

- ※ The storage period is less than 12 months. Be sure to follow the storage conditions (Temperature: 5 to 40°C, Humidity: 10 to 75% RH or less).
If the storage period elapses, the soldering of the terminal electrodes may deteriorate.
- ※ Do not use or store in locations where there are conditions such as gas corrosion (salt, acid, alkali, etc.).
- ※ Before soldering, be sure to preheat components.
The preheating temperature should be set so that the temperature difference between the solder temperature and chip temperature does not exceed 150°C.
- ※ Soldering corrections after mounting should be within the range of the conditions determined in the specifications.
If overheated, a short circuit, performance deterioration, or lifespan shortening may occur.
- ※ Self heating (temperature increase) occurs when the power is turned ON, so the tolerance should be sufficient for the set thermal design.
- ※ Do not expose the products to magnets or magnetic fields.
- ※ Do not use for a purpose outside of the contents regulated in the delivery specifications.