

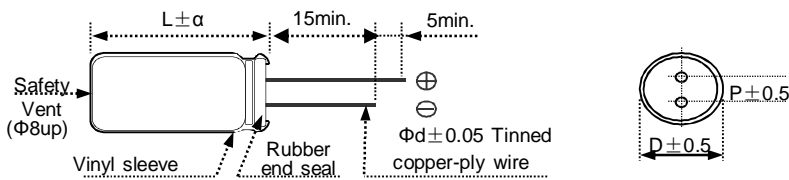
RC Series

- Low impedance type
- For switching power supply
- RoHS Compliant

◆ 规格表 Specifications

项目 Items	特性参数 Characteristics											
使用温度范围 Category Temperature Range	-55 ~ +105°C (6.3 ~ 100V)    -40 ~ +105°C (160 ~ 400V)    -25 ~ +105°C (450V)											
额定工作电压范围 Rated Voltage Range	6.3 ~ 450V											
静电容量允许偏差 Capacitance Tolerance	±20%(M)    (at 20°C, 120Hz)											
漏电流 Leakage Current	6.3 ~ 100V					160 ~ 450V						
	I ≤ 0.03CV or 4μA, Which is greater application of rated Voltage after 1 minute. 施加额定工作电压1分钟后读数, 二者取大值。											
	I ≤ 0.01CV or 3μA, Which is greater application of rated Voltage after 2 minutes. 施加额定工作电压2分钟后读数, 二者取大值。											
	Note: I=Max.leakage current (uA), C=Nominal capacitance(uF), V=Rated voltage(V) (at 20°C)											
损耗角正切值 tanδ Dissipation Factor	Rated voltage(V)	6.3	10	16	25	35	50	63	100	160 ~ 250	400	450
	tanδ(Max.)	0.22	0.19	0.16	0.14	0.12	0.10	0.09	0.08	0.20	0.24	0.24
	标称容量超过1000uF, 则每增加1000uF, 损耗角正切值增加0.02. When nominal capacitance exceeds 1000μF, add 0.02 to the value above for each 1000μF increase. (at 20°C, 120Hz)											
低温特性 Low Temperature Characteristics (Max.Impedance Ratio)	电容器在120Hz下的阻抗比值, 不应超过下表所列出的值											
	Rated voltage(V)	6.3	10	16	25	35	50	63	100	160 ~ 250	400	450
	Z(-25°C)/Z(+20°C)	4	3	2	2	2	2	2	2	3	5	6
	Z(-40°C)/Z(+20°C)	8	6	4	3	3	3	3	3	6	6	-
耐久性 Endurance	105°C施加额定工作电压和最大允许纹波电流经下表规定时间, 恢复到20°C后, 产品性能应满足以下要求 The following specifications shall be satisfied when the capacitors are restored at 20°C after subjected to DC voltage with the rated ripple current is applied for the specified period of time at 105°C.											
	Time for 6.3 ~ 100V	Φ5 ~ Φ8 : 2000 hours    Φ10 ~ Φ16 : 3000 hours										
	Time for 160 ~ 450V	5000 hours(4.7μF/200    Φ6.3: 3000hrs)										
	Capacitance change	≤ ±20% of the initial value										
	D.F.(tanδ)	≤ 200% of the specified value										
	Leakage current	≤ The specified value										
高温储存特性 Shelf Life	105°C放置1000小时, 恢复到20°C后, 产品性能应满足以下要求 The following specifications shall be satisfied when the capacitors are restored at 20°C after exposing them for 1000 hours at 105°C without voltage applied.											
	Rated voltage	6.3 ~ 100V					160 ~ 450V					
	capacitance change	≤ ±20% of the initial value					≤ ±20% of the initial value					
	D.F.(tanδ)	≤ 200% of the specified value					≤ 200% of the specified value					
	Leakage current	≤ The specified value					≤ 500% of the specified value					

◆ 外形图 Dimensions (mm)



ΦD	5	6.3	8	10	13	16	18
P	2.0	2.5	3.5	5.0	5.0	7.5	7.5
Φd	0.5	0.5	0.5	0.6	0.6	0.8	0.8

α	(L<20) 1.5
	(L≥20) 2.0


◆ 纹波电流修正系数 Rated Ripple Current Coefficient

● 频率系数 Frequency Coefficient

Rated Voltage(V)	Frequency(Hz)				
	Case code	120	1K	10K	100K
16 ~ 35	Φ5 (~ 22μF)	0.30	0.68	0.91	1.00
	Φ5 (33μF ~), Φ6.3, Φ8	0.50	0.80	0.94	1.00
	Φ10 ~ Φ18	0.70	0.88	0.97	1.00
50 80	Φ5 (~ 3.3μF)	0.20	0.66	0.90	1.00
	Φ5 (4.7μF ~), Φ6.3, Φ8	0.40	0.76	0.93	1.00
100	Φ10 ~ Φ18	0.60	0.84	0.96	1.00
	Φ5 (~ 1μF)	0.20	0.60	0.88	1.00
	Φ5 (2.2μF ~), Φ6.3, Φ8	0.30	0.65	0.90	1.00
160 ~ 450	Φ10 ~ Φ18	0.40	0.75	0.93	1.00
	Φ10	0.25	0.61	0.88	1.00
	Φ12.5 ~ Φ18	0.35	0.66	0.89	1.00

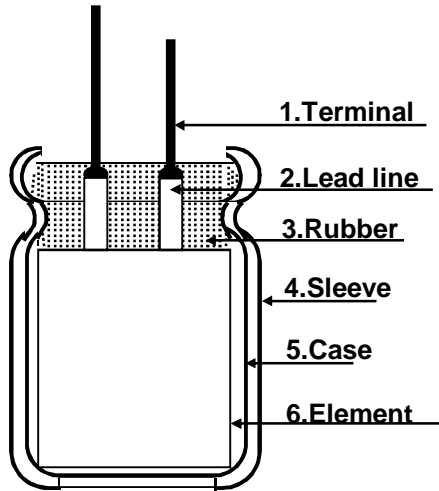
表中Max和Min均为样品实测数据.Max、Min value in the list is measured value.

BERYL			主要技术参数												
部品号码	部品名	额定条件下 工作寿命	CX容量 (uF) at 120Hz 25℃			DF损失(%) at 120Hz 25℃			最大允许纹波 电流(mArms) 温度105℃ 测 试频率100KHz	ESR(Ω)100KHz 25℃			LC漏电(uA)1分钟测试		
			3.76~5.64			<8				<4.5			<14.1		
RC100M4R7LO5*11	4.7uF/100V Φ5*11L	2000H	Max	Min	$\bar{X}$	Max	Min	$\bar{X}$	107.00	Max	Min	$\bar{X}$	Max	Min	$\bar{X}$
			墨绿金字		4.372	4.201	4.287	4.62		4.26	4.44		2.4980	1.9072	2.2026

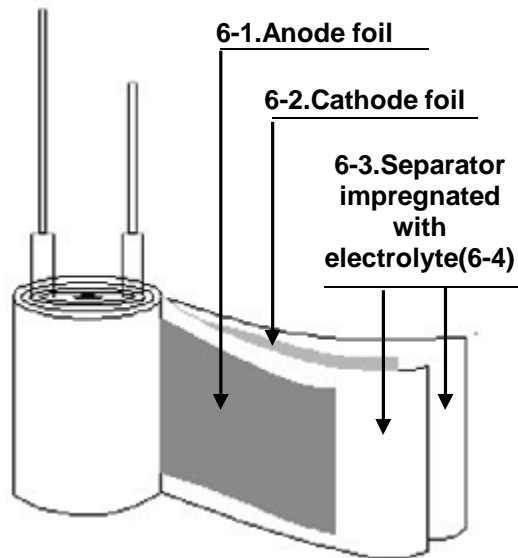


# Structure Drawing of Aluminum Electrolytic Capacitors 铝电解电容器结构图

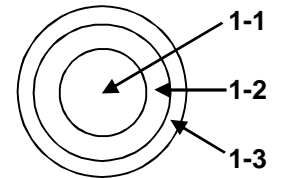
**Capacitor**  
电容器



**Stretch Out View of Element**  
素子展开图



**Cross Section of Terminal**  
CP 线横向剖面图



1-1. Fe  
铁芯

1-2. Copper plate ( $\geq 10\mu\text{m}$ )  
镀铜层

1-3. Tin Plate ( $\geq 8\mu\text{m}$ )  
镀锡层

Item	Component 组成材料	Materials 材质	Vendor 供应商
1	Terminal CP线	Tinned copper-ply wire 镀铜镀锡铁线	Japan-Funded Enterprises
2	Lead line 引出线	Aluminum, 99.95% or 99.97% 纯度为99.95%或99.97%的金属铝片	Nan Ming(Quan Yong)
3	Rubber 胶盖	IIR rubber IIR 橡胶	Lian Hua Xin
4	Sleeve 胶管	PET PET	Yun Lin
5	Case 铝壳	Aluminum, 99.8% 纯度为99.8%的金属铝	An Qi Li
6-1	Anode Foil 阳极箔	Formed aluminum, 99.99% or 99.98% 纯度99.99%或99.98%的化成铝箔	China-Japan Joint Venture
6-2	Cathode Foil 阴极箔	Etched aluminum, 99.7% or 99.4% 纯度99.7%或99.4%的腐蚀铝箔	ELE-CON
6-3	Separator 电解纸	fiber paper 纤维纸	KAN、NKK
6-4	Electrolyte 电解液	Ethylene glycol, ammonium salt, etc. 乙二醇、铵盐等	BERYL

TITLE/DESCRIPTION	BERYL	SHEET
ALUMINUM ELECTROLYTIC CAPACITOR 铝电解电容器		共10页, 第8页

● Don't change written contents and append it. ● 记载内容不变更与添加

- 1.此部品不使用含有RoHS的指定物质.
- 2.对于RoHS物质使用的有无在承认书上要明确规定.
- 3.为部品易区分处理. 对塑料材料要标识材料记  
所谓标识记号详细请参照RoHS[塑料制部品的材料标识规定]  
但, 标识困难时除外.

「困难例」

- . 无记入标识记号的场所.
- . 因要记入标识可能会造成机能损坏.
- . 因生产方法标识困难.

4.成型用树脂. 油墨, 涂料, 覆盖电线要从绿色环保伙伴认定厂商购买.

- 1.This part should not contain any substances which are specified in RoHS
- 2.Clarity by delivery specifications about the existence of use of the substance which are specified in RoHS
- 3.In order to make sorting of plastic waste easy, material symbols is marked on the plastic  
For details on marking symbols, refer to RoHSMarking of plastic parts and packaging material.

Marking may be omitted in the following cases:

- . Not enough space to apply the marking
- . Marking would interfere with performance or functional
- . Marking technically not feasible due to the specific production

4.Purchase ink, paint,wire rods. And molding resins only from the business partners that approves as RoHS

TITLE/DESCRIPTION  ALUMINUM ELECTROLYTIC CAPACITOR	BERYL	SHEET
----- 铝电解电容器		共10页, 第9页

## 5. Marking

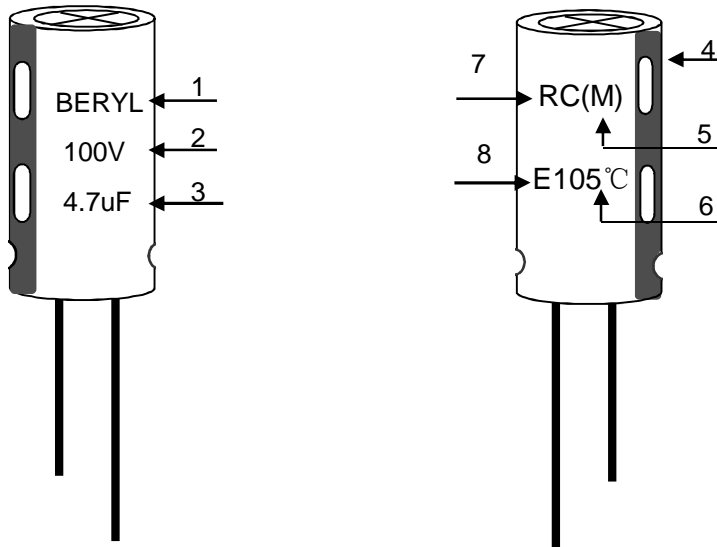
The following items shall be marked indelibly and legibly on specimen or each unit pack.

1. Manufacturer's name (abbreviated manufacturer's name permitted) or trademark.
2. Work voltage
3. Capacitance
4. Polarity of the terminals
5. Capacitance Tolerance
6. Work temperature
7. Series
8. Sleeve

## 5. 标示

每个部品的表面或最小包装单位依下记事项不易消失的方法来标示。

1. 制造者名(料号) 或商标
2. 额定电压
3. 静电容量
4. 极性
5. 静电容量允许误差
6. 最高使用温度
7. 系列
8. 胶管材质: PET



注: 1. 本承认书中所有数据如有异议, 以中文为准。

2. 在使用电解电容器时, 请参考承认书内的使用标准, 由于客户使用超出承认书相关参数和范围, 如额定电压、额定纹波电流、温度等, 不在我司质量保证范围内。

3. 由于电路设计不当或缺陷造成的电解电容器损坏, 不在我司质量保证范围内。

TITLE/DESCRIPTION

ALUMINUM ELECTROLYTIC CAPACITOR

铝电解电容器

BERYL

SHEET

共10页,  
第10页