

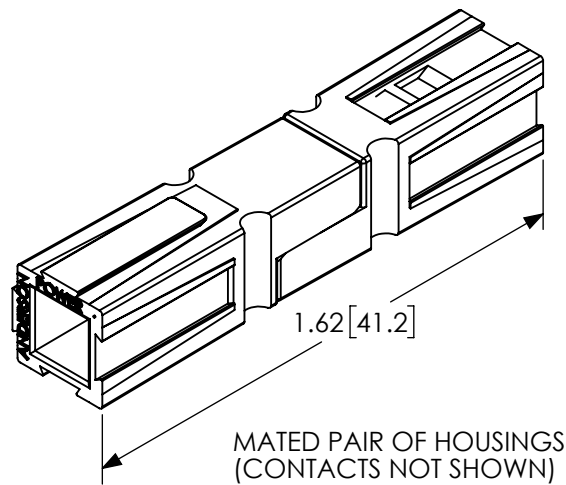
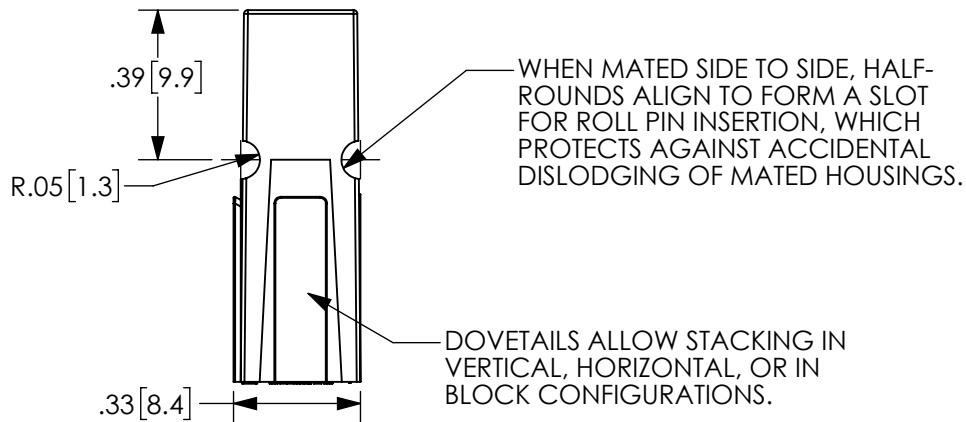
THE INFORMATION CONTAINED IN THIS DRAWING IS THE SOLE PROPERTY OF ANDERSON POWER PRODUCTS. ANY REPRODUCTION IN PART OR WHOLE WITHOUT THE WRITTEN PERMISSION OF ANDERSON POWER PRODUCTS IS PROHIBITED.

Copyright 2017

ANDERSON POWER PRODUCTS RESERVES THE RIGHT TO ALTER PRODUCT TYPES, THEIR TECHNICAL DATA, DIMENSION, STYLE AND ACCESSORIES WITHOUT PRIOR NOTIFICATION.

D

D

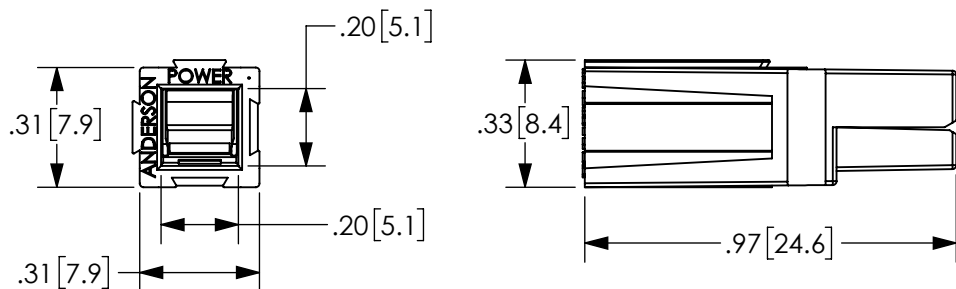


C

C

B

B



CAT. NO.	COLOR
1327	RED
1327G5	GREEN
1327G6	BLACK
1327G7	WHITE
1327G8	BLUE
1327G16	YELLOW
1327G17	ORANGE
1327G18	GRAY
1327G21	BROWN
1327G22	PINK
1327G23	PURPLE

NOTES:

1. SPRING/HOUSING ASSEMBLIES ARE UL RECOGNIZED PER FILE E26226, CSA CERTIFIED PER LR25154. 4
2. THESE HOUSING ASSEMBLIES ACCOMMODATE ANDERSON CONTACTS FOR WIRE RANGES FROM #20 AWG TO #10 AWG.
3. FOR ASSEMBLY INSTRUCTIONS, SEE DOCUMENT 1S1072.
4. HOUSINGS: POLYCARBONATE, UL94V0.
SPRING: STAINLESS STEEL.
FOR OTHER COLORS, CONSULT ANDERSON POWER PRODUCTS.

A

A

4	ECN 2016-0118 - REMOVED VDE CERTIFIED	CPD	3/17/2017
REV.	DESCRIPTION OF CHANGES	APPROVED	DATE

DIMENSIONS ARE IN:	MM [INCH]	APPROVALS		ANDERSON POWER PRODUCTS TITLE 1327-SERIES "POWERPOLE 15/45" HOUSING/SPRING ASSEMBLY FOR 15 TO 45 AMP APPLICATIONS
UNLESS OTHERWISE STATED		DRAWN	R.D.I. 9/3/1968	
TOLERANCES:		CHECKED	E.D.W. 9/9/1968	
DECIMALS (INCH) DECIMALS (MM) ANGLES .XX ± .015 .X ± .38 ± .5° .XXX ± .005 .XX ± .13		MFG APPRV		
SURFACE FINISH:		QC APPRV		SIZE A DWG NO. 1-9597S1 REV. 4
MACHINED 3.2µ [128µin] ✓ MOLDED 1.6µ [64µin] ✓		ENG APPRV		
MATERIAL: SEE NOTE 4 FINISH: AS MOLDED				
3rd ANGLE PROJECTION		-CAD GENERATED DRAWING- DO NOT MANUALLY UPDATE DO NOT SCALE		SCALE 2:1 CADFILE 00831 SHEET 1 OF 1