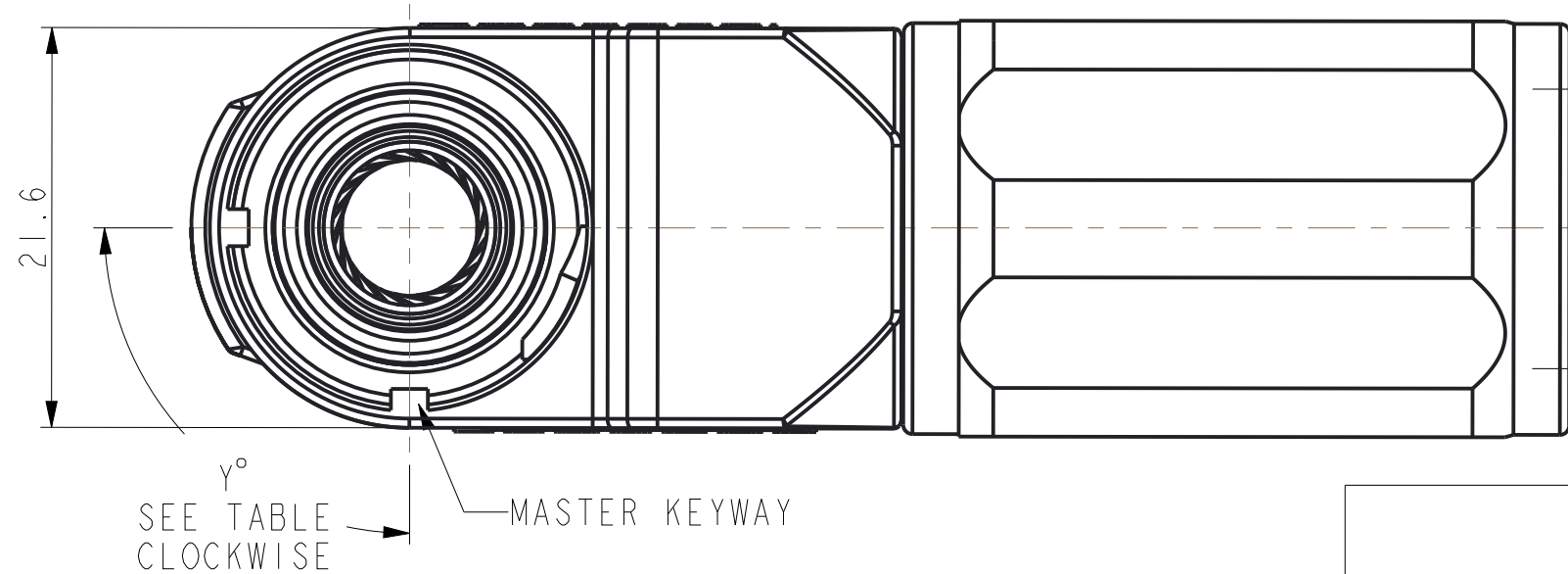
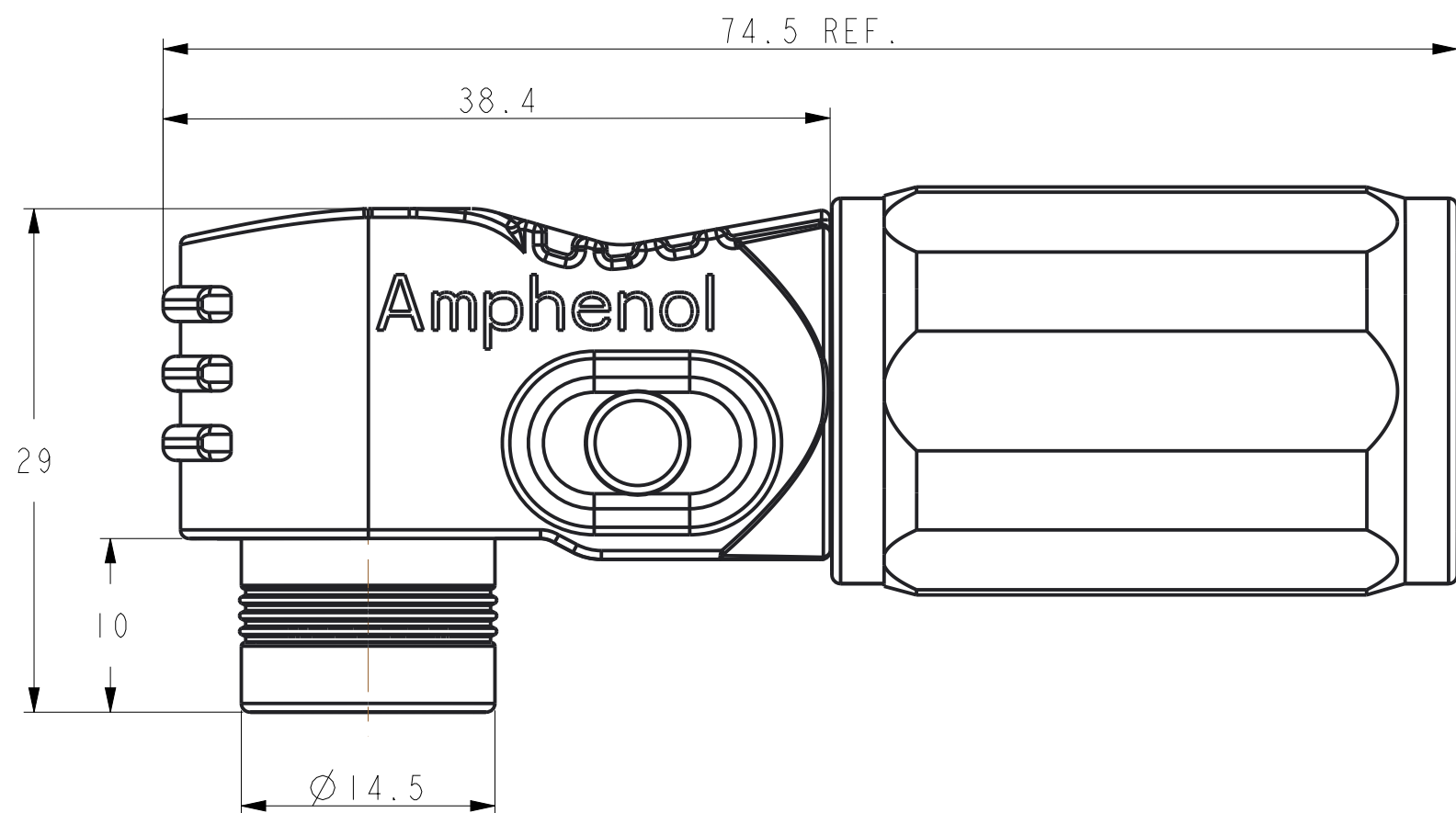



REV. I	SHEET 1 OF 1	DOCUMENT NO. C10-730188-()
REVISIONS		
REV	DESCRIPTION	DATE
E	ADD KEYWAY	2016-04-25
F	ADD RIBS ON THE TOP SIDE	2016-11-09
G	UPDATED CURRENT & TEMP. RATING ADD CABLE RANGE	2016-11-12
H	ADD 25SQMM OPTION	2017-03-10
I	ADD CABLE RANGE	2017-04-26

CUSTOMER DRAWING



GENERAL TOLERANCE					
DIM. RANGE	0.5 - 3	> 3 - 6	> 6 - 30	> 30 - 120	> 120 - 400
TOLERANCE	±0.1	±0.1	±0.2	±0.3	±0.5



RECOMMENDED CABLE RANGE
 10.2±0.2MM FOR 25MM2
 11.5±0.3MM FOR 35MM2
 13.6±0.3MM FOR 50MM2

MFG PART NUMBER: C10-730188-() () () ()

BASE NUMBER
COLOR, SEE TABLE
WIRE RANGE, SEE TABLE
SEALING, SEE TABLE
KEYWAY, SEE TABLE

CODE NUMBER REFERENCE: SLPPB () B () () ()

BASE NUMBER
WIRE RANGE, SEE TABLE
WITH BACKSHELL
SEALING, SEE TABLE
COLOR, SEE TABLE
KEYWAY, SEE TABLE

SPECIFICATIONS	
CURRENT RATING	120A MAX FOR 25MM2 150A MAX FOR 35MM2 200A MAX FOR 50MM2
OPERATING VOLTAGE	1000V DC
OPERATING TEMPERATURE	-40°C - 125°C
CONTACT RESISTANCE	0.3 mΩ

ITEM	DESCRIPTION	CODE NUMBER	MFG NUMBER
COLOR	ORANGE	O	0
	BLACK	B	1
	RED	R	2
WIRE RANGE	50 MM2 CRIMPING	50	0
	35 MM2 CRIMPING	35	3
	25 MM2 CRIMPING	25	2
SEALING	IP67(MATED)	S	0
	NO SEALING	N	1
KEYWAY (Y°)	NO KEYWAY	BLANK	BLANK
	90°	0	0
	180°	1	1
	60°	2	2
	120°	3	3
	150°	4	4

- NOTES:
- THE REFERENCED PRODUCT IS IN COMPLIANCE WITH THE MAXIMUM CONCENTRATION VALUES (MCVS) AS SET BY RoHS 2.0 DIRECTIVE 2011/65/EU AND ANNEX II AMENDMENT DIRECTIVE (EU) 2015/863.
 - IF CHOOSE NO SEALING TYPE, THERE WILL BE NO O-RINGS AND GROMMET.
 - 25MM2 AND 35MM2 WIRE CRIMP PLUG USE THE SAME CRIMP DIE AS 50MM2, SUPPLIED WITH A PRE-ASSEMBLED CRIMP REDUCER.

THIS DOCUMENT CONTAINS PROPRIETARY INFORMATION AND SUCH INFORMATION MAY NOT BE DISCLOSED TO OTHERS FOR ANY PURPOSE OR USED FOR MANUFACTURING PURPOSES WITHOUT WRITTEN PERMISSION FROM THE AMPHENOL CORP.

N/A	PRO/ENGINEER INFORMATION
NEXT ASSEMBLY	Pro/e Model Used:
METRIC DOCUMENT	Drawing Name:

UNLESS OTHERWISE SPECIFIED	SPECIFICATIONS	POS	QTY	PART NUMBER	DESCRIPTION	NOTE
LINEAR DIMENSIONS ARE IN: MILLIMETERS	MATERIAL SPEC.	APPROVALS		DATE	PARTS LIST	
TOLERANCES: ANGLES= ±2° DEFAULT LINEAR TOLERANCES SEE TABLE	N/A	PREPARED BY: ALAN ZHANG	ENGINEER IN CHARGE: SEVEN XIE	Nov-09-16	AMPHENOL INDUSTRIAL OPERATIONS Amphenol Technology(Zhuhai)Co.,Ltd No.63, Xinghan Road, Sanzao Town, Jinwan, Zhuhai, PRC	
DIM. & TOL. PER ASME Y14.5M-1994; DRM PER MIL-DTL-31000; OTHER AMPHENOL STANDARDS: 9-9318	PROCESS SPEC.	DESIGN MANAGER: ROB WENG	DESIGN ACTIVITY GROUP: C&I		8.0MM SURLOK PLUS RIGHTANGLE PLUG	
LEGENDS: △ = FLAG NOTE CALL OUT REFERENCE ONLY	N/A	THIRD ANGLE PROJECTION			SIZE: C	CAGE CODE: 77820
		THIRD ANGLE PROJECTION			DOCUMENT NO. C10-730188-()	REV. I
					SCALE: 1,0	SHEET 1 OF 1

DOCUMENT NO. C10-730188-()

SHEET 1 OF 1

REV. I

C

B

A

FORMAT: C-L-E-Rev-B

REV. I

SHEET 1 OF 1

DOCUMENT NO. C10-730188-()

A

D

C