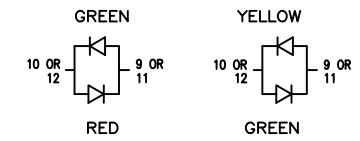
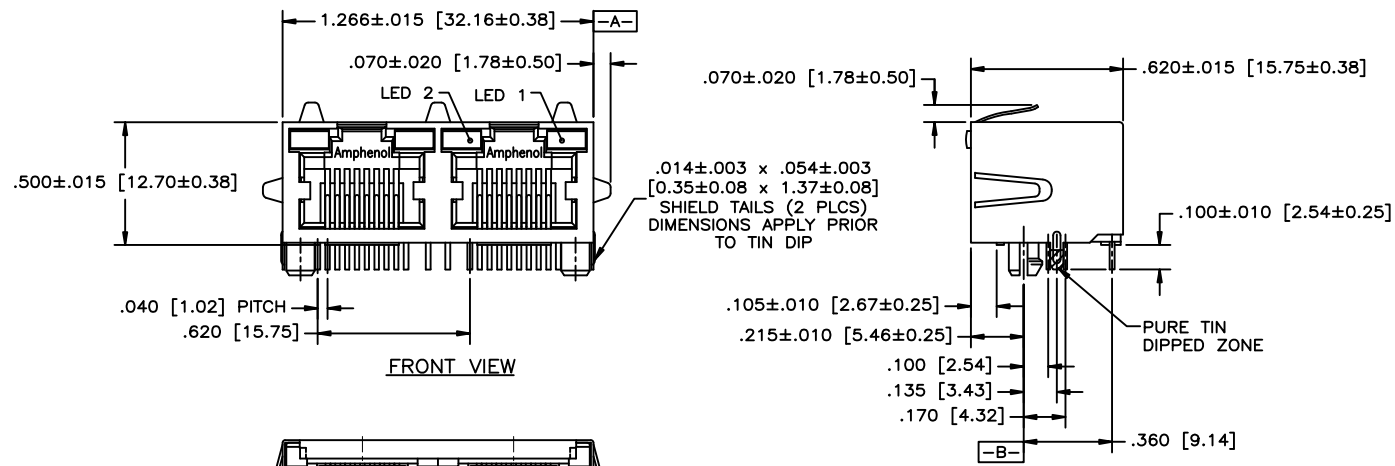
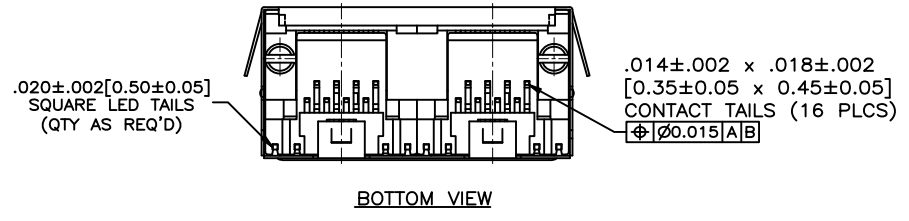


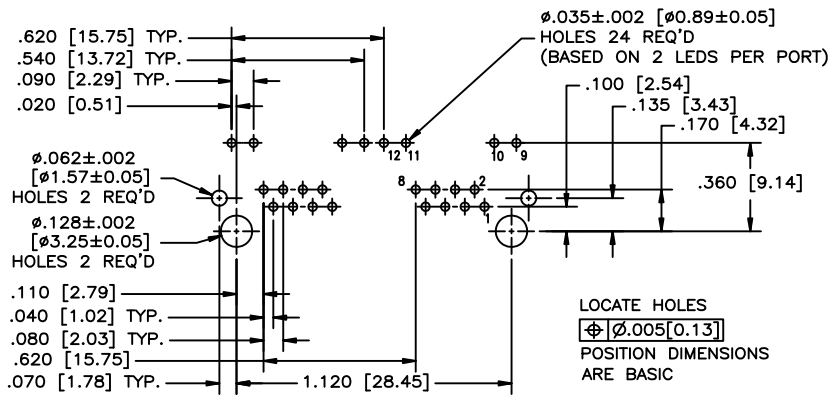
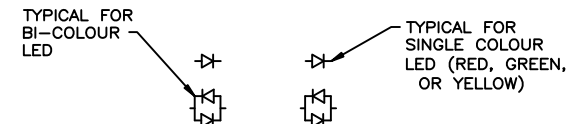
REVISIONS				
SYM	ZONE	ECN, ERN NO.	DATE	APPRD.
E		PRODUCT DRAWING	FEB2/12	K.L.



**BI-COLOUR LED DETAIL**  
(RED/YELLOW AND GREEN/ORANGE LED'S ARE ALSO AVAILABLE)

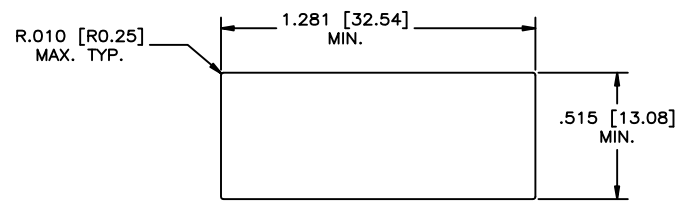


**SHIELD TAILS (2 PLCS)**  
DIMENSIONS APPLY PRIOR TO TIN DIP



**RECOMMENDED P.C.B. LAYOUT**  
(COMPONENT SIDE OF BOARD)

- MATERIALS:**  
**PLASTIC HOUSING:** HIGH TEMPERATURE THERMOPLASTIC  
 FLAMMABILITY RATING UL 94V-0
- CONTACTS:** PHOSPHOR BRONZE  
 PLATING: 50 µ" [1.27 MICRONS]  
 MIN. GOLD ON MATING SURFACES.  
 50 µ" [1.27 MICRONS]  
 MIN. NICKEL UNDERPLATE  
 100 µ" [2.54 MICRONS]  
 MIN. MATTE TIN ON CONTACT TAILS.
- SHIELD:** COPPER ALLOY  
 PLATING: NICKEL WITH PURE-TIN DIPPED PCB TAILS



**RECOMMENDED PANEL CUTOUT**

**AMPHENOL PART NUMBER: RJHSE-L38X-02**  
 REFER TO AMPHENOL CATALOGUE FOR LED COLOUR OPTIONS

THIS DOCUMENT CONTAINS PROPRIETARY INFORMATION AND SUCH INFORMATION MAY NOT BE DISCLOSED TO OTHERS FOR ANY PURPOSE OR USED FOR MANUFACTURING PURPOSES WITHOUT WRITTEN PERMISSION FROM AMPHENOL CANADA CORP.

DRAWN PWANG	DATE 05/12/29	Amphenol Canada Corp.	
DESIGNED			
CHECKED CHIGOW	05/12/29	TITLE	
I. E. APPRD.		2 PORT HIGH SPEED RJ45 MODULAR JACK	
Q. A. APPRD.		LOW PROFILE, 8 POSITION, 8 CONTACTS	
DWG. APPRD.		SHIELDED, WITH LEDS, - RoHS COMPLIANT	
ENG. REL. NO.		DWG	DRAWING NO.
REF.			P-RJHSE-L38X-02
DIMENSIONS ARE IN INCHES (mm)	CODE ID. NO. 03554	SCALE	REV. E
		WT.	SHEET 1 OF 1