

PSD5008 Thru PSD5016

High Current Glass Passivated Molding Three -Phase Bridge Rectifier

Reverse Voltage 800 to 1600V Forward Current 50A

FEATURES

- Plastic Package has Underwriters Laboratory Flammability Classification 94V-0
- High current capacity with small package
- Glass passivated chip junctions
- Superior thermal conductivity
- High IFSM

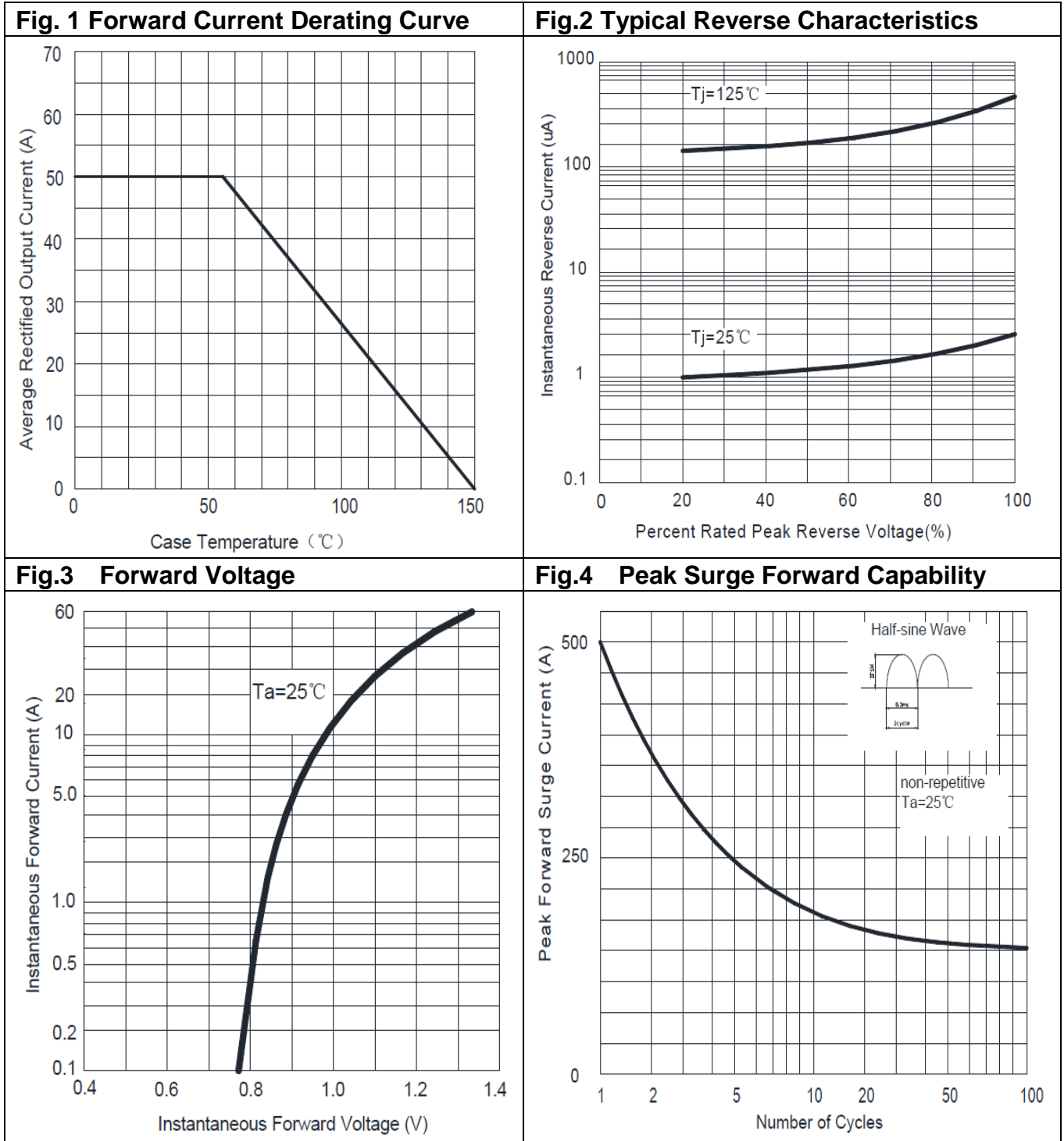


1. Maximum & Thermal Characteristics Ratings at 25°C ambient temperature unless otherwise specified.

| Item | Symbol | PSD5008 | PSD5012 | PSD5014 | PSD5016 | Unit |
|---|-------------------|---------|---------|---------|---------|-------|
| Maximum repetitive voltage | VRM | 800 | 1200 | 1400 | 1600 | V |
| Maximum RMS Voltage | VRMS | 560 | 840 | 980 | 1120 | |
| Maximum DC Blocking Voltage | VDC | 800 | 1200 | 1400 | 1600 | V |
| Peak Reverse Current (per leg) @Tj = 25°C | IR | 10 | | | | μA |
| At Rated DC Blocking Voltage @Tj = 125°C | | 5.0 | | | | mA |
| Average rectified forward current 60Hz sine wave,R-load with heatsink Tc=50°C | Io | 50 | | | | A |
| Peak forward surge current 8.3ms single half sine-wave superimposed on rated load | I _{FSM} | 500 | | | | A |
| RMS Isolation Voltage from Case to Lead | V _{ISOL} | 2500 | | | | V |
| Max instantaneous forward voltage @25 A/25°C | VF | 1.2 | | | | V |
| Typical Thermal Resistance per Element | RθJC | 0.9 | | | | °C/W |
| I2t Rating for Fusing | I2t | 1030 | | | | A2sec |
| Operating junction temperature | Tj | -40~150 | | | | °C |
| Storage temperature | Tstg | -40~150 | | | | °C |


PSD5008 Thru PSD5016

2. Ratings and Characteristic Curves ($T_A = 25^\circ\text{C}$ unless otherwise noted)



PSD5008 Thru PSD5016

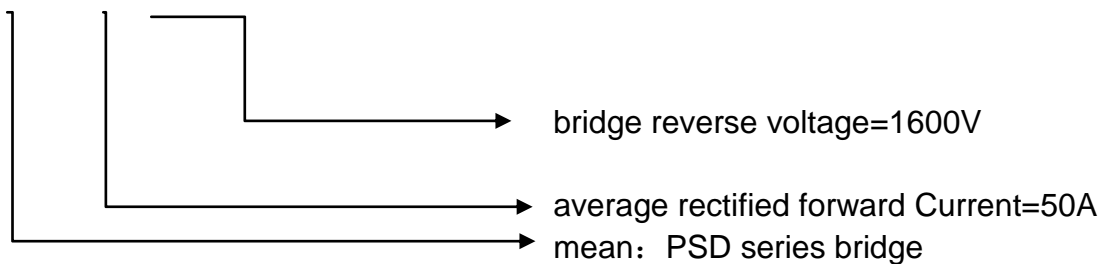
3. Marking Identification



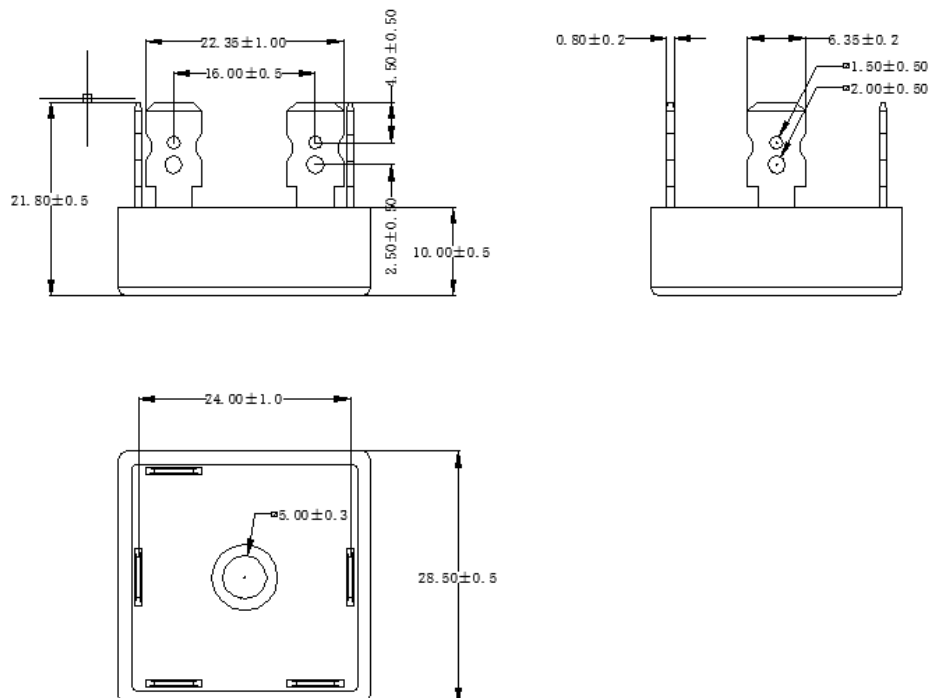
Note:

生产日期码包含4位数字，例如“1040”，前两个数字“10”表示为2010年，另外二个数字“40”是指第40周，即表示该产品为2010年40周生产。

型号：**PSD 50 16**



4. Dimension



PSD5008 Thru PSD5016

5. Update Record

| 版次 | 更新记录 | 更新作者 | 更新日期 |
|----|------|------|-----------|
| 1 | 第一版 | 王锋 | 2013-7-12 |