

Description

12 110 Series are the fuses set the industry standard for performance, reliability and quality. The solder-free design provides excellent on-off and temperature cycling characteristics during use and also makes our SMD fuses more heat and shock tolerant than typical subminiature fuses.



Rated Current	Electrical Characteristics					
	1.0In	2.0In	2.5In	3.0In	3.5In	10.0In
1A~3A	4 hour min.	1sec – 60sec	5 sec max.	0.1sec – 3sec	-	0.2ms – 20ms
3.5~5A	4 hour min.	-	5 sec max.	0.1sec – 3sec	-	0.2ms – 20ms
7A~15A	4 hour min.	-	-	-	5 sec max.	0.2ms – 10ms

Features

- Compatible with reflow and wave solder
- Ceramic and glass construction
- Excellent environmental integrity
- One time positive disconnect
- Lead Free and Halogen free material

Specifications

Part No.	Rated Voltage		Rated Current (A)	Breaking Capacity (A) ¹	Typical Cold Resistance (mOhms) ²	Typical Voltage Drop (mV)	Typical Pre-Arcing I ² t (A ² Sec) ³	Alpha Mark
	DC							
12 110.1	72V	63V	1	50A	480	510	0.11	H
12 110.1.5			1.5	50A	230	367	0.17	K
12 110.2			2	50A	140	316	0.43	N
12 110.2.5			2.5	50A	80	240	0.68	O
12 110.3			3	50A	50	187	1.41	P
12 110.3.5			3.5	50A	38	180	1.72	R
12 110.4			4	50A	34	173	1.78	S
12 110.4.5	32V		4.5	50A	25	164	2.65	X
12 110.5			5	50A	21.5	145	2.91	T
12 110.7			7	50A	12.3	140	5.72	7
12 110.8	24V		8	300A	10	123	6.8	M
12 110.10			10	300A	7	110	10.6	U
12 110.12			12	300A	5	85	11.5	12
12 110.15			15	300A	3.5	78	16.5	15

* DC Interrupting Rating (Measured at rated voltage, time constant of less than 50 microseconds, battery source)

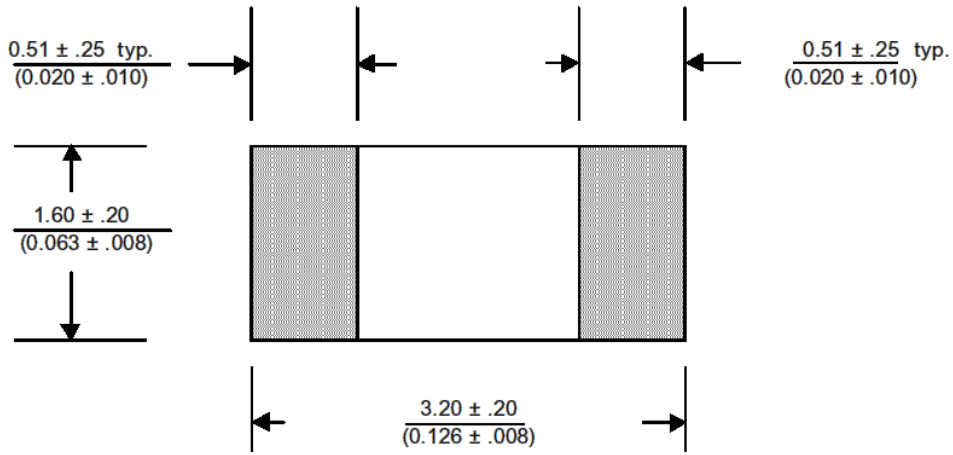
* DC Cold Resistance are measured at <10% of rated current in ambient temperature of 25°C

* Typical Pre-arching I²t are measured at 10In Current

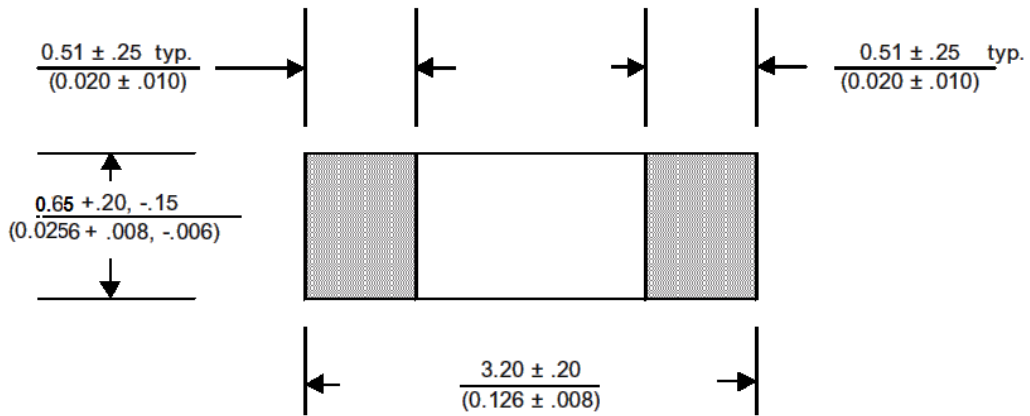
Dimension

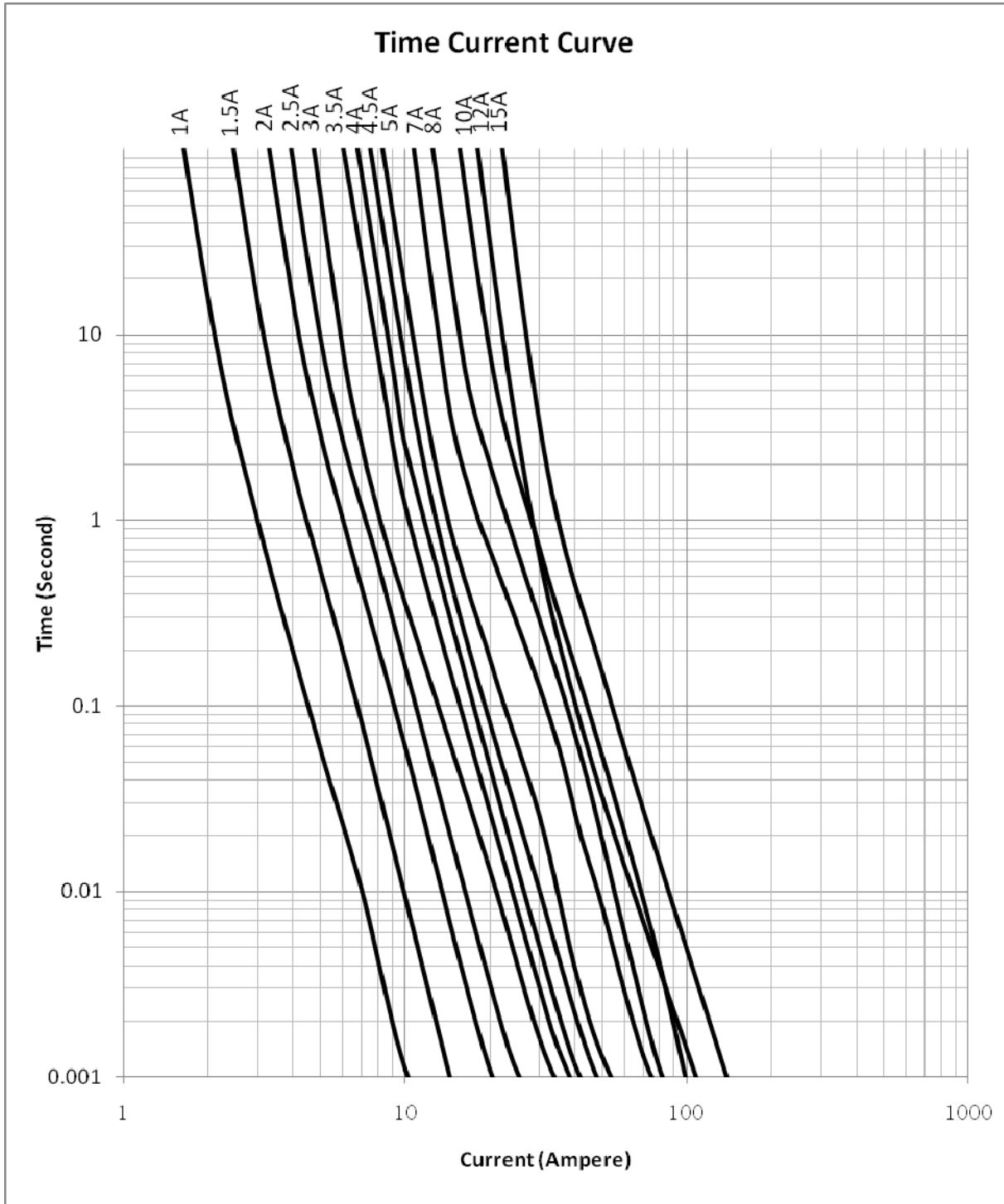
Drawing not to scale (Unit: mm)

Top view



Side view





Website: <http://www.jksemi.com>

For additional information, please contact your local Sales Representative.

©Copyright 2016, jk semi



is a registered trademark of jk semi All rights are reserved