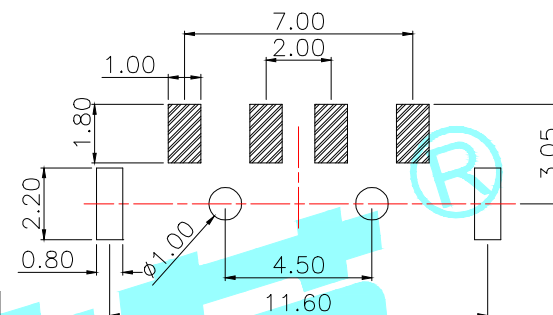
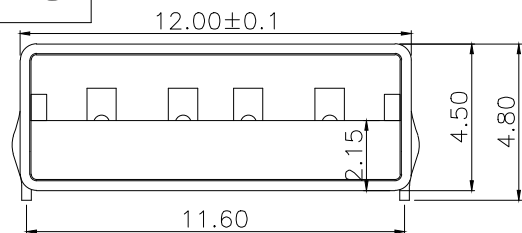
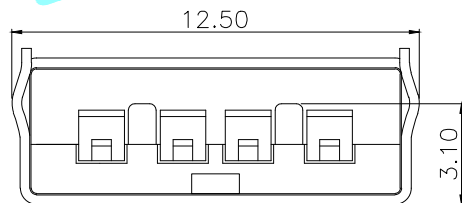
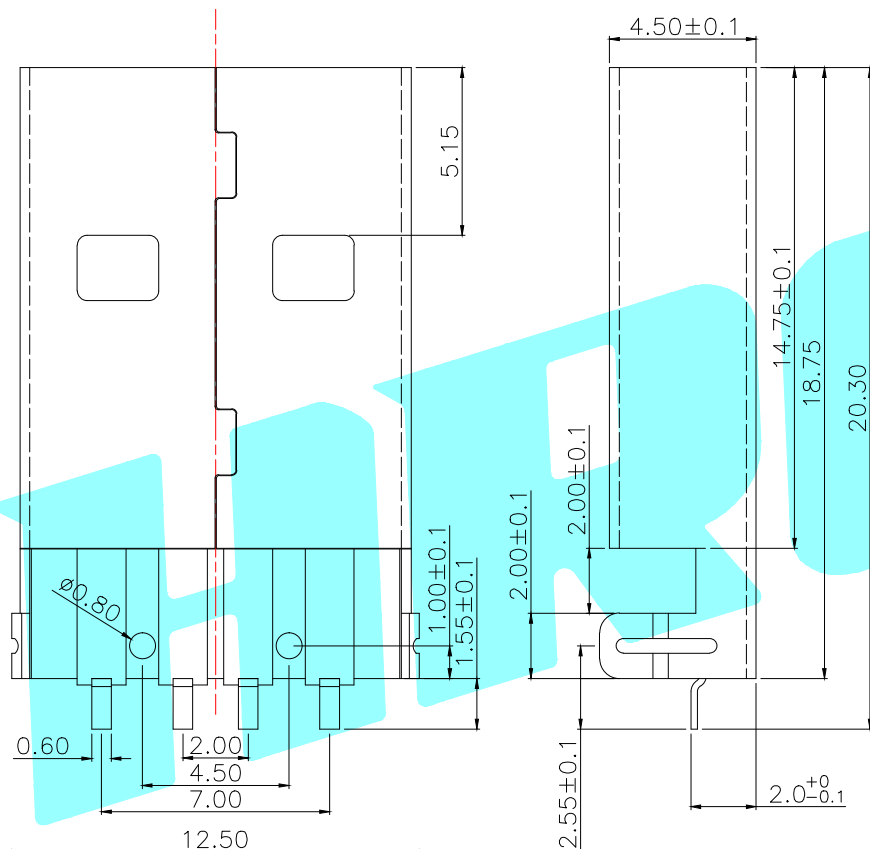


ROHS



PCB Layout



SPECIFICATIONS

1. Rating : DC 30V 1.0A
2. Contact Resistance: $\leq 50\text{m}\Omega$
3. Insulation Resistance: $\geq 1000\text{m}\Omega$ Min DC250V
4. Operating Temperature Range: $-40^{\circ}\text{C}+85^{\circ}\text{C}$
5. Manual welding is required: $\leq 350^{\circ}\text{C}$
 ≤ 3 seconds

PART NO.	
U-G-04WS-W-01	U-G-04WS-W-02
Housing&Black	Housing&White

③	Shell	—	1	SPCC	Ni Plated	—
②	Contact	—	4	Copper Alloy	Ag Plated	—
①	Housing	—	1	PBT	White/Black	—
ITEM	PART NAME	TER'NO.	QTY.	MATERIAL	FINISHING	REMARK

APPROVALS		DATE		HRO 華榮 ELECTRONICS CO.,LTD		
DRAWN	JKUN.LU	2014/9/29		TITLE:	USB CONNECTOR	
CHECKED				PART NO.	U-G-04WS-W-□□	
APPROVALS				UNIT: mm	SCALE: 1:1	PROJ:
TOLERANCES ARE		30~以上	±0.30	ANGLE	DRAWING NO.	SHEET 1 OF 1
		10~30	±0.25			
		5~10	±0.20			
		~ 5	±0.15			

ECN NO.	REV.	DATE.	DESCRIPTION.	CHANGE.	CHECK.	APPRO.
—	A	—	NEW	—	—	—