


Aluminum Electrolytic Type / Radial Lead Type

RoHS compliance

ME-UZ·SZ Series

5mm Height, Wide Temperature

7mm Height, Wide Temperature

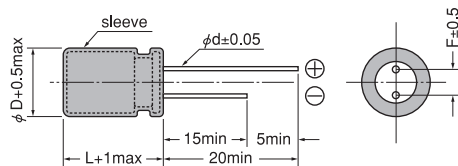


- ME-UZ : 105°C, 1,000hours, Solvent proof (within 2 minutes)
- ME-SZ : 105°C, 1,000hours, Solvent proof (within 3 minutes)

Specifications

Items	Condition	Specifications						
Rated voltage (V)	—	6.3	10	16	25	35	50	
Surge voltage (V)	Room temperature	8.0	13	20	32	44	63	
Category temperature range (°C)	—	-55 to +105						
Capacitance tolerance (%)	120Hz/20°C	M : ±20						
Dissipation Factor (tanδ)	tanδ (max) 120Hz/20°C	0.24	0.20	0.16	0.14	0.12	0.10	
Leakage current (LC)	μA/after 2minutes (max)	The greater value of either 0.01CV or 3						
Impedance ratio at low temperature	Based the value at 120Hz, +20°C	-40°C Z/Z _{20°C}	3	2	2	2	2	2
		-55°C Z/Z _{20°C}	5	4	4	3	3	3
Endurance	105°C, 1,000hours rated voltage applied (With the rated ripple current)	ΔC/C	Within ±25% of the initial value					
		tan δ	Less than 200% of the specified value					
		LC	Less than the specified value					

Dimensions



(Unit : mm)

φD	4	5	6.3
F	1.5	2.0	2.5
φd	0.45	0.45	0.45

Size, Impedance, Rated Ripple Current

ME-UZ series

μF \ V	6.3	10	16	25	35	50
10						6.3×5 2.0 70
22				6.3×5 1.6 100	6.3×5 2.0 70	6.3×5 2.0 70
33			6.3×5 1.6 100	6.3×5 1.6 100	6.3×5 2.0 70	
47		6.3×5 1.6 100	6.3×5 1.6 100	6.3×5 1.6 100	6.3×5 2.0 70	
100	6.3×5 1.6 100	6.3×5 1.6 100	6.3×5 1.6 100			
220	6.3×5 1.6 100					

ME-SZ series

μF \ V	6.3	10	16	25	35	50
1.0						4×7 10 30
2.2						4×7 7.8 35
3.3						4×7 6.2 40
4.7				4×7 4.2 50	4×7 6.0 40	5×7 3.1 70
10			4×7 4.2 50	5×7 2.0 85	5×7 3.1 70	6.3×7 1.6 100
22	4×7 4.2 50	5×7 2.0 85	5×7 2.0 85	6.3×7 1.2 120	6.3×7 1.6 100	6.3×7 1.6 100
33	5×7 2.0 85	5×7 2.0 85	6.3×7 1.2 120	6.3×7 1.2 120	6.3×7 1.6 100	6.3×7 1.6 100
47	5×7 2.0 85	6.3×7 1.2 120	6.3×7 1.2 120	6.3×7 1.2 120	6.3×7 1.6 100	6.3×7 1.6 100
100	6.3×7 1.2 120	6.3×7 1.2 120	6.3×7 1.2 120	6.3×7 1.2 120	6.3×7 1.6 100	
220	6.3×7 1.2 120	6.3×7 1.2 120	6.3×7 1.2 120			
330	6.3×7 1.2 120					

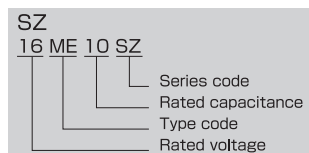
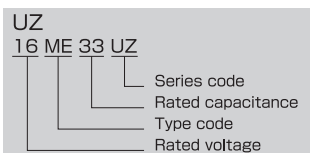
Please refer to page 15 for ripple current frequency coefficients.

Rated ripple current
mA rms (100kHz, 105°C)

Impedance (Ω)
max at 100kHz, 20°C

Case size: φD×L (mm)

Part number



Radial Lead Type
Aluminum Electrolytic Capacitors

- CE-BE
- CE-BD
- CE-BS
- CE-BSS
- CE-FE
- CE-LD
- CE-FSS
- CE-FS
- CE-FH
- CE-LH
- CE-AX
- CE-KX
- CE-GA
- CE-LS
- CE-ZX
- CE-ZC
- CE-LX
- CE-LL
- CE-LH(High Voltage)
- CE-PC
- CE-PH
- CE-PS
- CE-PF
- CE-TH
- CE-JX
- CE-NP
- CE-FN
- ME-SWB
- ME-UZ·SZ
- ME-UAX·SAX
- ME-SWG
- ME-HC
- ME-LS
- ME-CZ
- ME-CA
- ME-CX
- ME-AX
- ME-WX
- ME-WA
- ME-WL
- ME-WG
- ME-FX
- ME-FH
- ME-PX
- ME-HPC·HPD
- ME-FC·FD
- ME-SWN
- ME-HWN