


Metalized Polypropylene Film Capacitor

Type : **ECWF(A)**



Non-inductive construction using metallized polypropylene film with flame retardant epoxy resin coating.

Features

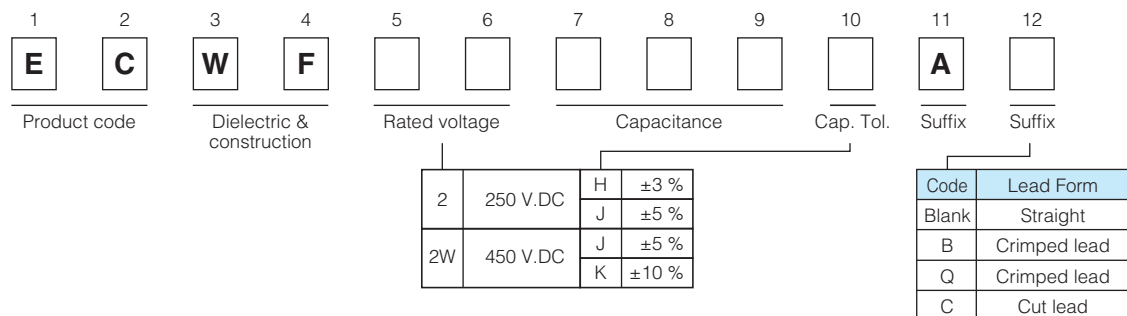
- Small size
- Excellent frequency characteristics
- Low loss
- Low Hum Sound Noise
- Flame retardant epoxy resin coating
- 85 degree C , 85 %RH , 500 V.DC , 500 hours (630 V.DC)
- RoHS directive compliant

Recommended applications

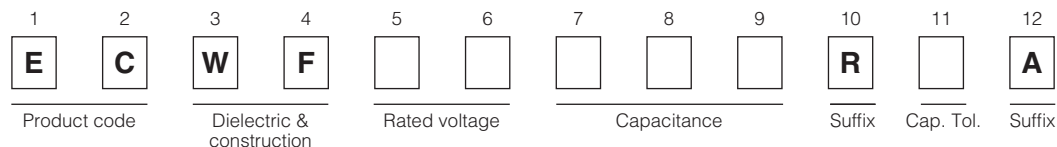
- 250 V.DC, 630 V.DC : High frequency and high current circuit
- 450 V.DC : Active filter circuit

Explanation of part number

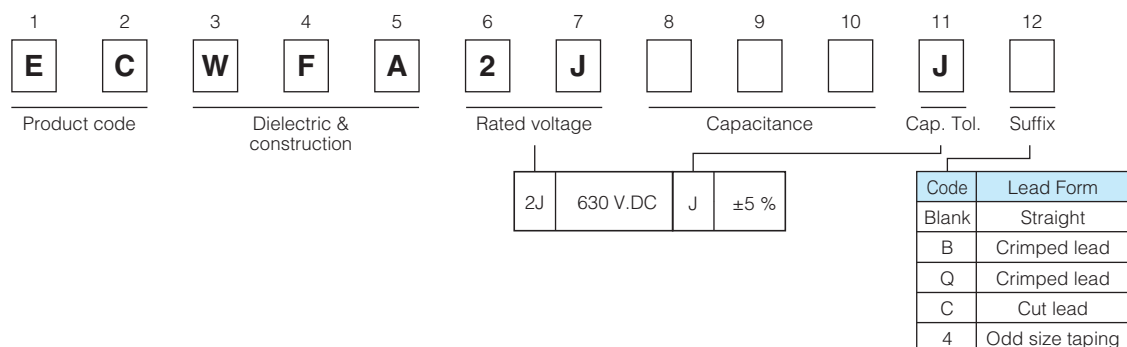
- 250 V.DC, 450 V.DC (Bulk)



- 250 V.DC, 450 V.DC (Odd size taping)



- 630 V.DC (Bulk, Odd size taping)

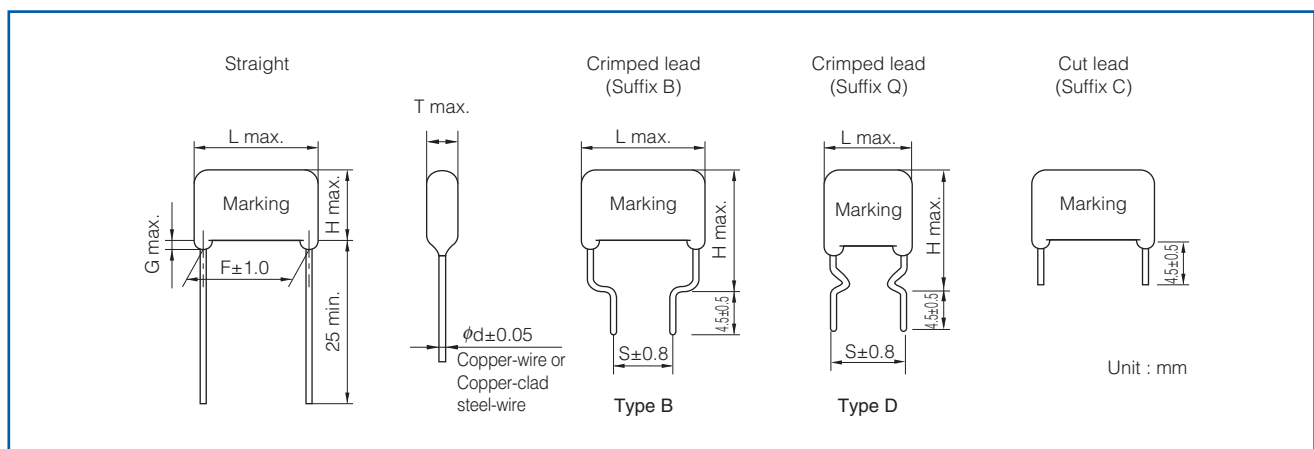


Specifications

Category temp. range (Including temperature-rise on unit surface)	- 40 °C to +105 °C	
Rated voltage	250 V.DC	
	450 V.DC (Derating of rated voltage by 1.25%/°C at more than 85 °C) Peak to peak voltage applied on the capacitor should be less than 240 Vp-p, and zero to peak voltage should be less than 450 Vo-p.	
	630 V.DC (Derating of rated voltage by 1.0%/°C at more than 85 °C)	
Capacitance range	250 V.DC	0.1 μF to 6.8 μF
	450 V.DC	0.1 μF to 4.7 μF
	630 V.DC	0.1 μF to 2.2 μF
Capacitance tolerance	250 V.DC	±3 % (H), ±5 % (J)
	450 V.DC	±5 % (J), ±10 % (K)
	630 V.DC	±5 % (J)
Dissipation factor (tan δ)	tan δ ≤ 0.1 % (20 °C, 1 kHz)	
Withstand voltage	Between terminals : Rated volt. (V.DC) × 150 %, 60 s	
Insulation resistance (IR)	250 V.DC	C ≤ 0.33 μF : IR ≥ 9000 MΩ C > 0.33 μF : IR ≥ 3000 MΩ · μF (20 °C, 100 V.DC, 60 s)
	450 V.DC	C ≤ 0.33 μF : IR ≥ 30000 MΩ C > 0.33 μF : IR ≥ 10000 MΩ · μF (20 °C, 100 V.DC, 60 s)
	630 V.DC	C ≤ 0.33 μF : IR ≥ 9000 MΩ C > 0.33 μF : IR ≥ 3000 MΩ · μF (20 °C, 500 V.DC, 60 s)

* In case of applying voltage in alternating current (50 Hz or 60 Hz sine wave) to a capacitor with DC rated voltage, please refer to the page of "Permissible voltage (R.M.S) in alternating current corresponding to DC rated voltage".

Dimensions

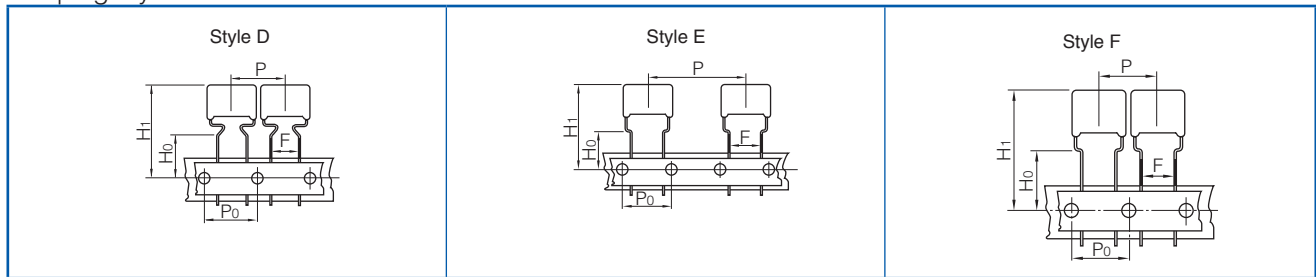


Packaging specifications for bulk package

- Packing quantity : 100 pcs./bag

Taping specifications for automatic insertion

● Taping style



* Refer to the page of taping specifications.

● Packaging specifications

Type	Rated voltage (V.DC)	Capacitance range (μF)	Taping style								Packing	suffix
			AD	AS	B	C	D	E	F			
ECWF(A)	250	0.10 to 0.47					○				Ammo	R() A
		0.56 to 3.9						○				
	450	0.10 to 0.47							○			
		0.56 to 2.2							○			
	630	0.10 to 0.68							○			
									○			

● Lead spacing

Style	Lead spacing
D	7.5 mm
E	7.5 mm
F	7.5 mm

Rating · Dimensions · Quantity

● Rated voltage : 250 V.DC, Capacitance tolerance : ± 3 % (H), ± 5 % (J)

Part No.	Cap. (μF)	Dimensions (mm)										Min. order Q'ty	
		L max.	T max.	H max.			F	S		G max.	φd	Taping 7.5 mm	Bulk Straight · Crimped lead
				Straight	Crimped lead (Suffix B)	Crimped lead (Suffix Q)		Crimped lead (Suffix B)	Crimped lead (Suffix Q)				
ECWF2104□A()	0.10	13.0	5.0		14.1	14.1		7.5	10.0		0.6	1300	500
ECWF2124□A()	0.12	13.0	5.3		14.4	14.4		7.5	10.0		0.6	1200	
ECWF2154□A()	0.15	13.0	5.6		14.7	14.7		7.5	10.0		0.6	1100	
ECWF2184□A()	0.18	13.0	5.9		15.1	15.1		7.5	10.0		0.6	1000	
ECWF2224□A()	0.22	13.0	6.3		15.4	15.4		7.5	10.0		0.6	900	
ECWF2274□A()	0.27	13.0	6.8		15.9	15.9		7.5	10.0		0.6	800	
ECWF2334□A()	0.33	13.0	7.3		16.4	16.4		7.5	10.0		0.6	700	
ECWF2394□A()	0.39	13.0	7.8		16.9	16.9		7.5	10.0		0.6	600	
ECWF2474□A()	0.47	13.0	8.4		17.6	17.6		7.5	10.0		0.6	500	
ECWF2564□A()	0.56	18.1	6.9		16.4	18.4		7.5	15.0		0.8	400	
ECWF2684□A()	0.68	18.1	7.4		17.0	19.0		7.5	15.0		0.8	300	
ECWF2824□A()	0.82	18.1	8.0		17.6	19.6		7.5	15.0		0.8	200	
ECWF2105□A()	1.0	18.1	8.5	13.3	18.3	20.3	15.0	7.5	15.0	1.5	0.8	100	
ECWF2125□A()	1.2	18.8	9.5	14.6	19.6	21.6	15.0	7.5	15.0	1.5	0.8	50	
ECWF2155□A()	1.5	18.8	10.5	15.6	20.6	22.6	15.0	7.5	15.0	1.5	0.8	20	
ECWF2185□A()	1.8	18.8	11.4	16.5	21.5	23.5	15.0	7.5	15.0	1.5	0.8	10	
ECWF2225□A()	2.2	18.8	12.6	17.6	22.6	24.6	15.0	7.5	15.0	1.5	0.8	5	
ECWF2275□A()	2.7	23.8	11.4	17.2	22.2	24.2	20.0	12.5	20.0	1.5	0.8	3	
ECWF2335□A()	3.3	23.8	12.5	18.3	23.3	25.3	20.0	12.5	20.0	1.5	0.8	2	
ECWF2395□A()	3.9	23.8	13.5	19.3	24.3	26.3	20.0	12.5	20.0	1.5	0.8	1	
ECWF2475□A()	4.7	23.8	14.8	20.6	25.6	27.6	20.0	12.5	20.0	1.5	0.8	0.5	
ECWF2565□A()	5.6	23.8	16.2	21.9	26.9	28.9	20.0	12.5	20.0	1.5	0.8	0.2	
ECWF2685□A()	6.8	23.8	17.8	23.5	28.5	30.5	20.0	12.5	20.0	1.5	0.8	0.1	

* □ : Capacitance tolerance code
() : Suffix for lead crimped

Rating · Dimensions · Quantity

● Rated voltage : 450 V.DC, Capacitance tolerance : ± 5 % (J), ± 10 % (K)

Part No.	Cap. (μF)	Dimensions (mm)										Min. order Q'ty	
		L max.	T max.	H max.			F	S		G max.	φd	Taping	Bulk
				Straight	Crimped lead (Suffix B)	Crimped lead (Suffix Q)		Crimped lead (Suffix B)	Crimped lead (Suffix Q)			7.5 mm	Straight · Crimped lead
ECWF2W104□A()	0.10	13.0	5.1	-	14.3	14.3	-	7.5	10.0	1.5	0.6	1200	500
ECWF2W124□A()	0.12	13.0	5.4	-	14.5	14.5	-	7.5	10.0	1.5	0.6		
ECWF2W154□A()	0.15	13.0	5.7	-	14.9	14.9	-	7.5	10.0	1.5	0.6	1000	
ECWF2W184□A()	0.18	13.0	6.1	-	15.2	15.2	-	7.5	10.0	1.5	0.6		
ECWF2W224□A()	0.22	13.0	6.5	-	15.6	15.6	-	7.5	10.0	1.5	0.6	800	
ECWF2W274□A()	0.27	13.0	7.0	-	16.1	16.1	-	7.5	10.0	1.5	0.6		
ECWF2W334□A()	0.33	13.0	7.6	-	16.7	16.7	-	7.5	10.0	1.5	0.6	600	
ECWF2W394□A()	0.39	13.0	8.1	-	17.2	17.2	-	7.5	10.0	1.5	0.6		
ECWF2W474□A()	0.47	13.0	8.7	-	17.9	17.9	-	7.5	10.0	1.5	0.6	400	
ECWF2W564□A()	0.56	18.1	7.0	11.5	16.5	18.5	15.0	7.5	15.0	1.5	0.8		
ECWF2W684□A()	0.68	18.1	7.5	12.1	17.1	19.1	15.0	7.5	15.0	1.5	0.8	300	
ECWF2W824□A()	0.82	18.1	8.2	12.7	17.7	19.7	15.0	7.5	15.0	1.5	0.8		
ECWF2W105□A()	1.0	18.1	9.3	12.6	17.6	19.6	15.0	7.5	15.0	1.5	0.8	200	
ECWF2W125□A()	1.2	18.8	9.7	14.7	19.7	21.7	15.0	7.5	15.0	1.5	0.8		
ECWF2W155□A()	1.5	18.8	10.7	15.8	20.8	22.8	15.0	7.5	15.0	1.5	0.8	-	
ECWF2W185□A()	1.8	18.8	11.6	16.7	21.7	23.7	15.0	7.5	15.0	1.5	0.8		
ECWF2W225□A()	2.2	18.8	12.8	17.9	22.9	24.9	15.0	7.5	15.0	1.5	0.8	-	
ECWF2W275□A()	2.7	26.3	10.6	16.5	21.5	23.5	22.5	15.0	22.5	1.5	0.8		
ECWF2W335□A()	3.3	26.3	11.7	17.5	22.5	24.5	22.5	15.0	22.5	1.5	0.8	-	
ECWF2W395□A()	3.9	26.3	12.6	18.4	23.4	25.4	22.5	15.0	22.5	1.5	0.8		
ECWF2W475□A()	4.7	26.3	13.8	19.6	24.6	26.6	22.5	15.0	22.5	1.5	0.8		

* □ : Capacitance tolerance code
() : Suffix for lead crimped

● Rated voltage : 630 V.DC, Capacitance tolerance : ± 5 % (J)

Part No.	Cap. (μF)	Dimensions (mm)										Min. order Q'ty		
		L max.	T max.	H max.			F	S		G max.	φd	Taping	Bulk	
				Straight	Crimped lead (Suffix B)	Crimped lead (Suffix Q)		Crimped lead (Suffix B)	Crimped lead (Suffix Q)			7.5 mm	Straight	Crimped lead
ECWFA2J104J()	0.10	18.2	5.2	10.4	15.4	15.4	15.0	7.5	15.0	1.5	0.6	600	1000	
ECWFA2J124J()	0.12	18.2	5.5	10.8	15.8	15.8	15.0	7.5	15.0	1.5	0.6			
ECWFA2J154J()	0.15	18.2	6.0	11.2	16.2	16.2	15.0	7.5	15.0	1.5	0.6	500		
ECWFA2J184J()	0.18	18.2	6.5	11.7	16.7	16.7	15.0	7.5	15.0	1.5	0.6			
ECWFA2J224J()	0.22	18.2	7.1	12.3	17.3	17.3	15.0	7.5	15.0	1.5	0.6	400		
ECWFA2J274J()	0.27	18.2	7.8	12.9	17.9	17.9	15.0	7.5	15.0	1.5	0.6			
ECWFA2J334J()	0.33	18.2	8.5	13.6	18.6	18.6	15.0	7.5	15.0	1.5	0.6	300		
ECWFA2J394J()	0.39	18.2	9.2	14.3	19.3	19.3	15.0	7.5	15.0	1.5	0.6			
ECWFA2J474J()	0.47	18.2	10.0	15.1	20.1	20.1	15.0	7.5	15.0	1.5	0.6	200		
ECWFA2J564J()	0.56	18.2	10.9	16.0	21.0	21.0	15.0	7.5	15.0	1.5	0.6			
ECWFA2J684J()	0.68	18.2	12.0	17.1	22.1	22.1	15.0	7.5	15.0	1.5	0.6	800		
ECWFA2J824J()	0.82	26.0	10.1	15.3	20.3	22.3	22.5	15.0	22.5	1.5	0.8			
ECWFA2J105J()	1.0	26.0	11.1	16.2	21.2	23.2	22.5	15.0	22.5	1.5	0.8	-		
ECWFA2J125J()	1.2	26.0	12.1	17.2	22.2	24.2	22.5	15.0	22.5	1.5	0.8			
ECWFA2J155J()	1.5	26.0	13.5	18.6	23.6	25.6	22.5	15.0	22.5	1.5	0.8	600		
ECWFA2J185J()	1.8	26.0	14.8	19.8	24.8	26.8	22.5	15.0	22.5	1.5	0.8			
ECWFA2J225J()	2.2	26.0	16.3	21.4	26.4	28.4	22.5	15.0	22.5	1.5	0.8	400		500

* () : Suffix for lead crimped