

Surface Mount Resettable PTCs


SCF1206 Series

Description

The SCF1206 Series PTC provides surface mount over-current protection for applications where space is at a premium and resettable protection is desired.

Features

- u RoHS compliant, Lead-Free and Halogen-Free
- u Fast time-to-trip
- u Compact design saves board space
- u Low resistance
- u Low-profile



Applications

- u PC motherboard - plug and play protection
- u Mobile phones - battery and port protection
- u Game console port protection
- u USB peripherals
- u Disk drive
- u PDAS / digital cameras
- u Power ports
- u General electronics

Electrical Parameters

Part Number	Hold Current	Trip Current	Rated Voltage	Max Current	Typical Power	Maximum Time To Trip		Resistance	
	I_{hold} (A)	I_{trip} (A)	V_{max} (Vdc)	I_{max} (A)	$P_{dtyp.}$ (W)	Current (A)	Time (Sec.)	R_{min} (Ω)	R_{1max} (Ω)
SCF005-1206R	0.05	0.15	60	100	0.4	0.25	1.50	3.600	50.000
SCF010-1206R	0.10	0.25	60	100	0.4	0.50	1.00	1.600	15.000
SCF012-1206R	0.12	0.39	48	100	0.6	1.00	0.20	1.400	6.500
SCF016-1206R	0.16	0.45	48	100	0.6	1.00	0.30	1.100	5.000
SCF020-1206R	0.20	0.40	30	100	0.4	8.00	0.10	0.600	2.500
SCF025-1206R	0.25	0.50	16	100	0.6	8.00	0.08	0.550	2.300
SCF025-24-1206R	0.25	0.50	24	100	0.6	8.00	0.08	0.550	2.300
SCF035-1206R	0.35	0.75	16	100	0.4	8.00	0.10	0.300	1.200
SCF035-30-1206R	0.35	0.75	30	100	0.6	8.00	0.10	0.300	1.200
SCF050-1206R	0.50	1.00	8	100	0.4	8.00	0.10	0.150	0.700
SCF050-24-1206R	0.50	1.00	24	100	0.6	8.00	0.10	0.150	0.750
SCF075-1206R	0.75	1.50	8	100	0.6	8.00	0.20	0.090	0.290
SCF075-16-1206R	0.75	1.50	16	100	0.6	8.00	0.20	0.090	0.290
SCF100-1206R	1.00	1.80	6	100	0.6	8.00	0.30	0.055	0.210
SCF110-1206R	1.10	2.20	8	100	0.8	8.00	0.30	0.040	0.180
SCF150-1206R	1.50	3.00	8	100	0.8	8.00	1.00	0.040	0.120
SCF200-1206R	2.00	3.50	6	100	0.8	8.00	1.50	0.018	0.080

I_{hold} = Hold current: maximum current device will pass without tripping in 23°C still air.

I_{trip} = Trip current: minimum current at which the device will trip in 23°C still air.

V_{max} = Maximum voltage device can withstand without damage at rated current (I_{max})

I_{max} = Maximum fault current device can withstand without damage at rated voltage (V_{max})

$P_{dtyp.}$ = Power dissipated from device when in the tripped state at 23°C still air.

R_{min} = Minimum resistance of device in initial (un-soldered) state.

R_{1max} = Maximum resistance of device at 23°C measured one hour after tripping.

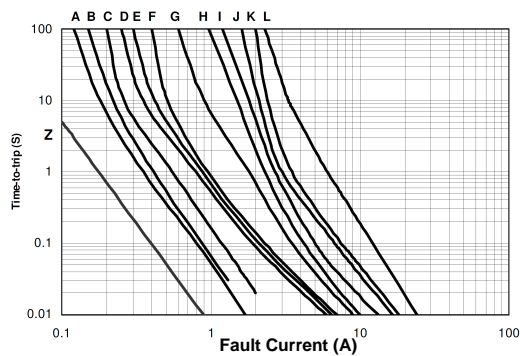
Caution: Operation beyond the specified rating may result in damage and possible arcing and flame.

Surface Mount Resettable PTCs

SCF1206 Series

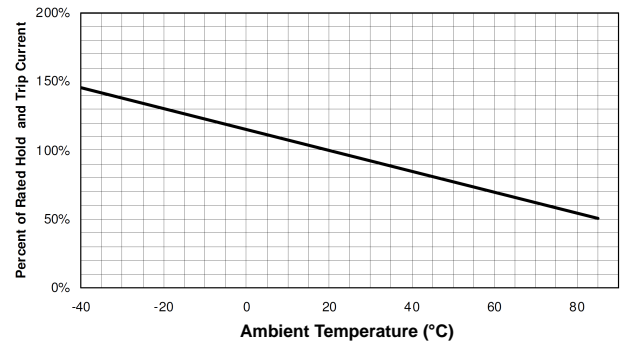
Temperature Derating Chart – I_{hold} (A)

Average Time Current Curves



Z= SCF005-1206R	F= SCF035-1206R	J= SCF110-1206R
A= SCF010-1206R	/SCF035-60-1206R	K= SCF150-1206R
B= SCF012-1206R	G= SCF050-1206R	L= SCF200-1206R
C= SCF020-1206R	/SCF050-24-1206R	
D= SCF025-1206R	H= SCF075-1206R	
E= SCF025-1206R	/SCF075-16-1206R	
/SCF025-24-1206R	I= SCF100-1206R	

Temperature Derating Curve



Material Specifications

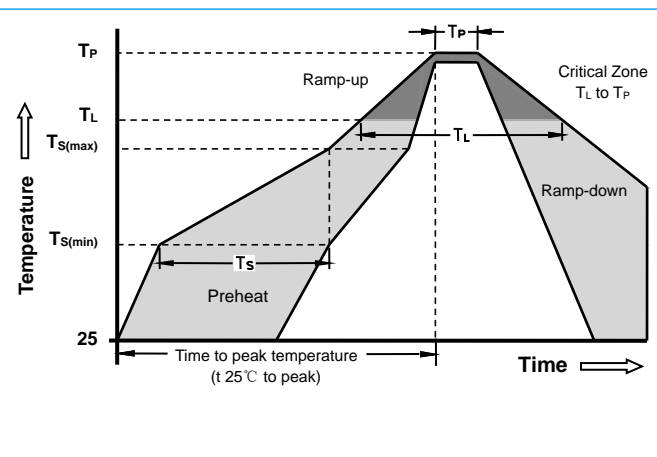
Terminal pad material

Pure Tin

Soldering Characteristics

Meets EIA specification RS 186-9E, ANSI/J-std-002 Category 3

Soldering Parameters



Solder reflow

Due to "Lead Free" nature, Temperature and Dwelling time for the soldering zone is higher than those for Regular. This may cause damage to other components.

1. Recommended max past thickness > 0.25mm.
2. Devices can be cleaned using standard methods and aqueous solvent.
3. Rework use standard industry practices.
4. Storage Environment : < 30°C/ 60%RH

Profile Feature	Pb-Free Assembly
Average Ramp-Up Rate (T_S max to T_P)	3°C/second max.
Preheat :	
Temperature Min (T_{Smin})	150°C
Temperature Max (T_{Smax})	200°C
Time (T_{Smin} to T_{Smax})	60-180 seconds
Time maintained above:	
Temperature(T_L)	217°C
Time (T_L)	60-150 seconds
Peak/Classification Temperature(T_P):	260°C
Time within 5°C of actual peak: Temperature	20-40 seconds
Ramp-down Rate:	6°C/ second max.
Time 25°C to Peak Temperature	8 minutes max.

Note: All temperatures refer to of the package, measured on the package body surface.

Caution:

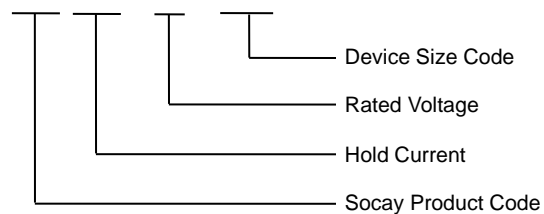
1. If reflow temperatures exceed the recommended profile, devices may not meet the performance requirements.
2. Devices are not designed to be wave soldered to the bottom side of the board.

Surface Mount Resettable PTCs

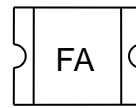
SCF1206 Series

Part Numbering

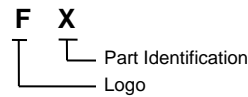
SCF XXX – XX – 1206R



Part Marking



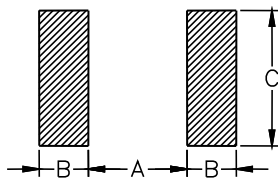
Example



- FZ= SCF005-1206R
- FA= SCF010-1206R
- FJ= SCF012-1206R
- FK= SCF016-1206R
- FB= SCF020-1206R
- FL= SCF025-1206R
- FP= SCF025-24-1206R
- FC= SCF035-1206R
- FM= SCF035-30-1206R
- FD= SCF050-1206R
- FN= SCF050-24-1206R
- FE= SCF075-1206R
- FO= SCF075-16-1206R
- FF= SCF100-1206R
- FG= SCF110-1206R
- FH= SCF150-1206R
- FI = SCF200-1206R

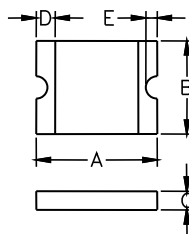
Pad Layouts Unit: mm

The dimension in the table below provide the recommended pad layout for each SCF1206 device



Device	A	B	C
	Nominal	Nominal	Nominal
1206 Series	2.00	1.00	1.90

Dimensions Unit: mm



Part Number	A		B		C		D		E	
	Min.	Max.	Min.	Max.	Min.	Max.	Min.	Max.	Min.	Max.
SCF005-1206R	3.00	3.50	1.50	1.80	0.45	0.85	0.10	0.75	0.10	0.45
SCF010-1206R	3.00	3.50	1.50	1.80	0.45	0.85	0.10	0.75	0.10	0.45
SCF012-1206R	3.00	3.50	1.50	1.80	0.45	0.85	0.10	0.75	0.10	0.45
SCF016-1206R	3.00	3.50	1.50	1.80	0.45	0.75	0.10	0.75	0.10	0.45
SCF020-1206R	3.00	3.50	1.50	1.80	0.45	0.75	0.10	0.75	0.10	0.45
SCF025-1206R	3.00	3.50	1.50	1.80	0.45	0.75	0.10	0.75	0.10	0.45
SCF025-24-1206R	3.00	3.50	1.50	1.80	0.45	0.75	0.10	0.75	0.10	0.45
SCF035-1206R	3.00	3.50	1.50	1.80	0.30	0.75	0.10	0.75	0.10	0.45
SCF035-30-1206R	3.00	3.50	1.50	1.80	0.90	1.30	0.25	0.75	0.10	0.45
SCF050-1206R	3.00	3.50	1.50	1.80	0.25	0.55	0.10	0.75	0.10	0.45
SCF050-24-1206R	3.00	3.50	1.50	1.80	0.80	1.20	0.25	0.75	0.10	0.45
SCF075-1206R	3.00	3.50	1.50	1.80	0.45	1.25	0.25	0.75	0.10	0.45
SCF075-16-1206R	3.00	3.50	1.50	1.80	0.45	1.25	0.25	0.75	0.10	0.45
SCF100-1206R	3.00	3.50	1.50	1.80	0.45	1.00	0.25	0.75	0.10	0.45
SCF110-1206R	3.00	3.50	1.50	1.80	0.45	1.00	0.25	0.75	0.10	0.45
SCF150-1206R	3.00	3.50	1.50	1.80	0.80	1.40	0.25	0.75	0.10	0.45
SCF200-1206R	3.00	3.50	1.50	1.80	0.85	1.60	0.25	0.75	0.10	0.45

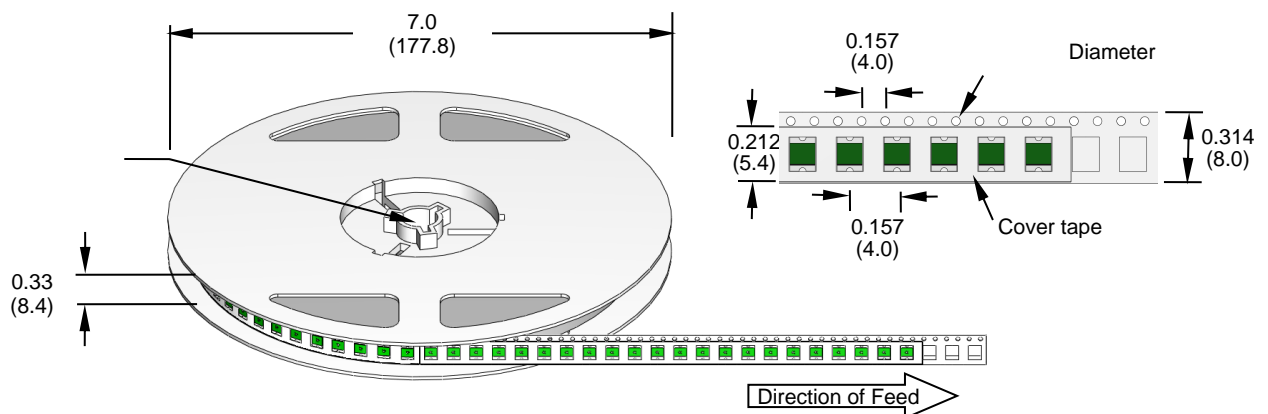
Surface Mount Resettable PTCs

SCF1206 Series

Packaging

Part Number	Packaging Option	Quantity
SCF005-1206R	Tape & Reel -8mm/7"tape	3000
SCF010-1206R	Tape & Reel -8mm/7"tape	3000
SCF012-1206R	Tape & Reel -8mm/7"tape	3000
SCF016-1206R	Tape & Reel -8mm/7"tape	3000
SCF020-1206R	Tape & Reel -8mm/7"tape	3000
SCF025-1206R	Tape & Reel -8mm/7"tape	3000
SCF025-24-1206R	Tape & Reel -8mm/7"tape	3000
SCF035-1206R	Tape & Reel -8mm/7"tape	4000
SCF035-30-1206R	Tape & Reel -8mm/7"tape	3000
SCF050-1206R	Tape & Reel -8mm/7"tape	4000
SCF050-24-1206R	Tape & Reel -8mm/7"tape	3000
SCF075-1206R	Tape & Reel -8mm/7"tape	3000
SCF075-16-1206R	Tape & Reel -8mm/7"tape	3000
SCF100-1206R	Tape & Reel -8mm/7"tape	3000
SCF110-1206R	Tape & Reel -8mm/7"tape	3000
SCF150-1206R	Tape & Reel -8mm/7"tape	2000
SCF200-1206R	Tape & Reel -8mm/7"tape	2000

Tape and Reel Specifications



Dimensions are in inches
(and millimeters)

Warning



- ⊍ Operation beyond the specified maximum ratings or improper use may result in damage and possible electrical arcing and/or flame.
- ⊍ PPTC device are intended for occasional over-current protection. Application for repeated over-current condition and/or prolonged trip are not anticipated.
- ⊍ Avoid contact of PPTC device with chemical solvent. Prolonged contact will damage the device performance.