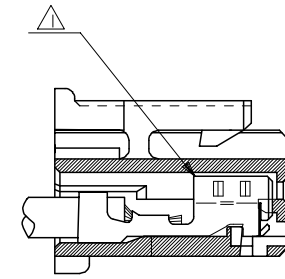


注記 NOTES

- △ 適合ターミナル：5035I-8*00
APPLICABLE TERMINAL：5035I-8*00
- 2. 嵌合相手：53375,53426 シリーズ
MATE WITH：53375,53426 SERIES
- △ 偶数極の製品に適用。
APPLY EVEN CIRCUIT PRODUCTS.
- 4. 製品型番の下1桁は色を表す。
LAST DIGIT OF PART NUMBER INDICATES COLOR.
0：白 WHITE 1：黒 BLACK 2：赤 RED
3：黄 YELLOW 4：青 BLUE



ターミナル装着状態図
TERMINAL ASSEMBLY DRAWING

2極に適用
FOR 2 CKTS.

51103-020*	2
MATERIAL NO.	CIRCUIT

RELEASED EC NO: J2005-2009 DRAWN: M.UMEDA 2005/02/02 CHK'D: K.TOYODA 2005/02/04 APPR: N. UKITA 2005/02/14 REV: 0	GENERAL TOLERANCES (UNLESS SPECIFIED)		DIMENSION STYLE MM ONLY		SCALE ---	DESIGN UNITS METRIC	THIRD ANGLE PROJECTION	
	10 UNDER	±0.2	DRAWN BY M.UMEDA		DATE 2005/01/14	TITLE 2.5 W/B CONN. HOUSING (POSITIVE LOCK)		
	10 OVER 30 UNDER	±0.25	CHECKED BY K. TOYODA		DATE 2005/01/14	MOLEX INCORPORATED		
	30 OVER	±0.3	APPROVED BY N. UKITA		DATE 2005/01/14	DOCUMENT NO. SD-51103-021		
	ANGULAR ±3 °		MATERIAL NO.		SEE CHART	SHEET NO. 1 OF 2		
DRAFT WHERE APPLICABLE MUST REMAIN WITHIN DIMENSIONS		SIZE A3		THIS DRAWING CONTAINS INFORMATION THAT IS PROPRIETARY TO MOLEX INCORPORATED AND SHOULD NOT BE USED WITHOUT WRITTEN PERMISSION				

10 9 8 7 6 5 4 3 2 1

F

E

D

C

B

A

F

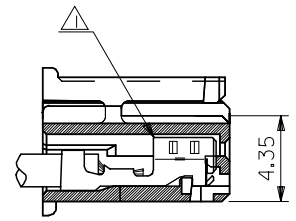
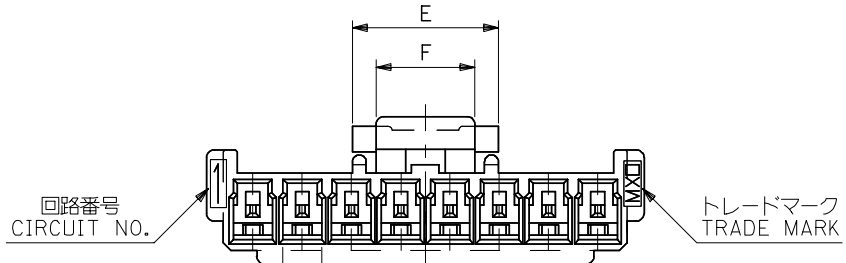
E

D

C

B

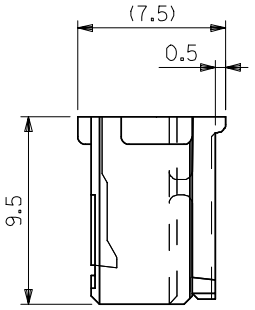
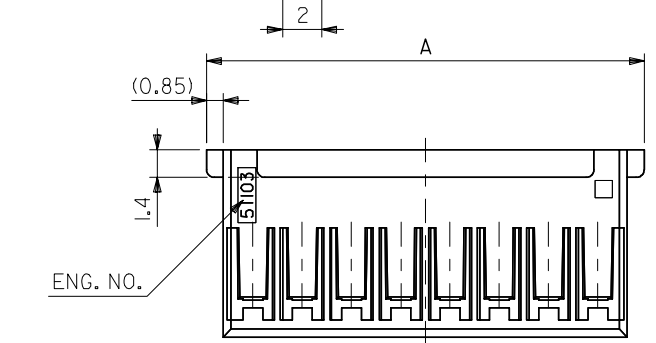
A



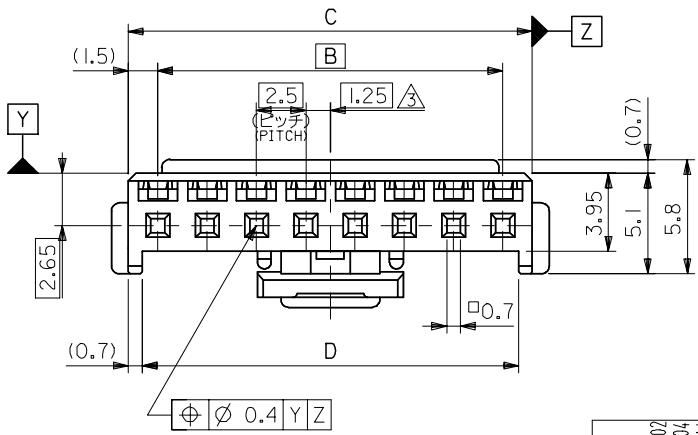
ターミナル装着状態図
TERMINAL ASSEMBLY DRAWING

注記 NOTES

- △ 適合ターミナル：5035I-8*00
APPLICABLE TERMINAL：5035I-8*00
- 2. 嵌合相手：53375,53426 シリーズ
MATE WITH：53375,53426 SERIES
- △ 偶数極の製品に適用。
APPLY EVEN CIRCUIT PRODUCTS.
- 4. 製品型番の下1桁は色を表す。
LAST DIGIT OF PART NUMBER INDICATES COLOR.
0：白 WHITE 1：黒 BLACK 2：赤 RED
3：黄 YELLOW 4：青 BLUE



3-15 極に適用
FOR 3-15 CKTS.



5	7.4	36.6	38	35	39.7	51103-150*	15
↑	↑	34.1	35.5	32.5	37.2	↑ -140*	14
		31.6	33	30	34.7	↑ -130*	13
		29.1	30.5	27.5	32.2	↑ -120*	12
		26.6	28	25	29.7	↑ -110*	11
		24.1	25.5	22.5	27.2	↑ -100*	10
		21.6	23	20	24.7	↑ -090*	9
		19.1	20.5	17.5	22.2	↑ -080*	8
		16.6	18	15	19.7	↑ -070*	7
		14.1	15.5	12.5	17.2	↑ -060*	6
		11.6	13	10	14.7	↑ -050*	5
5	7.4	9.1	10.5	7.5	12.2	↓ -040*	4
3	5	6.6	8	5	9.7	↓ 51103-030*	3
F	E	D	C	B	A	MATERIAL NO.	CIRCUIT

RELEASED EC NO: J2005-2009 DRAWN: MUMEDA 2005/02/07 CHKD: KTOYODA 2005/02/04 APPR: NUKITA 2005/02/14	GENERAL TOLERANCES (UNLESS SPECIFIED)		DIMENSION STYLE MM ONLY		SCALE ---	DESIGN UNITS METRIC	THIRD ANGLE PROJECTION	
	10 UNDER	±0.2	DRAWN BY M.UMEDA		DATE 2005/01/14	TITLE 2.5 W/B CONN. HOUSING (POSITIVE LOCK)		
	10 OVER 30 UNDER	±0.25	CHECKED BY KTOYODA		DATE 2005/01/14	MOLEX INCORPORATED		
	30 OVER	±0.3	APPROVED BY N. UKITA		DATE 2005/01/14	DOCUMENT NO. SD-51103-021		
	ANGULAR	±3 °	MATERIAL NO.		SEE CHART	SHEET NO. 2 OF 2		
0	DRAFT WHERE APPLICABLE MUST REMAIN WITHIN DIMENSIONS		SIZE A3		THIS DRAWING CONTAINS INFORMATION THAT IS PROPRIETARY TO MOLEX INCORPORATED AND SHOULD NOT BE USED WITHOUT WRITTEN PERMISSION			